



TOWN HALL - HOMELESSNESS

May 4, 2023





TOWN HALL – HOMELESSNESS

Agenda

Welcome

Frequently Asked Questions

Small Group Discussions

Q&A

CITY'S HOMELESS POLICY OBJECTIVES:

CITY'S POLICY OBJECTIVES:

1) Permanent Housing

2) Integrity of Neighborhoods

CITY'S POLICY OBJECTIVES:

- 1) Permanent Housing
- 2) Integrity of Neighborhoods

with hands tied behind our backs

Frequently Asked Questions

Is the City aware of the homeless situation and why aren't you doing anything about it?

Homeless Programs



PERMANENT HOUSING

A Way Back Home
Housing Navigation
Housing Assistance Program/
Flex Funds



OUTREACH/OTHER

PD Homeless Outreach Team
Outreach Events
Crisis House
EC Homeless Task Force



EMERGENCY SHELTER

ECTLC
Home Start
Cabins at Meridian Baptist Church
Interfaith Shelter Network



NEIGHBORHOOD PRESERVATION

Neighborhood Quality of Life
Team & Clean-up Events

Homeless Programs-Partners



DOING
THE MOST
GOOD®



HOME START
Strengthening Families Protects Children



ECTLC
East County Transitional
Living Center



MERIDIAN
BAPTIST CHURCH



INTERFAITH
SHELTER
NETWORK

Homeless Programs & Funding (FY 23)

Program	2022-2023 Budget	Funding Source
El Cajon Homeless Outreach	\$200,000	LOW MOD
Way Back Home	\$10,000	LOW MOD
ECTLC Emergency Shelter	\$100,000	CDBG
ECTLC CV Emergency Shelter	\$124,656	CDBG-CV
ISN Rotational Shelter	\$10,893	CDBG
Home Start Scatter-site	\$99,307	CDBG-CV
Home Start Outreach Support	\$155,000	CDBG-CV

RESULTS



<u>Program</u>	<u>In 2022</u>	<u>Since 2020</u>
Permanently Housed	174	949
Temporarily Sheltered	569	2,472
# of Outreach Events	26	91
# of Clean Up Events	311	427
Tons Removed	264	874



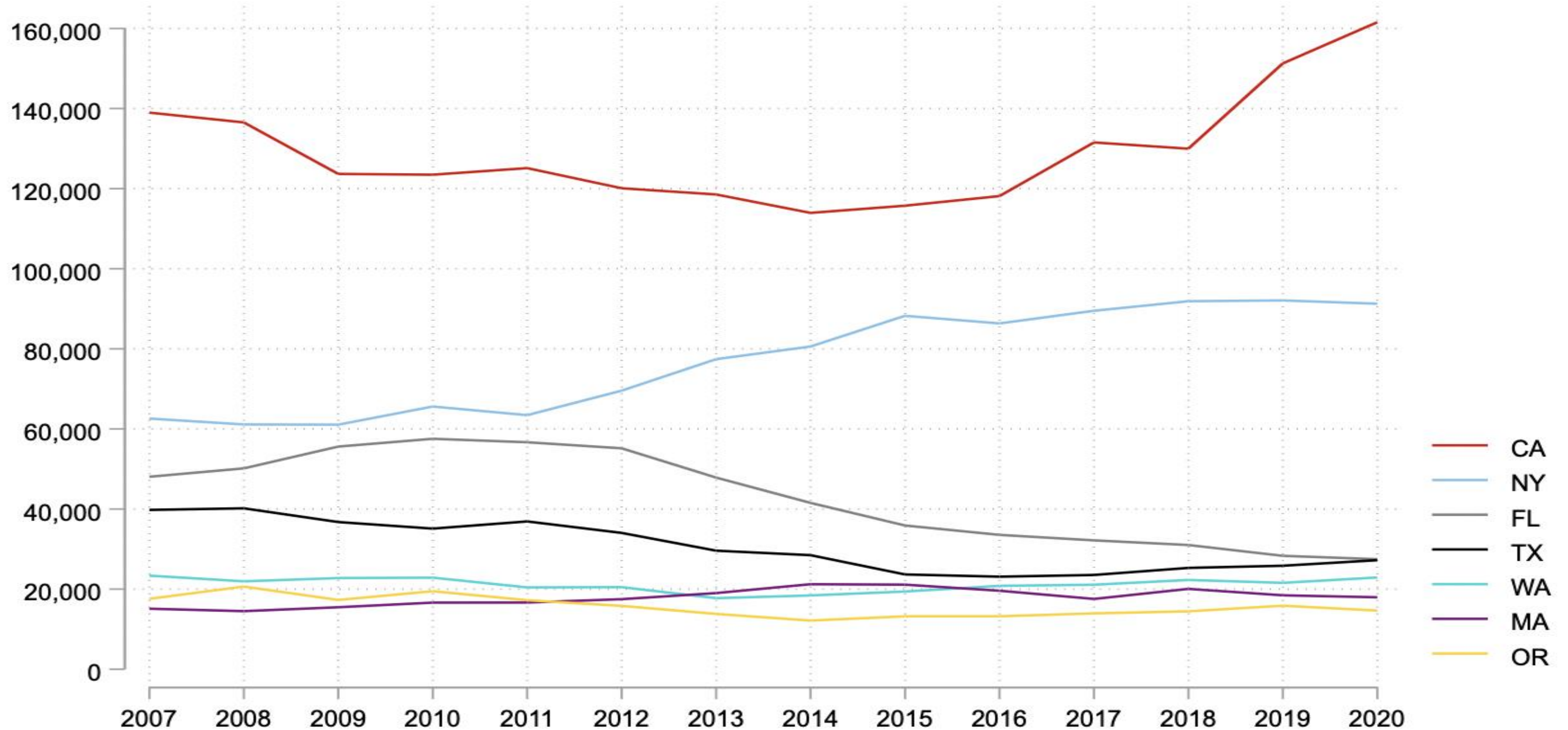
Frequently Asked Questions

**Why don't you arrest
homeless that are camping,
trespassing, or using drugs
in the open?**

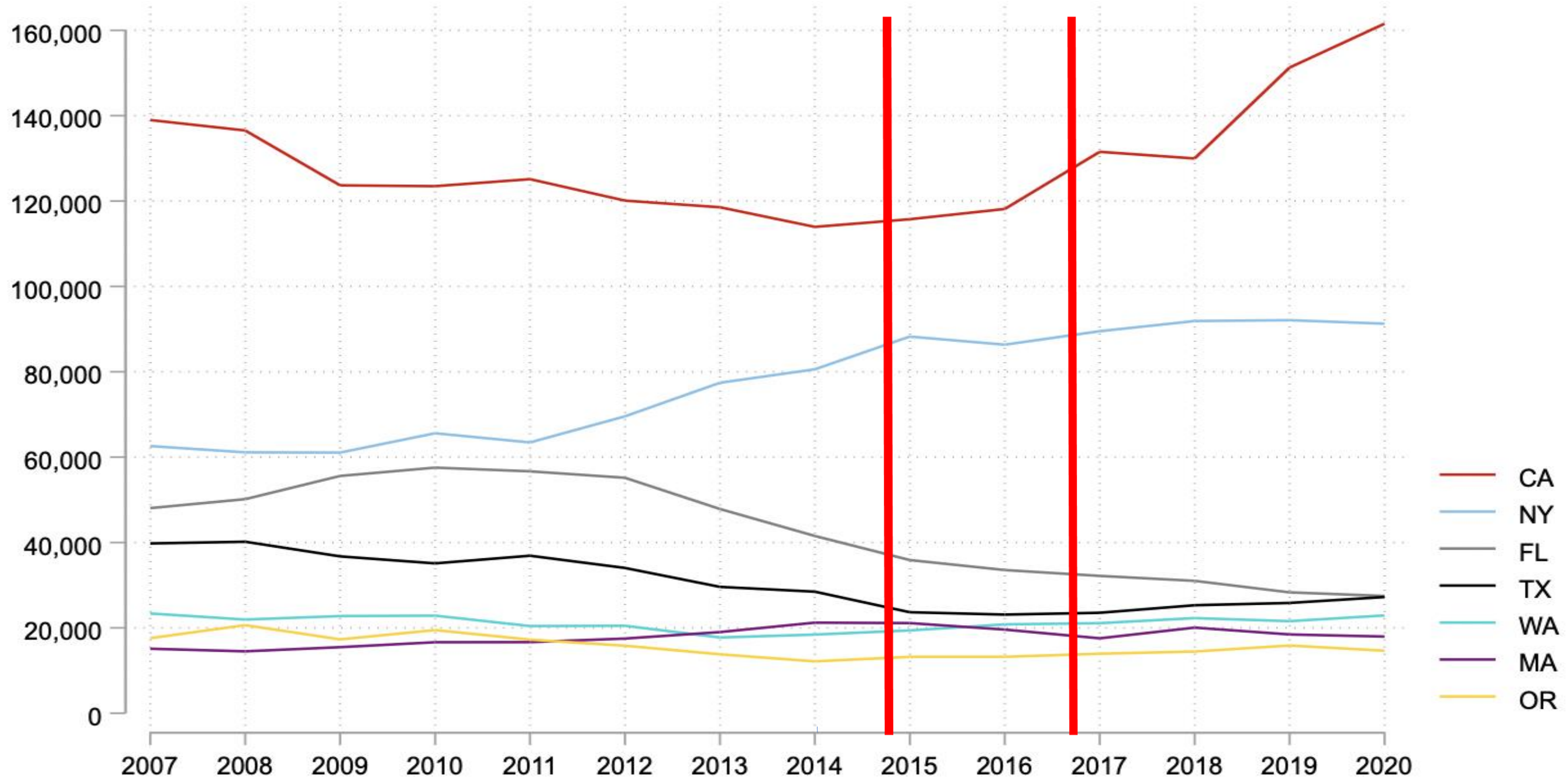
Overview of Constraints

- Loss of “local control”
- California laws decriminalizing crime
- No bail policies
- County jail policies
- Lack of prosecution

Homelessness Growth in California



Prop 47 & Prop 57



Prop 47 & Prop 57

Prop 47 (2014): Safe Neighborhoods and Schools Act

Downgraded crimes:

- Shoplifting
- Grand theft
- Receiving stolen property
- Forgery & fraud
- Personal use & possession of most illegal drugs
- Resulted in 13,500 reduction in prison populations

Prop 57 (2016): The Public Safety and Rehabilitation Act

- Reduced inmate populations by 30,000

Prop 47 & Prop 57 – Homeless Related Calls for Service

2013 – 2,700

2015 (first full year of Prop 47) – 5,000
(85% increase from 2013)

2018 – 9,000 (80% increase from 2015)

Prop 47 & Prop 57

“Almost 40 percent of people in San Diego jails were homeless when arrested last year”

San Diego Union Tribune,
“Number of homeless people among county’s jail population growing,”
Gary Warth, October 17, 2019

Frequently Asked Questions

Why are there so many homeless in El Cajon and none in other areas like Coronado?

- Historically a hub for social services in East County
- High percentage of affordable housing


Affordable Housing

- Some cities have more affordable housing than others.
- Many factors why.
- On average, in SD County, 46.7% of housing is categorized as “low,” “very low,” or “extremely low.”

Affordable Housing

Cities with the least affordable housing:

Del Mar	-50.9%
Solana Beach	-47.8%
Carlsbad	-41.3%
Coronado	-38.0%
Encinitas	-37.2%
Poway	-33.5%
Santee	-26.1%
San Marcos	-3.3%
Chula Vista	-0.9%



% Below
Regional
Average

Affordable Housing

Cities with the most affordable housing:

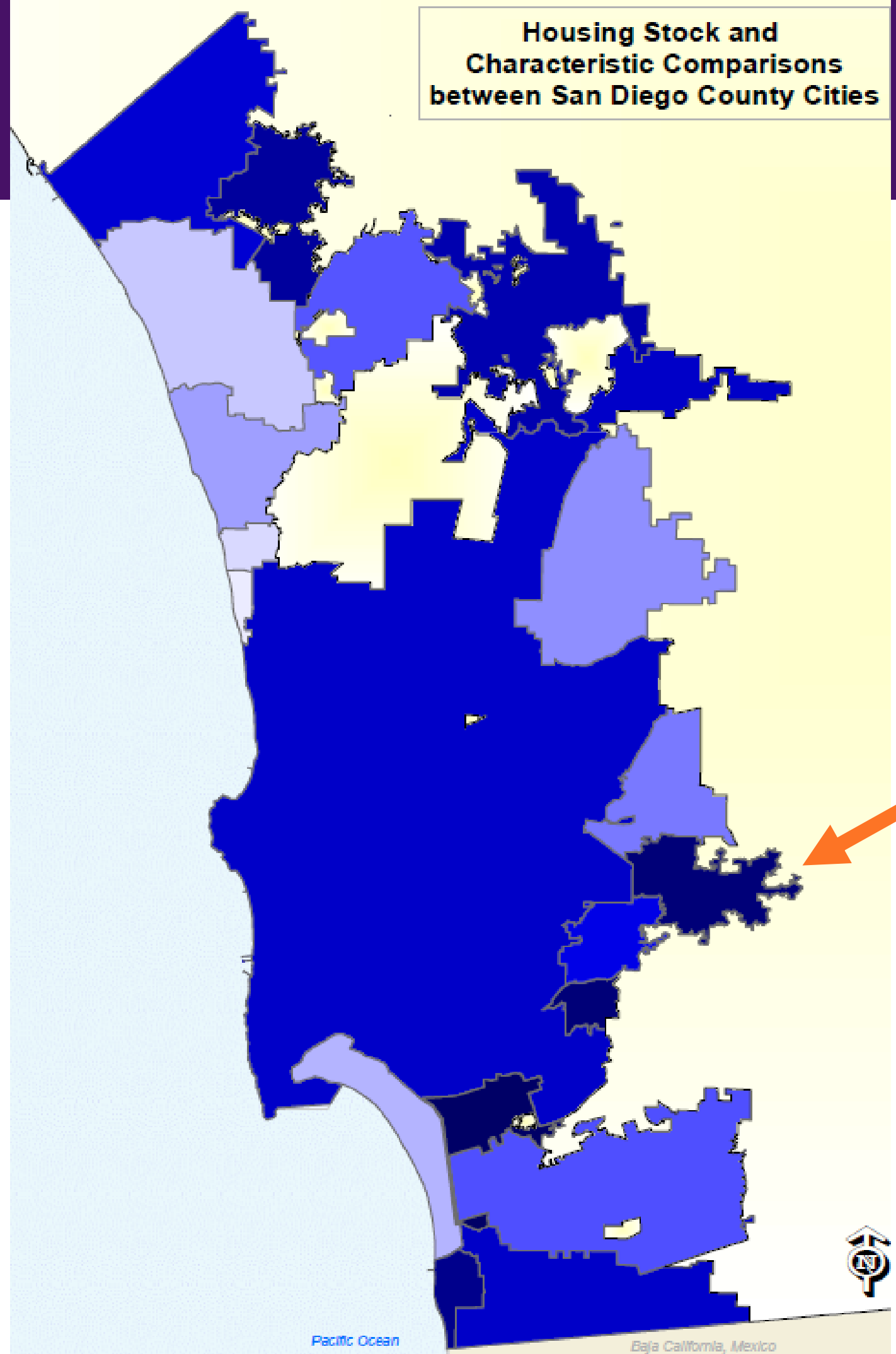
La Mesa	3.7%
Oceanside	5.5%
San Diego	6.5%
Escondido	15.2%
Vista	22.8%
Imperial Beach	28.3%
El Cajon	+30.2%
Lemon Grove	30.4%
National City	46.7%



% Above
Regional
Average

Affordable Housing

Housing Stock and
Characteristic Comparisons
between San Diego County Cities



Pacific Ocean

Baja California, Mexico

Affordable Housing

The reality that nobody likes to talk about

Affordable Housing

The reality that nobody likes to talk about

. . . . correlation between affordable housing and homelessness

Frequently Asked Questions

What are you doing to let homeless individuals know about how to get help?

Outreach Efforts



Frequently Asked Questions

Why isn't homelessness approached as a regional challenge?

Regional Challenge

What is said and what occurs are not the same.

Examples:

El Cajon has about 3% of the County's population, but

- Shoulders almost 16% of the region's challenge
- Has over half of the participating motels in the County's emergency housing program

	% of County's Pop	% of Region's Homeless
San Diego	42%	58%
Unincorporated	17%	2%
Chula Vista	7%	4%
Oceanside	5%	6%
Escondido	5%	4%
Carlsbad	4%	1%
El Cajon	3%	16%
Vista	3%	1%
San Marcos	3%	0%
Encinitas, SB, DM	2%	1%
La Mesa	2%	1%
Santee	2%	2%
National City	2%	2%
Poway	1%	0%
Lemon Grove	1%	0%
Imperial Beach	1%	0%
Coronado	1%	0%

Table Top Discussions

Q1: What would you prioritize and why?

Q2: Mental illness & substance abuse assistance?



Town Hall Responses



2023



What are ideas the City should consider?

- **More shelter options, including safe parking & camping sites, day center (all with wrap around services)**
- **Encourage more housing development**
- **More outreach**
- Ban public camping and sleeping in vehicles
- Focus on substance abuse (detox facility & incentives)
- Focus on mental health
- Better data & transparency
- Work program

Why does the problem grow? (Part 1)

“In the region 10 housed vs 13 new homeless individuals”

- **Limited shelter options**
- **Lack of housing/cost of living**
- **Section 8 waitlist**
- **Not addressing root problem (mental illness & drug addiction)**
- Lack of accountability
- Motels being used in El Cajon

Why does the problem grow? (part 2)

- Too many services provided in El Cajon
- Not enough case managers
- Permissive drug laws
- Early release from prisons
- Lack of financial literacy
- California accommodates the homeless lifestyle
- Failing family structure
- Access to drugs
- Red tape to assist

What to do with those refusing help?

- **Build relationships with individuals / don't give up**
- **Reduce barriers to shelters (especially focus on keeping families together)**
- **Cut off financial support**
- **Address addiction**
- Zero tolerance
- Re-establish State mental hospitals
- More religious-based options

Town Hall #3: Prioritized Programs

- 1) Mental Health/Substance Abuse facility
- 2) Permanent housing
- 3) Day Center
- 4) Safe Parking/Camping location
- 5) Emergency Shelter

Other

- Storage
- More enforcement
- Outreach

Group Discussions

Residents

- 1) In few words, what does success look like/how do we measure success?
- 2) What is the one thing the City should do, do more of, or do less of to meet the City's needs around homelessness?

Ground Rules

- No Stories
- Different Perspectives
- Be Realistic
- Build Consensus

Group Discussions

Service Providers

What is the one thing the City does not offer or needs more of?

- 1) What?
- 2) Funding (source and amount)?
- 3) How can service agencies help City secure funding?

Ground Rules

- No Stories
- Different Perspectives
- Be Realistic
- Build Consensus

QUESTIONS & ANSWERS





Thoughts on a “day center”?

- Every community should have one, not just El Cajon
- Who will pay for it?
- Needs to be full service with wrap around assistance
- Mobile concept should be explored
- Great way for faith-based organizations to be involved
- Challenge will always be where to locate (NIMBY)

How to improve communication?

- Current events to share info
- Expand magazine distribution
- Mobile phone app
- More DATA, including \$
- Info to schools & churches
- Website, social media, other languages
- Success stories
- Promote EC Assist Website
- More workshops
- Community surveys

Town Hall #3: Needed Programs

- More shelter – ECTLC/Father Joes
- Long-term solutions
- Build relationships
- Detox/Rehab facility with wrap around services
- Regional approach – coordinate locations between cities
- Share successes
- Need a physical location to hang out, get mail, etc.
- Public restrooms & showers