



Dec 19, 2016 10:43 AM
 OFFICIAL RECORDS
 Ernest J. Dronenburg, Jr.,
 SAN DIEGO COUNTY RECORDER
 FEES: \$0.00

Recording requested by and Return to:

City of El Cajon
 City Clerk's Office
 200 Civic Center Way
 El Cajon, CA 92020

PAGES: 77

THIS DOCUMENT IS EXEMPT
 FROM RECORDING/FILING FEES PURSUANT
 TO CALIFORNIA GOVERNMENT CODE SECTIONS 6103 AND 27383

**AMENDMENT OF SECTION 201 OF ARTICLE 2
 OF THE CITY OF EL CAJON CHARTER**

The El Cajon City Council placed a ballot measure before the voters in El Cajon, California, at the November 8, 2016, General Municipal Election asking if they approve amending Section 201 of the City of El Cajon Charter to require election of City Council members by geographic districts in which they reside beginning with the general municipal election to be held in 2018. The ballot measure, Measure S, was approved by 18,671 votes in favor and 8,327 votes in opposition.

In accordance with Government Code Section 34460, the attached supporting documents are being submitted for recording with the San Diego County Recorder's Office. An original, certified duplicate set was also submitted to the Secretary of State's Office.

List of Documents Attached

1. Article 2, Form of Government, Section 201 – Certified copy
2. Resolution No. 109-16 with Exhibit "A" – Certified Results of the Canvass of the November 8, 2016 Election, including results for Measure S
3. Certification of Documents for:
 - a. Notice of Public Hearing, including Affidavit of Posting and Publication and Proof of Publication
 - b. Notice of Election, including Affidavit of Posting and Publication and Proof of Publication
 - c. Impartial Analysis
 - d. Notice of Dates to File Arguments, including Affidavit of Posting and Publication, and Proof of Publication
 - e. Argument in Favor of Measure S
 - f. Argument Against Measure S
 - g. Rebuttal to Argument in Favor of Measure S
 - h. Rebuttal to Argument Against Measure S

4. Resolution No. 074-16 – Ordering the Submission to the Qualified Electors of the City of El Cajon a Certain Measure Relating an Amendment to El Cajon Charter Section 201 to Provide for District Elections at the General Election to be Held on Tuesday, November 8, 2016 – Certified copy
5. Resolution No. 075-16 – Setting Priorities for Filing Written Arguments Regarding a City Measure Pertaining to an Amendment to El Cajon Charter Section 201 to Provide for District Elections and Directing the City Attorney to Prepare An Impartial Analysis – Certified copy
6. Resolution No. 076-12 – Providing for the Filing of Rebuttal Arguments for a Ballot Measure, Pertaining An Amendment To El Cajon Charter Section 201 to Provide for District Elections that will be Submitted at the November 8, 2016 General_Municipal Election – Certified copy

List of documents to Record with Charter

Article 2 Form of Government

Section 201. Legislative Body; Composition, Elections and Terms

The legislative body of the City shall consist of a Mayor, who shall be elected directly, and four persons elected ~~at large~~ by districts. This legislative body shall be known as the City Council, and each of its members shall be known as "Council Members."

No person shall be eligible to hold the office of Mayor, or to be elected or appointed to the office of Mayor, unless such person is a resident and registered voter of the City or territory annexed to the City at the time of filing the nomination papers or at the time of appointment to such office. To be eligible to seek election or appointment to the office of Council Member, a person must be a registered voter of the City and resident of the Council district, which that person seeks to represent at the time of filing the nomination papers for such office, or at the time of appointment to such office. The Mayor and Council Members must continue to reside as set out herein during his or her incumbency, and shall be removed from office upon ceasing to be such a resident.

The Mayor shall be elected by the qualified voters of the City directly and the each of the four Council Members shall be elected by district by the qualified voters of one of four (4) districts designated by number within the City at a general municipal election to be held on the first Tuesday after the first Monday of November of every even-numbered year. The term "by districts" shall mean the election of eligible persons, as defined herein, to the office of Council Member by voters of each district alone.

For the purpose of electing Council Members, excepting the Mayor, the City shall be divided into four (4) numbered districts before December 31, 2017. The boundaries of the four districts shall be set by ordinance of the City Council and established initially by reference to the federal decennial census of 2010. Thereafter the boundaries of such districts shall be subject to alteration and change following each federal decennial census commencing with the 2020 census, and following any annexation of territory to the City, which the Council finds results in a significant deviation from an equal number of people in each district. No later than December 31st of the year following the year in which each decennial federal census is taken, the City Council shall adopt an ordinance to divide the City into four Council districts. Any such redistricting shall become effective at the expiration of the term of the Member from the district at the time of redistricting. Prior to establishing or modifying boundaries the City shall conduct a series of public meetings throughout the community, in such locations and at such times determined by the City Council that allows residents the opportunity for reasonable participation in the mapping of districts.

The establishment of initial districts, and any subsequent boundary adjustments during a Council Member's term, shall not result in a disqualification for membership on the Council during such term.


Their terms of the Mayor and Council Members shall be staggered in the manner as existing at the time of the adoption of this Charter. They shall hold office for the period of four years from and after the date of certification of election results by the City Council and until their successors are elected, and qualified.

The members of the City Council shall not be eligible to any other office or employment with the City during the period of their incumbency, and for a period of one year following the termination of their position on the City Council.

AUTHENTICATION
AND
CERTIFICATION

Authenticated and certified to be a true copy by Mayor Bill Wells and City Clerk Belinda A. Hawley.

Date of Municipal Election: November 8, 2016



Bill Wells, Mayor



Belinda A. Hawley, CMC, City Clerk



City Clerk

CERTIFICATION OF DOCUMENT

State of California)
) SS:
City of El Cajon)

I, Belinda A. Hawley, City Clerk, being the duly authorized Custodian of Records for the City of El Cajon and having authority to certify the records, do hereby certify and authenticate that this document, Article II, Section 201 (Pages 1 – 2), is a true and exact copy of the official records on file in the City of El Cajon and is the exact Charter amendment voted on by the voters of El Cajon at the November 8, 2016, Municipal Election.

I certify under PENALTY OF PERJURY under the laws of the State of California that the foregoing paragraph is true and correct. Executed on December 15, 2016, at El Cajon, California.

Belinda A. Hawley, CMC, City Clerk

RESOLUTION NO. 109-16

RESOLUTION OF THE CITY COUNCIL OF THE
CITY OF EL CAJON, CALIFORNIA, RECITING THE FACT OF
THE GENERAL MUNICIPAL ELECTION HELD IN SAID CITY ON
NOVEMBER 8, 2016 TO CONSIDER AN AMENDMENT OF SECTION
201 OF THE EI CAJON CITY CHARTER; DECLARING THE RESULT
THEREOF, AND SUCH OTHER MATTERS AS PROVIDED BY LAW

WHEREAS, a regular general municipal election was held and conducted in the City of El Cajon, California, on Tuesday, November 8, 2016, as required by law; and

WHEREAS, notice of said election was duly and regularly given in the time, form and manner provided by law; that voting precincts were properly established; that election officers were appointed, and that in all respects said election was held and conducted, and the votes were cast, received and canvassed, and the returns made and declared in the time, form and manner as required by the provisions of the Elections Code of the State of California relating to general law cities; and

WHEREAS, pursuant to Resolution No. 074-16, adopted on the 9th day of August, 2016, the County Registrar of Voters canvassed the returns of said election, and has certified the results to the City Clerk of the City of El Cajon, said results are received, attached hereto and made a part hereof as Exhibit "A."

NOW, THEREFORE, BE IT RESOLVED THAT THE CITY COUNCIL HEREBY DECLARES THE RESULTS OF SAID ELECTION AS FOLLOWS:

SECTION 1: That there were 62 voting precincts established for the purpose of holding said election consisting of consolidations of the election precincts in said City as established for the holding of state and county elections.

SECTION 2: The total number of votes cast in the precincts, except absentee voter ballots, and provisional ballots, was 9,802. The total number of absentee voter ballots cast in the City was 17,196. The total number of votes cast in the City in the Municipal Election, including votes cast in the precincts and absentee voter ballots was 26,998.

SECTION 3: That the Municipal Election was held for the purpose of electing three (3) members of the City Council for terms expiring in December 2020 and submitting to the voters of said City the following measure (Measure S):

MEASURE S: Do you approve amending Section 201 of the City of El Cajon Charter to require election of City Council members by geographic districts in which they reside beginning with the general municipal election to be held in 2018?

That the total number of votes received for Measure S are as follows:

Measure S – City of El Cajon Charter City Measure	Yes	18,671
	No	8,327

SECTION 4: That the number of votes given at each precinct and the number of votes given in the City for and against said measure, are attached as Exhibit "A."

SECTION 5: That the complete text of the amended Section 201 of the El Cajon City Charter is hereby set forth in Exhibit "B."

SECTION 6: The City Council does declare and determine that:

That as a result of said election, a more than one-half majority of the voters voting on the measure relating to MEASURE S did vote in favor of it, and that the measure was carried, and shall be deemed adopted and is hereby ratified by the City Council.

SECTION 7: The City Clerk shall enter on the records of the City Council of said City a statement to the result of said election showing:

- (a) The whole number of votes cast in the City;
- (b) The measure voted upon;
- (c) The number of votes given at each precinct for and against the measure; and
- (d) The total number of votes for and against the measure.

SECTION 8: The City Clerk shall certify to the passage and adoption of this Resolution; shall enter the same in the book of original Resolutions of said City; and shall make a minute of passage and adoption thereof in the records of the proceedings of the City Council of the City of El Cajon.

PASSED AND ADOPTED by the City Council of the City of El Cajon, California at a Regular Joint City Council/Housing Authority/Successor Agency to the El Cajon Redevelopment Agency Meeting held this 13th day of December 2016, by the following vote to wit:


AYES	:	Ambrose, Bales, Kendrick, McClellan, Wells
NOES	:	None
ABSENT	:	None
DISQUALIFY	:	None

BILL WELLS
Mayor of the City of El Cajon

ATTEST:

BELINDA A. HAWLEY, CMC
City Clerk

I hereby certify that the above and foregoing is a full and true copy of Resolution No. 109-16 of the Resolutions of the City of El Cajon, California, as adopted by the City Council at the Regular Joint Meeting of the City Council/Housing Authority/Successor Agency to the Redevelopment Agency on the 13th day of December 2016.


Belinda A. Hawley, CMC, City Clerk
12/13/16

Election - Certifying Results Measure S (Amend Charter for Districting) 120816

CERTIFICATION OF
COUNTY CLERK/REGISTRAR OF VOTERS
OF THE RESULTS OF THE CANVASS
OF THE NOVEMBER 8, 2016, GENERAL ELECTION

STATE OF CALIFORNIA


COUNTY OF San Diego


} ss.

I, Michael Vu, County Clerk/Registrar of Voters of said county, do hereby certify that, in pursuance to the provisions of Elections Code Section 15300, et seq., I did canvass the results of the votes cast in the General Election held in said County on November 8, 2016, for measures and contests that were submitted to the vote of the voters, and that the Statement of Votes Cast to which this certificate is attached, is full, true and correct.

I hereby set my hand and official seal this 8th day of December 2016

at the County of San Diego





Registrar of Voters

County of San Diego
State of California

Certification of Elections Official (11/2016)

EXHIBIT "A"

COUNTY OF SAN DIEGO
PRESIDENTIAL GENERAL ELECTION
 Tuesday, November 8, 2016
 Official Results - (San Diego County Portion Only)

Date:12/08/16
 Time:07:52:29
 Page:1 of 21

Registered Voters 1652875

Num. Report Precinct 2175 - Num. Reporting 2175 100.00%

PRESIDENT/VICE PRESIDENT			
		Total	
Number of Precincts		2175	
Precincts Reporting		2175	100.0 %
Vote For		1	
Times Counted	1346513/1652875		81.5 %
Total Votes		1311618	
CLINTON/KAINE	DEM	735476	56.07%
TRUMP/PENCE	RAI	477766	36.43%
JOHNSON/WELD	LIB	51663	3.94%
STEIN/BARAKA	GRN	22820	1.74%
LA RIVA/BANKS	PF	3353	0.26%

US REPRESENTATIVE - 52nd Dist.			
		Total	
Number of Precincts		447	
Precincts Reporting		447	100.0 %
Vote For		1	
Times Counted	345893/410842		84.2 %
Total Votes		320656	
SCOTT PETERS		181253	56.53%
DENISE GITSHAM		139403	43.47%

UNITED STATES SENATOR			
		Total	
Number of Precincts		2175	
Precincts Reporting		2175	100.0 %
Vote For		1	
Times Counted	1346513/1652875		81.5 %
Total Votes		1071906	
KAMALA D. HARRIS		625843	58.39%
LORETTA L. SANCHEZ		446063	41.61%

US REPRESENTATIVE - 53rd Dist.			
		Total	
Number of Precincts		496	
Precincts Reporting		496	100.0 %
Vote For		1	
Times Counted	322603/400120		80.6 %
Total Votes		296956	
SUSAN A. DAVIS		198988	67.01%
JAMES VELTMEYER		97968	32.99%

US REPRESENTATIVE - 49th Dist. (San Diego Co. Portion Only)			
		Total	
Number of Precincts		409	
Precincts Reporting		409	100.0 %
Vote For		1	
Times Counted	245051/288312		85.0 %
Total Votes		231382	
DOUG APPLGATE		123167	53.23%
DARRELL ISSA		108215	46.77%

STATE SENATE - 39th District.			
		Total	
Number of Precincts		608	
Precincts Reporting		608	100.0 %
Vote For		1	
Times Counted	458745/549954		83.4 %
Total Votes		413739	
TONI ATKINS		258686	62.52%
JOHN RENISON		155053	37.48%

US REPRESENTATIVE - 50th Dist. (San Diego Co. Portion Only)			
		Total	
Number of Precincts		564	
Precincts Reporting		564	100.0 %
Vote For		1	
Times Counted	270466/327105		82.7 %
Total Votes		252387	
DUNCAN HUNTER		159933	63.37%
PATRICK MALLOY		92454	36.63%

STATE ASSEMBLY - 71st District (San Diego Co. Portion Only)			
		Total	
Number of Precincts		391	
Precincts Reporting		391	100.0 %
Vote For		1	
Times Counted	183657/225167		81.6 %
Total Votes		151260	
RANDY VOEPEL		101280	66.96%
LEO HAMEL		49980	33.04%

US REPRESENTATIVE - 51st Dist. (San Diego Co. Portion Only)			
		Total	
Number of Precincts		259	
Precincts Reporting		259	100.0 %
Vote For		1	
Times Counted	162500/226496		71.7 %
Total Votes		152540	
JUAN VARGAS		112606	73.82%
JUAN M. HIDALGO JR.		39934	26.18%

STATE ASSEMBLY - 75th District (San Diego Co. Portion Only)			
		Total	
Number of Precincts		329	
Precincts Reporting		329	100.0 %
Vote For		1	
Times Counted	145833/176200		82.8 %
Total Votes		131673	
MARIE WALDRON		81302	61.75%
ANDREW MASIEL SR.		50371	38.25%

COUNTY OF SAN DIEGO
PRESIDENTIAL GENERAL ELECTION
 Tuesday, November 8, 2016
Official Results - (San Diego County Portion Only)

Date: 12/08/16
 Time: 07:52:29
 Page: 2 of 21

Registered Voters 1652875

Num. Report Precinct 2175 - Num. Reporting 2175 100.00%

STATE ASSEMBLY - 76th District		
	Total	
Number of Precincts	304	
Precincts Reporting	304	100.0 %
Vote For	1	
Times Counted	206422/244450	84.4 %
Total Votes	160854	
ROCKY CHAVEZ	95477	59.36%
THOMAS E. KROUSE	65377	40.64%

COUNTY BOARD OF EDUCATION		
5TH DISTRICT		
	Total	
Number of Precincts	482	
Precincts Reporting	482	100.0 %
Vote For	1	
Times Counted	298576/348807	85.6 %
Total Votes	226346	
RICK SHEA	113536	50.16%
MARK WYLAND	112810	49.84%

STATE ASSEMBLY - 77th District		
	Total	
Number of Precincts	332	
Precincts Reporting	332	100.0 %
Vote For	1	
Times Counted	233316/274675	84.9 %
Total Votes	209484	
BRIAN MAIENSCHIN	121140	57.83%
MELINDA K. VASQUEZ	88344	42.17%

GROSSMONT-CUYAMACA		
COLLEGE TA - No. 4		
	Total	
Number of Precincts	106	
Precincts Reporting	106	100.0 %
Vote For	1	
Times Counted	47548/56428	84.3 %
Total Votes	36691	
ELENA ADAMS	18383	50.10%
TIMOTHY L. CARUTHERS	18259	49.76%

STATE ASSEMBLY - 78th District		
	Total	
Number of Precincts	294	
Precincts Reporting	294	100.0 %
Vote For	1	
Times Counted	233777/279243	83.7 %
Total Votes	210984	
TODD GLORIA	145850	69.13%
KEVIN D. MELTON	65134	30.87%

PALOMAR COM COLLEGE		
	Total	
Number of Precincts	638	
Precincts Reporting	638	100.0 %
Vote For	3	
Times Counted	329280/393282	83.7 %
Total Votes	547553	
NANCY ANN HENSCH	118781	21.69%
NINA DEERFIELD	116307	21.24%
JOHN J. HALCON	109399	19.98%
ROSE MARIE DISHMAN	83349	15.22%
TIM FILLINGER	82683	15.10%
KEITH MIKAS	36683	6.70%

STATE ASSEMBLY - 79th District		
	Total	
Number of Precincts	296	
Precincts Reporting	296	100.0 %
Vote For	1	
Times Counted	193065/248272	77.8 %
Total Votes	174907	
SHIRLEY N. WEBER	114080	65.22%
JOHN MOORE	60827	34.78%

SAN DIEGO COM COLLEGE		
District D		
	Total	
Number of Precincts	576	
Precincts Reporting	576	100.0 %
Vote For	1	
Times Counted	443365/553104	80.2 %
Total Votes	318030	
MARY GRAHAM	204445	64.28%
ALYCE PIPKIN-ALLEN	112461	35.36%

STATE ASSEMBLY - 80th District		
	Total	
Number of Precincts	229	
Precincts Reporting	229	100.0 %
Vote For	1	
Times Counted	150443/204868	73.4 %
Total Votes	139572	
LORENA GONZALEZ	108655	77.85%
LINCOLN PICKARD	30917	22.15%

COUNTY OF SAN DIEGO
PRESIDENTIAL GENERAL ELECTION
Tuesday, November 8, 2016
Official Results - (San Diego County Portion Only)

Date:12/08/16
 Time:07:52:29
 Page:3 of 21

Registered Voters 1652875

Num. Report Precinct 2175 - Num. Reporting 2175 100.00%

SOUTHWESTERN COM COLLEGE		
Seat No. 3	Total	
Number of Precincts	287	
Precincts Reporting	287	100.0 %
Vote For	1	
Times Counted	180639/233885	77.2 %
Total Votes	154779	
ROBERTO C. ALCANTAR	60856	39.32%
WILLIAM MCCLEROY	39015	25.21%
CASEY TANAKA	29202	18.87%
LEI-CHALA WILSON	15708	10.15%
LANDER IRIARTE	9734	6.29%

OCEANSIDE UNIFIED SCHOOL		
Number of Precincts	Total	
59	59	
Precincts Reporting	59	100.0 %
Vote For	2	
Times Counted	47937/59403	80.7 %
Total Votes	63057	
ELEANOR J. EVANS	15281	24.23%
MIKE BLESSING	14701	23.31%
ADRIANNE HAKES	13287	21.07%
BLAIR DANIELS	10511	16.67%
BESSIE J. BRONSON	9221	14.62%

BORREGO SPRINGS UNIFIED SCHOOL		
Number of Precincts	Total	
3	3	
Precincts Reporting	3	100.0 %
Vote For	3	
Times Counted	1390/1597	87.0 %
Total Votes	2422	
STEVE RIEHLE	646	26.67%
VIRGINIA JOHNSON	623	25.72%
ARIE R KORPORAAL	590	24.36%
VALEEN SZABO	562	23.20%

POWAY UNIFIED SCHOOL		
Number of Precincts	Total	
127	127	
Precincts Reporting	127	100.0 %
Vote For	2	
Times Counted	97702/114039	85.7 %
Total Votes	128562	
DARSHANA PATEL	26713	20.78%
KIMBERLEY BEATTY	24681	19.20%
DEBRA COOPER	21436	16.67%
CAROL WARE	13694	10.65%
JIMMY KARAM	12504	9.73%
JOHN "CHAS" MORIARTY	7747	6.03%
TERRY NORWOOD	7289	5.67%
NICK ANASTASOPOULOS	7235	5.63%
STANLEY RODKIN	7213	5.61%

CORONADO UNIFIED SCHOOL (Full Term)		
Number of Precincts	Total	
11	11	
Precincts Reporting	11	100.0 %
Vote For	2	
Times Counted	9210/10572	87.1 %
Total Votes	11207	
MARIA V. SIMON	4279	38.18%
JULIE RUSSELL	3718	33.18%
HELEN ANDERSON-CRUZ	3189	28.46%

RAMONA UNIFIED SCHOOL		
Number of Precincts	Total	
30	30	
Precincts Reporting	30	100.0 %
Vote For	2	
Times Counted	17641/20798	84.8 %
Total Votes	23718	
DARYN DRUM	9020	38.03%
DAWN PERFECT	7913	33.36%
JOHN RAJCIC	6756	28.48%

CORONADO UNIFIED SCHOOL (Short Term)		
Number of Precincts	Total	
11	11	
Precincts Reporting	11	100.0 %
Vote For	1	
Times Counted	9210/10572	87.1 %
Total Votes	6834	
ESTHER R. VALDES	4556	66.67%
MOLLY LOUISE ZOHN	2266	33.16%

SAN DIEGO UNIFIED SCHOOL District A		
Number of Precincts	Total	
576	576	
Precincts Reporting	576	100.0 %
Vote For	1	
Times Counted	443087/552750	80.2 %
Total Votes	318232	
JOHN LEE EVANS	216948	68.17%
STEPHEN GROCE	100577	31.60%

COUNTY OF SAN DIEGO
PRESIDENTIAL GENERAL ELECTION
 Tuesday, November 8, 2016
Official Results - (San Diego County Portion Only)

Date:12/08/16
 Time:07:52:29
 Page:4 of 21

Registered Voters 1652875

Num. Report Precinct 2175 - Num. Reporting 2175 100.00%

SAN DIEGO UNIFIED SCHOOL		
District D	Total	
Number of Precincts	576	
Precincts Reporting	576	100.0 %
Vote For	1	
Times Counted	443087/552750	80.2 %
Total Votes	284853	
RICHARD A. BARRERA	282195	99.07%

VISTA UNIFIED SCHOOL		
TA - No. 4	Total	
Number of Precincts	11	
Precincts Reporting	11	100.0 %
Vote For	1	
Times Counted	8243/10674	77.2 %
Total Votes	6637	
CIPRIANO VARGAS	3679	55.43%
HEATHER EMAUS	1641	24.73%
ANGELA D. CHUNKA	1308	19.71%

SAN DIEGO UNIFIED SCHOOL		
District E	Total	
Number of Precincts	576	
Precincts Reporting	576	100.0 %
Vote For	1	
Times Counted	443087/552750	80.2 %
Total Votes	315503	
S. WHITEHURST-PAYNE	172347	54.63%
LASHAE COLLINS	142293	45.10%

VISTA UNIFIED SCHOOL		
TA - No. 5	Total	
Number of Precincts	26	
Precincts Reporting	26	100.0 %
Vote For	1	
Times Counted	15932/18463	86.3 %
Total Votes	11480	
RICHARD ALDERSON	6184	53.87%
ROLAND BUD BALMER	5275	45.95%

SAN MARCOS UNIFIED SCHOOL		
Number of Precincts	Total	
Precincts Reporting	108	100.0 %
Vote For	3	
Times Counted	51405/60785	84.6 %
Total Votes	85864	
RANDY WALTON	17999	20.96%
JANET MCCLEAN	17116	19.93%
VICTOR GRAHAM	13445	15.66%
LUCIA E. ACOSTA	13388	15.59%
LETICIA ROBLES	13078	15.23%
MICHAEL BROCK	10789	12.57%

ESCONDIDO UNION HIGH SCH.		
TA - No. 4	Total	
Number of Precincts	38	
Precincts Reporting	38	100.0 %
Vote For	1	
Times Counted	13223/16530	80.0 %
Total Votes	10101	
DANE M. WHITE	5477	54.22%
CESAR SERRANO	4608	45.62%

VALLEY CENTER PAUMA UNIFIED SCHOOL		
Number of Precincts	Total	
Precincts Reporting	38	100.0 %
Vote For	2	
Times Counted	12176/14397	84.6 %
Total Votes	15033	
BART R SCHWARZ	5251	34.93%
MARY POLITO	5237	34.84%
MIKE ADAMS	4544	30.23%

FALLBROOK UNION HIGH SCHOOL		
Number of Precincts	Total	
Precincts Reporting	38	100.0 %
Vote For	2	
Times Counted	18696/22518	83.0 %
Total Votes	21637	
SHARON L. KOEHLER	8380	38.73%
LEE J. DE MEO	6819	31.52%
ANTONIO R. ROBLES	6420	29.67%

VISTA UNIFIED SCHOOL		
TA - No. 1	Total	
Number of Precincts	29	
Precincts Reporting	29	100.0 %
Vote For	1	
Times Counted	13107/15887	82.5 %
Total Votes	9825	
ROSEMARY SMITHFIELD	6156	62.66%
ELIZABETH JAKA	3641	37.06%

JULIAN UNION HIGH SCHOOL		
Number of Precincts	Total	
Precincts Reporting	14	100.0 %
Vote For	2	
Times Counted	2398/2736	87.6 %
Total Votes	2938	
JENNIFER REED	1029	35.02%
ART COLE	962	32.74%
LINDA STRINGFELLOW	944	32.13%

COUNTY OF SAN DIEGO
PRESIDENTIAL GENERAL ELECTION
 Tuesday, November 8, 2016
Official Results - (San Diego County Portion Only)

Date:12/08/16
 Time:07:52:29
 Page:5 of 21

Registered Voters 1652875

Num. Report Precinct 2175 - Num. Reporting 2175 100.00%

SAN DIEGUITO UNION HIGH SCHOOL			
	Total		
Number of Precincts	172		
Precincts Reporting	172	100.0 %	
Vote For	2		
Times Counted	97897/110840	88.3 %	
Total Votes	125366		
BETH HERGESHEIMER	40339	32.18%	
JOYCE DALESSANDRO	39116	31.20%	
LUCILE HOOTON LYNCH	18950	15.12%	
RANDY BERHOLTZ	17653	14.08%	
BOB NASCENZI	9236	7.37%	

ALPINE UNION SCHOOL			
	Total		
Number of Precincts	17		
Precincts Reporting	17	100.0 %	
Vote For	2		
Times Counted	9874/11565	85.4 %	
Total Votes	13299		
JOSEPH P. PERRICONE	3904	29.36%	
TRAVIS LYON	3156	23.73%	
LOUIS RUSSO	3132	23.55%	
CAROLINA GOULD	1937	14.57%	
JAMES LUNDQUIST	1162	8.74%	

SWEETWATER UNION HIGH TA - No. 2			
	Total		
Number of Precincts	79		
Precincts Reporting	79	100.0 %	
Vote For	1		
Times Counted	42152/52255	80.7 %	
Total Votes	34329		
KEVIN J PIKE	17005	49.54%	
ANDREW VALENCIA	8803	25.64%	
HECTOR ROMERO	8444	24.60%	

BONSALL UNIFIED SCHOOL			
	Total		
Number of Precincts	40		
Precincts Reporting	40	100.0 %	
Vote For	2		
Times Counted	8887/10384	85.6 %	
Total Votes	9806		
ERIN MARIE ENGLISH	3398	34.65%	
RICHARD OLSON	3274	33.39%	
RICHARD "BUCK" SMITH	2949	30.07%	

GROSSMONT UNION HIGH SCH. TA - No. 1			
	Total		
Number of Precincts	72		
Precincts Reporting	72	100.0 %	
Vote For	1		
Times Counted	35458/46471	76.3 %	
Total Votes	28606		
CHRIS FITE	9240	32.30%	
STEVE BABBITT	7176	25.09%	
RICHARD A. PRECIADO	6563	22.94%	
ROLLAND E SLADE	5559	19.43%	

CAJON VALLEY UNION SCHOOL			
	Total		
Number of Precincts	124		
Precincts Reporting	124	100.0 %	
Vote For	2		
Times Counted	60271/76135	79.2 %	
Total Votes	75471		
KAREN CLARK-MEJIA	23298	30.87%	
JIM MILLER	21427	28.39%	
MICHAEL L. GEORGE	15870	21.03%	
RAMONA IRWIN	8362	11.08%	
DEVORAH ANN FOX	6453	8.55%	

GROSSMONT UNION HIGH SCH. TA - No. 2			
	Total		
Number of Precincts	81		
Precincts Reporting	81	100.0 %	
Vote For	1		
Times Counted	45530/54647	83.3 %	
Total Votes	34430		
ELVA SALINAS	11952	34.71%	
JIM STIERINGER	9587	27.84%	
KEVIN G CONOVER	9281	26.96%	
ODAY YOUSIF JR.	3567	10.36%	

CHULA VISTA ELEMENTARY Seat No. 2			
	Total		
Number of Precincts	195		
Precincts Reporting	195	100.0 %	
Vote For	1		
Times Counted	117878/149583	78.8 %	
Total Votes	99288		
ARMANDO FARIAS	33611	33.85%	
MICHAEL D. JACKSON	31233	31.46%	
ROSA MARIA ROBLES	16039	16.15%	
WILLARD "DOC" HOWARD	13310	13.41%	
HANS D'OLEIRE	4918	4.95%	

COUNTY OF SAN DIEGO
PRESIDENTIAL GENERAL ELECTION
 Tuesday, November 8, 2016
Official Results - (San Diego County Portion Only)

Date:12/08/16
 Time:07:52:29
 Page:6 of 21

Registered Voters 1652875

Num. Report Precinct 2175 - Num. Reporting 2175 100.00%

CHULA VISTA ELEMENTARY		Scat No. 4	
	Total		
Number of Precincts	195		
Precincts Reporting	195	100.0 %	
Vote For	1		
Times Counted	117878/149583	78.8 %	
Total Votes	96906		
Laurie K. Humphrey	56375	58.17%	
Glendora M. Tremper	40239	41.52%	

JAMUL-DULZURA UNION		SCHOOL	
	Total		
Number of Precincts	14		
Precincts Reporting	14	100.0 %	
Vote For	2		
Times Counted	4826/5672	85.1 %	
Total Votes	5449		
Sam Manis	2075	38.08%	
Josh Butner	2025	37.16%	
Shea Quinci	1337	24.54%	

DEL MAR UNION		SCHOOL	
	Total		
Number of Precincts	30		
Precincts Reporting	30	100.0 %	
Vote For	2		
Times Counted	22540/25912	87.0 %	
Total Votes	23870		
Erica Halpern	10624	44.51%	
Stephen Cochrane	6707	28.10%	
Darren Gretler	6513	27.29%	

LA MESA-SPRING VALLEY		SCHOOL	
	Total		
Number of Precincts	103		
Precincts Reporting	103	100.0 %	
Vote For	2		
Times Counted	59454/73479	80.9 %	
Total Votes	67977		
Emma Turner	19771	29.08%	
Jim Long	17405	25.60%	
Jerry Lecko	16281	23.95%	
Jay Steiger	14429	21.23%	

ENCINITAS UNION		SCHOOL	
	Total		
Number of Precincts	69		
Precincts Reporting	69	100.0 %	
Vote For	2		
Times Counted	43014/48330	89.0 %	
Total Votes	53900		
Rimga Viskanta	14104	26.17%	
Leslie Schneider	13818	25.64%	
Patricia S. Sinay	13281	24.64%	
Anne-K Pingree	12667	23.50%	

LAKESIDE UNION		SCHOOL	
	Total		
Number of Precincts	32		
Precincts Reporting	32	100.0 %	
Vote For	2		
Times Counted	19107/23310	82.0 %	
Total Votes	25335		
Rhonda Taylor	8125	32.07%	
John V. Butz	4814	19.00%	
Brian Stearns	4760	18.79%	
Twila C. Godley	4450	17.56%	
Keith Hildreth	3163	12.48%	

ESCONDIDO UNION SCHOOL		TA - No. 1	
	Total		
Number of Precincts	11		
Precincts Reporting	11	100.0 %	
Vote For	1		
Times Counted	5451/7861	69.3 %	
Total Votes	4457		
Doug Paulson	3150	70.68%	
Giovanny Miranda	1297	29.10%	

NATIONAL		SCHOOL	
	Total		
Number of Precincts	29		
Precincts Reporting	29	100.0 %	
Vote For	2		
Times Counted	15620/21911	71.3 %	
Total Votes	17890		
Barbara Avalos	9832	54.96%	
Brian Clapper	5030	28.12%	
Sheryll Celladora	2993	16.73%	

ESCONDIDO UNION SCHOOL		TA - No. 3	
	Total		
Number of Precincts	26		
Precincts Reporting	26	100.0 %	
Vote For	1		
Times Counted	13655/16685	81.8 %	
Total Votes	9902		
Joe Muga	6475	65.39%	
Mirek K Gorny	3401	34.35%	

COUNTY OF SAN DIEGO
PRESIDENTIAL GENERAL ELECTION
 Tuesday, November 8, 2016
Official Results - (San Diego County Portion Only)

Date:12/08/16
 Time:07:52:29
 Page:7 of 21

Registered Voters 1652875

Num. Report Precinct 2175 - Num. Reporting 2175 100.00%

RANCHO SANTA FE SCHOOL			
	Total		
Number of Precincts	16		
Precincts Reporting	16	100.0 %	
Vote For	3		
Times Counted	3817/4292	88.9 %	
Total Votes	6375		
TYLER SELTZER	1481	23.23%	
SARAH A. NEAL	1250	19.61%	
SCOTT D. KAHN	1033	16.20%	
ELISE L. DUFRESNE	814	12.77%	
JEE MANGHANI	768	12.05%	
KYLE JONES	652	10.23%	
CHRISTOPHER S. BLATT	375	5.88%	

SPENCER VALLEY SCHOOL (Short Term)			
	Total		
Number of Precincts	3		
Precincts Reporting	3	100.0 %	
Vote For	1		
Times Counted	283/318	89.0 %	
Total Votes	161		
CAROL M. FRAUSTO	108	67.08%	
CRISTI LEWIS	53	32.92%	

SAN PASQUAL UNION SCHOOL			
	Total		
Number of Precincts	17		
Precincts Reporting	17	100.0 %	
Vote For	2		
Times Counted	1720/2024	85.0 %	
Total Votes	1930		
ANGIE BAKER	726	37.62%	
TIMOTHY SPIVEY	634	32.85%	
CHERIE GRAVES	568	29.43%	

VALLECITOS SCHOOL			
	Total		
Number of Precincts	5		
Precincts Reporting	5	100.0 %	
Vote For	2		
Times Counted	917/1112	82.5 %	
Total Votes	969		
MICHELLE LALONDE	369	38.08%	
RAE LYNN HEILBRONN	325	33.54%	
PAUL T. GEORGANTAS	273	28.17%	

SAN YSIDRO SCHOOL (Short Term)			
	Total		
Number of Precincts	21		
Precincts Reporting	21	100.0 %	
Vote For	1		
Times Counted	11284/15719	71.8 %	
Total Votes	10167		
IRENE LOPEZ	7204	70.86%	
STEVEN KINNEY	2949	29.01%	

BOARD OF SUPERVISORS DISTRICT NO. 3			
	Total		
Number of Precincts	423		
Precincts Reporting	423	100.0 %	
Vote For	1		
Times Counted	286810/339869	84.4 %	
Total Votes	229538		
KRISTIN GASPAR	115295	50.23%	
DAVE ROBERTS	114023	49.67%	

SOUTH BAY UNION SCHOOL			
	Total		
Number of Precincts	32		
Precincts Reporting	32	100.0 %	
Vote For	2		
Times Counted	26670/36132	73.8 %	
Total Votes	30249		
CHERYL QUINONES	11085	36.65%	
B. ELLIOTT-SANDERS	9531	31.51%	
TOM SCHAAF	5985	19.79%	
KEVIN A DROLET	3607	11.92%	

CITY OF CARLSBAD CITY COUNCIL			
	Total		
Number of Precincts	87		
Precincts Reporting	87	100.0 %	
Vote For	2		
Times Counted	61603/70152	87.8 %	
Total Votes	91142		
KEITH BLACKBURN	21671	23.78%	
CORI SCHUMACHER	18624	20.43%	
LORRAINE M. WOOD	17924	19.67%	
ANN TANNER	15287	16.77%	
BILL FOWLER	7982	8.76%	
MELANIE BURKHOLDER	5252	5.76%	
BRANDON ROWLEY	4357	4.78%	

COUNTY OF SAN DIEGO
PRESIDENTIAL GENERAL ELECTION
 Tuesday, November 8, 2016
Official Results - (San Diego County Portion Only)

Date:12/08/16
 Time:07:52:29
 Page:8 of 21

Registered Voters 1652875

Num. Report Precinct 2175 - Num. Reporting 2175 100.00%

CITY OF CHULA VISTA		
CITY COUNCIL - Dist. No. 3	Total	
Number of Precincts	39	
Precincts Reporting	39	100.0 %
Vote For	1	
Times Counted	25789/32604	79.1 %
Total Votes	22773	
STEVE PADILLA	12720	55.86%
JASON PAGUIO	10016	43.98%

CITY OF DEL MAR		
CITY COUNCIL	Total	
Number of Precincts	6	
Precincts Reporting	6	100.0 %
Vote For	3	
Times Counted	2811/3124	90.0 %
Total Votes	6493	
DAVE DRUKER	1368	21.07%
ELLIE HAVILAND	1246	19.19%
SHERRYL PARKS	1201	18.50%
T. PATRICK STUBBS	1075	16.56%
JIM BENEDICT	869	13.38%
AL CORTI	723	11.14%

CITY OF CHULA VISTA		
CITY COUNCIL - Dist. No. 4	Total	
Number of Precincts	30	
Precincts Reporting	30	100.0 %
Vote For	1	
Times Counted	21554/29077	74.1 %
Total Votes	19588	
MIKE DIAZ	10205	52.10%
RUDY RAMIREZ	9358	47.77%

CITY OF EL CAJON		
CITY COUNCIL	Total	
Number of Precincts	62	
Precincts Reporting	62	100.0 %
Vote For	3	
Times Counted	31770/41566	76.4 %
Total Votes	62659	
W.E. "BOB" MCCLELLAN	8687	13.86%
BEN KALASHO	8015	12.79%
STEVE GOBLE	7905	12.62%
STAR BALES	6744	10.76%
STEPHANIE L. HARPER	6452	10.30%
VICKIE BUTCHER	5752	9.18%
PAUL CIRCO	5649	9.02%
HUMBERT CABRERA	5323	8.50%
JOSEPH R. FOUNTAIN	4438	7.08%
GEORGE V. GLOVER	3659	5.84%

CITY OF CORONADO		
MAYOR	Total	
Number of Precincts	12	
Precincts Reporting	12	100.0 %
Vote For	1	
Times Counted	9210/10572	87.1 %
Total Votes	8541	
RICHARD BAILEY	4772	55.87%
CARRIE DOWNEY	3760	44.02%

CITY OF CORONADO		
CITY COUNCIL	Total	
Number of Precincts	12	
Precincts Reporting	12	100.0 %
Vote For	2	
Times Counted	9210/10572	87.1 %
Total Votes	13326	
WHITNEY BENZIAN	4395	32.98%
MIKE DONOVAN	3812	28.61%
MARVIN HEINZE	2763	20.73%
DERIK J. MUNDT	1400	10.51%
RONALD A. HAUSER	937	7.03%

CITY OF ENCINITAS		
MAYOR	Total	
Number of Precincts	52	
Precincts Reporting	52	100.0 %
Vote For	1	
Times Counted	35818/40371	88.7 %
Total Votes	31389	
CATHERINE BLAKESPEAR	21083	67.17%
PAUL GASPAR	10270	32.72%

CITY OF ENCINITAS		
CITY COUNCIL	Total	
Number of Precincts	52	
Precincts Reporting	52	100.0 %
Vote For	3	
Times Counted	35818/40371	88.7 %
Total Votes	64231	
TONY KRANZ	14511	22.59%
T. BOERNER HORVATH	14051	21.88%
MARK MUIR	13553	21.10%
PHIL GRAHAM	11088	17.26%
TONY BRANDENBURG	10945	17.04%

COUNTY OF SAN DIEGO
PRESIDENTIAL GENERAL ELECTION
 Tuesday, November 8, 2016
 Official Results - (San Diego County Portion Only)

Date:12/08/16
 Time:07:52:29
 Page:9 of 21

Registered Voters 1652875

Num. Report Precinct 2175 - Num. Reporting 2175 100.00%

CITY OF ESCONDIDO			
CITY COUNCIL - Dist. No. 3	Total		
Number of Precincts	22		
Precincts Reporting	22	100.0 %	
Vote For	1		
Times Counted	11479/14784	77.6 %	
Total Votes	10018		
OLGA DIAZ	5982	59.71%	
JOSE "JOE" GARCIA	4027	40.20%	

CITY OF LA MESA			
CITY COUNCIL	Total		
Number of Precincts	37		
Precincts Reporting	37	100.0 %	
Vote For	2		
Times Counted	27569/33579	82.1 %	
Total Votes	34317		
KRISTINE C. ALESSIO	12252	35.70%	
COLIN PARENT	11912	34.71%	
RUTH STERLING	10107	29.45%	

CITY OF ESCONDIDO			
CITY COUNCIL - Dist. No. 4	Total		
Number of Precincts	23		
Precincts Reporting	23	100.0 %	
Vote For	1		
Times Counted	15160/18530	81.8 %	
Total Votes	12281		
MIKE MORASCO	7546	61.44%	
INGRID RAINEY	4719	38.43%	

CITY OF LEMON GROVE			
MAYOR	Total		
Number of Precincts	14		
Precincts Reporting	14	100.0 %	
Vote For	1		
Times Counted	10236/13564	75.5 %	
Total Votes	9238		
RACQUEL VASQUEZ	4036	43.69%	
GEORGE GASTIL	3786	40.98%	
TERESA A. ROSIAK	1401	15.17%	

CITY OF ESCONDIDO			
CITY TREASURER	Total		
Number of Precincts	87		
Precincts Reporting	87	100.0 %	
Vote For	1		
Times Counted	50137/63019	79.6 %	
Total Votes	39739		
DOUGLAS W. SHULTZ	14339	36.08%	
JOHN TRUDELL	10168	25.59%	
BLAISE J. JACKSON	6925	17.43%	
RYAN T. CLARK	5755	14.48%	
ROBROY R. FAWCETT	2513	6.32%	

CITY OF LEMON GROVE			
CITY COUNCIL	Total		
Number of Precincts	14		
Precincts Reporting	14	100.0 %	
Vote For	2		
Times Counted	10236/13564	75.5 %	
Total Votes	14352		
DAVID ARAMBULA	3156	21.99%	
MATT MENDOZA	3026	21.08%	
JERRY SELBY	2145	14.95%	
MICHAEL E. SUMMERS	2136	14.88%	
STEVE BROWNE	2131	14.85%	
CHARLENE MCADORY	1126	7.85%	
GLENN A. THORNTON JR	622	4.33%	

CITY OF IMPERIAL BEACH			
CITY COUNCIL	Total		
Number of Precincts	12		
Precincts Reporting	12	100.0 %	
Vote For	2		
Times Counted	9056/12169	74.4 %	
Total Votes	12613		
MARK WEST	3485	27.63%	
BOBBY PATTON	3198	25.35%	
TIM O'NEAL	2042	16.19%	
JULIE BEHRENS	1530	12.13%	
MOISES CAMACHO	1367	10.84%	
M. SANCHEZ-HUFFMAN	977	7.75%	

CITY OF NATIONAL CITY			
CITY COUNCIL	Total		
Number of Precincts	23		
Precincts Reporting	23	100.0 %	
Vote For	2		
Times Counted	15662/21994	71.2 %	
Total Votes	20986		
A. SOTELO-SOLIS	5697	27.15%	
JERRY CANO	3777	18.00%	
JOSE RODRIGUEZ	3699	17.63%	
LUIS NATIVIDAD	3225	15.37%	
CANDY MORALES	2724	12.98%	
DAVID GARCIA	1833	8.73%	

COUNTY OF SAN DIEGO
PRESIDENTIAL GENERAL ELECTION
Tuesday, November 8, 2016
Official Results - (San Diego County Portion Only)

Date:12/08/16
 Time:07:52:29
 Page:10 of 21

Registered Voters 1652875

Num. Report Precinct 2175 - Num. Reporting 2175 100.00%

CITY OF NATIONAL CITY			
CITY CLERK	Total		
Number of Precincts	23		
Precincts Reporting	23	100.0 %	
Vote For	1		
Times Counted	15662/21994	71.2 %	
Total Votes	12784		
MICHAEL "MIKE" DALLA	12666	99.08%	

CITY OF OCEANSIDE			
CITY CLERK	Total		
Number of Precincts	98		
Precincts Reporting	98	100.0 %	
Vote For	1		
Times Counted	72291/87612	82.5 %	
Total Votes	52812		
ZACK BECK	52470	99.35%	

CITY OF NATIONAL CITY			
CITY TREASURER	Total		
Number of Precincts	23		
Precincts Reporting	23	100.0 %	
Vote For	1		
Times Counted	15662/21994	71.2 %	
Total Votes	13675		
R. MITCHEL BEAUCHAMP	8757	64.04%	
D DELOSSANTOS YAMANE	4873	35.63%	

CITY OF OCEANSIDE			
CITY TREASURER	Total		
Number of Precincts	98		
Precincts Reporting	98	100.0 %	
Vote For	1		
Times Counted	72291/87612	82.5 %	
Total Votes	57512		
GARY M. ERNST	29622	51.51%	
NADINE SCOTT	27766	48.28%	

CITY OF OCEANSIDE			
MAYOR	Total		
Number of Precincts	98		
Precincts Reporting	98	100.0 %	
Vote For	1		
Times Counted	72291/87612	82.5 %	
Total Votes	62762		
JIM WOOD	39573	63.05%	
JIM GIBSON	14734	23.48%	
CYNTHIA ROCCO	3764	6.00%	
RICK KRATCOSKI	2650	4.22%	
GEORGE KERANI	1954	3.11%	

CITY OF POWAY			
CITY COUNCIL	Total		
Number of Precincts	32		
Precincts Reporting	32	100.0 %	
Vote For	2		
Times Counted	25185/29173	86.3 %	
Total Votes	36425		
JIM CUNNINGHAM	9542	26.20%	
BARRY LEONARD	6291	17.27%	
JULIE BENDINELLI	3820	10.49%	
JOE CALABRESE	3133	8.60%	
AMY ROMAKER	2905	7.98%	
JONATHAN "JON" RYAN	2680	7.36%	
SEAN FINLEY	2603	7.15%	
CHRIS OLPS	2337	6.42%	
TORREY POWERS	1696	4.66%	
JOHN MC CONNIN	1397	3.84%	

CITY OF OCEANSIDE			
CITY COUNCIL	Total		
Number of Precincts	98		
Precincts Reporting	98	100.0 %	
Vote For	2		
Times Counted	72291/87612	82.5 %	
Total Votes	105781		
ESTHER SANCHEZ	25851	24.44%	
JACK FELLER	22903	21.65%	
LINDA GONZALES	18242	17.25%	
STEVE HASTY	13850	13.09%	
WARD O'DOHERTY	10946	10.35%	
VICTOR ROY	10847	10.25%	
DANIEL DUMOUCHEL	3062	2.89%	

CITY OF SAN DIEGO			
CITY ATTORNEY	Total		
Number of Precincts	769		
Precincts Reporting	769	100.0 %	
Vote For	1		
Times Counted	577049/716454	80.5 %	
Total Votes	465857		
MARA ELLIOTT	267122	57.34%	
ROBERT HICKEY	198735	42.66%	

COUNTY OF SAN DIEGO
PRESIDENTIAL GENERAL ELECTION
 Tuesday, November 8, 2016
Official Results - (San Diego County Portion Only)

Date:12/08/16
 Time:07:52:29
 Page:11 of 21

Registered Voters 1652875

Num. Report Precinct 2175 - Num. Reporting 2175 100.00%

CITY OF SAN DIEGO		
CITY COUNCIL - Dist. No. 1	Total	
Number of Precincts	99	
Precincts Reporting	99	100.0 %
Vote For	1	
Times Counted	74197/86053	86.2 %
Total Votes	58775	
BARBARA BRY	38470	65.45%
RAY ELLIS	20305	34.55%

CITY OF SOLANA BEACH		
CITY COUNCIL	Total	
Number of Precincts	14	
Precincts Reporting	14	100.0 %
Vote For	3	
Times Counted	7684/8611	89.2 %
Total Votes	16252	
DAVID ZITO	3820	23.50%
JEWEL EDSON	3422	21.06%
JUDY HEGENAUER	3378	20.79%
CHRIS HOHN	2174	13.38%
CYNTHIA WALSH	2154	13.25%
EDWARD SIEGEL	1294	7.96%

CITY OF SAN DIEGO		
CITY COUNCIL - Dist. No. 9	Total	
Number of Precincts	65	
Precincts Reporting	65	100.0 %
Vote For	1	
Times Counted	44586/62141	71.7 %
Total Votes	36658	
GEORGETTE GOMEZ	20075	54.76%
RICARDO FLORES	16583	45.24%

CITY OF VISTA		
CITY COUNCIL	Total	
Number of Precincts	49	
Precincts Reporting	49	100.0 %
Vote For	2	
Times Counted	32784/40837	80.3 %
Total Votes	47113	
AMANDA RIGBY	9294	19.73%
JOE GREEN	8577	18.21%
DALE PILAT	7363	15.63%
CODY W. CAMPBELL	7284	15.46%
ERUBEY LOPEZ	6455	13.70%
TOM FLEMING	5310	11.27%
VICTORIA WAUFLE	2805	5.95%

CITY OF SAN MARCOS		
CITY COUNCIL	Total	
Number of Precincts	63	
Precincts Reporting	63	100.0 %
Vote For	2	
Times Counted	34901/41706	83.7 %
Total Votes	45450	
REBECCA D. JONES	17148	37.73%
SHARON JENKINS	14349	31.57%
MATT STACK	7148	15.73%
RJ HERNANDEZ	6770	14.90%

ALPINE FIRE PROTECTION		
	Total	
Number of Precincts	12	
Precincts Reporting	12	100.0 %
Vote For	2	
Times Counted	8236/9622	85.6 %
Total Votes	9405	
THOMAS "JAMES" MANN	3035	32.27%
STEVE TAYLOR	2012	21.39%
JENNIFER MARTINEZ	1944	20.67%
SHAWN DAVID LARKIN	1345	14.30%
GLENDA L. ARCHER	1056	11.23%

CITY OF SANTEE		
MAYOR	Total	
Number of Precincts	39	
Precincts Reporting	39	100.0 %
Vote For	1	
Times Counted	26716/31928	83.7 %
Total Votes	23676	
JOHN W. MINTO	12716	53.71%
ROB MCNELIS	10889	45.99%

CITY OF SANTEE		
CITY COUNCIL	Total	
Number of Precincts	39	
Precincts Reporting	39	100.0 %
Vote For	1	
Times Counted	26716/31928	83.7 %
Total Votes	23246	
STEPHEN HOULAHAN	9882	42.51%
DUSTIN TROTTER	6784	29.18%
MASON HERRON	6550	28.18%

COUNTY OF SAN DIEGO
PRESIDENTIAL GENERAL ELECTION
Tuesday, November 8, 2016
Official Results - (San Diego County Portion Only)

Date:12/08/16
 Time:07:52:29
 Page:12 of 21

Registered Voters 1652875

Num. Report Precinct 2175 - Num. Reporting 2175 100.00%

FALLBROOK CPA		Total
Number of Precincts	42	
Precincts Reporting	42	100.0 %
Vote For	8	
Times Counted	19830/23421	84.7 %
Total Votes	58939	
ROY MOOSA	8681	14.73%
LEE J. DE MEO	7283	12.36%
DONNA T. GEBHART	7246	12.29%
WILLIAM LEACH	6924	11.75%
WILLIAM A. OCONNOR	6317	10.72%
JACK F. WOOD	6212	10.54%
JAMES "JIM" LOGE	6106	10.36%
KAREL HANSON	5461	9.27%
RICHARD BILLBURG	4646	7.88%

HELIX WATER		Total
Div. No. 1		
Number of Precincts	42	
Precincts Reporting	42	100.0 %
Vote For	1	
Times Counted	20822/26475	78.6 %
Total Votes	15860	
LUIS "LU" P. TEJEDA	5636	35.54%
DAN MCMILLAN	5451	34.37%
JOHN B LINDEN	3963	24.99%
AARON ZAJAC	795	5.01%

FALLBROOK PUBLIC UTILITY		Total
Div. No. 1		
Number of Precincts	7	
Precincts Reporting	7	100.0 %
Vote For	1	
Times Counted	3782/4373	86.5 %
Total Votes	2568	
ALVIN W. GEBHART	1400	54.52%
ROBERT D. ANDERSON	1162	45.25%

HELIX WATER		Total
Div. No. 3		
Number of Precincts	33	
Precincts Reporting	33	100.0 %
Vote For	1	
Times Counted	20450/26994	75.8 %
Total Votes	15755	
MARK GRACYK	9071	57.58%
ERIK COLLINS	3841	24.38%
CHUCK MUSE	2795	17.74%

FALLBROOK PUBLIC UTILITY		Total
Div. No. 4		
Number of Precincts	5	
Precincts Reporting	5	100.0 %
Vote For	1	
Times Counted	3245/3757	86.4 %
Total Votes	2439	
DON B MCDUGAL	1279	52.44%
MARILEE LOWE	1153	47.27%

JACUMBA CSD		Total
Number of Precincts	1	
Precincts Reporting	1	100.0 %
Vote For	2	
Times Counted	144/195	73.8 %
Total Votes	190	
PATRICIA A. FAUBLE	79	41.58%
RICHARD HENRY ALCORN	67	35.26%
G. DAVID MOSS	44	23.16%

GROSSMONT HEALTHCARE		Total
Number of Precincts	409	
Precincts Reporting	409	100.0 %
Vote For	3	
Times Counted	216054/265978	81.2 %
Total Votes	351027	
VIRGINIA HALL	88930	25.33%
MICHAEL A EMERSON	66967	19.08%
W.R. BOB AYRES	59221	16.87%
PRISCILLA SCHREIBER	56038	15.96%
ART MADRID	48956	13.95%
JIMMY L. PARKER	30588	8.71%

JULIAN-CUYAMACA FIRE		Total
Number of Precincts	6	
Precincts Reporting	6	100.0 %
Vote For	3	
Times Counted	1961/2217	88.5 %
Total Votes	3543	
BRIAN KRAMER	1146	32.35%
HARRY C. SEIFERT	989	27.91%
AIDA TUCKER	809	22.83%
ALAN H MARVIN	594	16.77%

COUNTY OF SAN DIEGO
PRESIDENTIAL GENERAL ELECTION
Tuesday, November 8, 2016
Official Results - (San Diego County Portion Only)

Date:12/08/16
 Time:07:52:29
 Page:13 of 21

Registered Voters 1652875

Num. Report Precinct 2175 - Num. Reporting 2175 100.00%

LAKESIDE WATER DISTRICT		
Div. No. 4	Total	
Number of Precincts	5	
Precincts Reporting	5	100.0 %
Vote For	1	
Times Counted	2297/2968	77.4 %
Total Votes	1818	
STEVE ROBAK	1010	55.56%
BROOKS BOULTER	806	44.33%

OTAY WATER		
Div. No. 5	Total	
Number of Precincts	53	
Precincts Reporting	53	100.0 %
Vote For	1	
Times Counted	21323/25059	85.1 %
Total Votes	15640	
MARK ROBAK	8887	56.82%
DAVID T. CHARLES	6729	43.02%

LEUCADIA WASTEWATER		
	Total	
Number of Precincts	49	
Precincts Reporting	49	100.0 %
Vote For	3	
Times Counted	35411/39793	89.0 %
Total Votes	50671	
JUDY HANSON	14850	29.31%
DONALD F. OMSTED	13483	26.61%
ALLAN H. JULIUSSEN	12753	25.17%
SCOTT LILJEGREN	9544	18.84%

PALOMAR HEALTH		
	Total	
Number of Precincts	403	
Precincts Reporting	403	100.0 %
Vote For	3	
Times Counted	222630/265659	83.8 %
Total Votes	359652	
JEFF GRIFFITH	75911	21.11%
DOUG MOIR	62366	17.34%
JOY GORZEMAN	59964	16.67%
AERON D. WICKES	57723	16.05%
LINDA CAROL GREER	57629	16.02%
DALE E. BARDIN	45831	12.74%

OLIVENHAIN MUNI WATER		
Div. No. 2	Total	
Number of Precincts	16	
Precincts Reporting	16	100.0 %
Vote For	1	
Times Counted	8341/9235	90.3 %
Total Votes	5545	
LAWRENCE A. WATT	2755	49.68%
ERIC K. ARMSTRONG	2270	40.94%
LOU LOLLIO	519	9.36%

PAUMA VALLEY CSD		
	Total	
Number of Precincts	5	
Precincts Reporting	5	100.0 %
Vote For	2	
Times Counted	369/401	92.0 %
Total Votes	578	
BILL J SCHULTZ	236	40.83%
HEIDI PERSON	194	33.56%
CHARLES MATHEWS	146	25.26%

OTAY WATER		
Div. No. 2	Total	
Number of Precincts	30	
Precincts Reporting	30	100.0 %
Vote For	1	
Times Counted	14934/18627	80.2 %
Total Votes	12774	
MITCH THOMPSON	7082	55.44%
PAULA WHITSELL	5667	44.36%

RAINBOW MUNICIPAL WATER		
Div. No. 2	Total	
Number of Precincts	17	
Precincts Reporting	17	100.0 %
Vote For	1	
Times Counted	2336/2638	88.6 %
Total Votes	1574	
C. HAYDEN HAMILTON	843	53.56%
RICHARD BIGLEY	727	46.19%

OTAY WATER		
Div. No. 4	Total	
Number of Precincts	27	
Precincts Reporting	27	100.0 %
Vote For	1	
Times Counted	17762/21804	81.5 %
Total Votes	14472	
HECTOR R. GASTELUM	8126	56.15%
JOSE A. LOPEZ	6311	43.61%

RAINBOW MUNICIPAL WATER		
Div. No. 5	Total	
Number of Precincts	9	
Precincts Reporting	9	100.0 %
Vote For	1	
Times Counted	1944/2333	83.3 %
Total Votes	1421	
MICHAEL P MACK	777	54.68%
DENNIS A. SANFORD	642	45.18%

COUNTY OF SAN DIEGO
PRESIDENTIAL GENERAL ELECTION
 Tuesday, November 8, 2016
Official Results - (San Diego County Portion Only)

Date:12/08/16
 Time:07:52:29
 Page:14 of 21

Registered Voters 1652875

Num. Report Precinct 2175 - Num. Reporting 2175 100.00%

RAMONA CPA		
	Total	
Number of Precincts	34	
Precincts Reporting	34	100.0 %
Vote For	8	
Times Counted	17931/21136	84.8 %
Total Votes	61752	
CHRISTOPHER HOLLOWAY	6243	10.11%
DAN SUMMERS	6004	9.72%
CASEY ROBERT LYNCH	5242	8.49%
RICHARD S TOMLINSON	5091	8.24%
JIM COOPER	4811	7.79%
DONNA F. MYERS	4763	7.71%
PAUL STYKEL	4185	6.78%
TORRY BREAN	4107	6.65%
ROBIN JOY MAXSON	4092	6.63%
RICK REILING	3961	6.41%
JEFFREY R. LECLAIR	3695	5.98%
SALLY WESTBROOK	3667	5.94%
DWIGHT WEBSTER	3403	5.51%
KEVIN F. WALLACE	2369	3.84%

SAN MIGUEL CONSOLIDATED FIRE PROTECTION		
	Total	
Number of Precincts	109	
Precincts Reporting	109	100.0 %
Vote For	4	
Times Counted	53381/66040	80.8 %
Total Votes	122556	
KIM RADDATZ	22916	18.70%
JEFFREY L. NELSON	18363	14.98%
WILLIAM A. KIEL	15393	12.56%
DAVE RICKARDS	13671	11.15%
KARRIE JOHNSTON	13344	10.89%
CHARLIE CLEAVES	12564	10.25%
RICHARD J. AUGUSTINE	10887	8.88%
EVERETT EVLETH	7972	6.50%
RANDY DIBB	7368	6.01%

RAMONA MUNICIPAL WATER Div. No. 3		
	Total	
Number of Precincts	7	
Precincts Reporting	7	100.0 %
Vote For	1	
Times Counted	3771/4444	84.9 %
Total Votes	3133	
THOMAS N. ACE	1692	54.01%
JIM PIVA	1433	45.74%

SANTA FE IRRIGATION Div. No. 1		
	Total	
Number of Precincts	10	
Precincts Reporting	10	100.0 %
Vote For	1	
Times Counted	2520/2802	89.9 %
Total Votes	1715	
KENNETH DUNFORD	973	56.73%
DEREK CLOTFELTER	740	43.15%

RAMONA MUNICIPAL WATER Div. No. 5		
	Total	
Number of Precincts	5	
Precincts Reporting	5	100.0 %
Vote For	1	
Times Counted	3804/4396	86.5 %
Total Votes	3109	
BRYAN A. WADLINGTON	1118	35.96%
DOUG KAFKA	1001	32.20%
GARY HURST	974	31.33%

SANTA FE IRRIGATION Div. No. 2		
	Total	
Number of Precincts	5	
Precincts Reporting	5	100.0 %
Vote For	1	
Times Counted	2227/2498	89.2 %
Total Votes	1556	
DAVID G. PETREE	1103	70.89%
ROBERT FEHER	451	28.98%

SOUTH BAY IRRIGATION Div. No. 2		
	Total	
Number of Precincts	13	
Precincts Reporting	13	100.0 %
Vote For	1	
Times Counted	8179/11458	71.4 %
Total Votes	7108	
JOSE F. CERDA	4348	61.17%
JOHN VOGEL	2741	38.56%

COUNTY OF SAN DIEGO
PRESIDENTIAL GENERAL ELECTION
 Tuesday, November 8, 2016
Official Results - (San Diego County Portion Only)

Date:12/08/16
 Time:07:52:29
 Page:15 of 21

Registered Voters 1652875

Num. Report Precinct 2175 - Num. Reporting 2175 100.00%

SOUTH BAY IRRIGATION		
Div. No. 3	Total	
Number of Precincts	20	
Precincts Reporting	20	100.0 %
Vote For	1	
Times Counted	11084/13964	79.4 %
Total Votes	9204	
JOSE PRECIADO	5464	59.37%
DANIEL MUNOZ	3715	40.36%

VALLECITOS WATER		
Div. No. 4	Total	
Number of Precincts	28	
Precincts Reporting	28	100.0 %
Vote For	1	
Times Counted	11166/12878	86.7 %
Total Votes	8021	
MIKE A SANNELLA	5794	72.24%
A.J. VAN DE VEN	2201	27.44%

SOUTH BAY IRRIGATION		
Div. No. 5	Total	
Number of Precincts	44	
Precincts Reporting	44	100.0 %
Vote For	1	
Times Counted	11618/14090	82.5 %
Total Votes	9277	
JOSIE CALDERON SCOTT	5082	54.78%
ERNESTO L. ZAMUDIO	4169	44.94%

VALLECITOS WATER		
Div. No. 5	Total	
Number of Precincts	20	
Precincts Reporting	20	100.0 %
Vote For	1	
Times Counted	9333/10754	86.8 %
Total Votes	6773	
HAL MARTIN	4221	62.32%
WAYNE LUDWIG	2545	37.58%

TRI-CITY HEALTHCARE		
	Total	
Number of Precincts	206	
Precincts Reporting	206	100.0 %
Vote For	4	
Times Counted	143577/173065	83.0 %
Total Votes	310989	
LEIGH ANNE GRASS	57381	18.45%
LARRY W SCHALLOCK	42188	13.57%
ROSEMARIE V. RENO	42182	13.56%
JULIE NYGAARD	31619	10.17%
RAMONA FINNILA	30444	9.79%
DAN HUGHES	30134	9.69%
DONNA RENCSAK	30071	9.67%
FRANK GOULD	24006	7.72%
MARGGIE CASTELLANO	22759	7.32%

VALLEY CENTER CPA		
	Total	
Number of Precincts	22	
Precincts Reporting	22	100.0 %
Vote For	8	
Times Counted	10166/11964	85.0 %
Total Votes	29171	
ANN G. QUINLEY	4018	13.77%
OLIVER J. SMITH	3929	13.47%
JEANA BOULOS	3602	12.35%
WILLIAM DEL PILAR	3521	12.07%
SUE JANISCH	3262	11.18%
ASHLY JEAN MELLOR	3121	10.70%
MARY GAINES	2942	10.09%
KATHY MACKENZIE	2528	8.67%
MICHAEL BLOBE	2226	7.63%

VALLECITOS WATER		
Div. No. 1	Total	
Number of Precincts	29	
Precincts Reporting	29	100.0 %
Vote For	1	
Times Counted	9633/11369	84.7 %
Total Votes	7458	
BETTY D. EVANS	3099	41.55%
MICHAEL D. HUNSAKER	2895	38.82%
KELLY CREWS	1456	19.52%

VALLEY CENTER FIRE		
	Total	
Number of Precincts	19	
Precincts Reporting	19	100.0 %
Vote For	2	
Times Counted	8910/10544	84.5 %
Total Votes	11092	
MICHAEL O'CONNOR	4490	40.48%
JIM WOLD	3822	34.46%
WEAVER C SIMONSEN	2192	19.76%
WILLIAM L PALMER	584	5.27%

COUNTY OF SAN DIEGO
PRESIDENTIAL GENERAL ELECTION
 Tuesday, November 8, 2016
 Official Results - (San Diego County Portion Only)

Date: 12/08/16
 Time: 07:52:29
 Page: 16 of 21

Registered Voters 1652875

Num. Report Precinct 2175 - Num. Reporting 2175 100.00%

VALLEY CENTER WATER		
Div. No. 1	Total	
Number of Precincts	12	
Precincts Reporting	12	100.0 %
Vote For	1	
Times Counted	2969/3464	85.7 %
Total Votes	2256	
ROBERT A. POLITO	1878	83.24%
WILLIAM DEL PILAR	377	16.71%

PROP 51 - STATE SCHOOL BONDS		
	Total	
Number of Precincts	2175	
Precincts Reporting	2175	100.0 %
Vote For	1	
Times Counted	1346513/1652875	81.5 %
Total Votes	1251728	
YES	679149	54.26%
NO	572579	45.74%

VALLEY CENTER WATER		
Div. No. 4	Total	
Number of Precincts	15	
Precincts Reporting	15	100.0 %
Vote For	1	
Times Counted	2675/3144	85.1 %
Total Votes	2028	
ENRICO FERRO	1246	61.44%
BOB LENSON	781	38.51%

PROP 52 - STATE MEDI-CAL HOSPITAL FBE		
	Total	
Number of Precincts	2175	
Precincts Reporting	2175	100.0 %
Vote For	1	
Times Counted	1346513/1652875	81.5 %
Total Votes	1232109	
YES	860856	69.87%
NO	371253	30.13%

WHISPERING PALMS CSD		
	Total	
Number of Precincts	4	
Precincts Reporting	4	100.0 %
Vote For	3	
Times Counted	1617/1805	89.6 %
Total Votes	2396	
BYRON L. HANCHETT	563	23.50%
DOUGLAS MANATT	539	22.50%
KATHY MC HENRY	529	22.08%
VALERIE THATCHER	426	17.78%
ROSS A. MARTIN	338	14.11%

PROP 53 - STATE REVENUE BONDS		
	Total	
Number of Precincts	2175	
Precincts Reporting	2175	100.0 %
Vote For	1	
Times Counted	1346513/1652875	81.5 %
Total Votes	1196666	
YES	625016	52.23%
NO	571650	47.77%

WYNOLA WATER		
	Total	
Number of Precincts	1	
Precincts Reporting	1	100.0 %
Vote For	2	
Times Counted	112/120	93.3 %
Total Votes	175	
TIMOTHY J. TASCHLER	67	38.29%
MICHAEL A. ASMUSSEN	56	32.00%
JO ANN BERNARD	52	29.71%

PROP 54 - STATE LEGISLATURE		
	Total	
Number of Precincts	2175	
Precincts Reporting	2175	100.0 %
Vote For	1	
Times Counted	1346513/1652875	81.5 %
Total Votes	1210887	
YES	787455	65.03%
NO	423432	34.97%

YUIMA MUNICIPAL WATER		
Div. No. 2	Total	
Number of Precincts	3	
Precincts Reporting	3	100.0 %
Vote For	1	
Times Counted	121/134	90.3 %
Total Votes	117	
ROLAND SIMPSON	70	59.83%
LORI A. JOHNSON	46	39.32%

PROP 55 - STATE TAX EXTENSION		
	Total	
Number of Precincts	2175	
Precincts Reporting	2175	100.0 %
Vote For	1	
Times Counted	1346513/1652875	81.5 %
Total Votes	1241416	
YES	756412	60.93%
NO	485004	39.07%

COUNTY OF SAN DIEGO
PRESIDENTIAL GENERAL ELECTION
 Tuesday, November 8, 2016
Official Results - (San Diego County Portion Only)

Date:12/08/16
 Time:07:52:29
 Page:17 of 21

Registered Voters 1652875

Num. Report Precinct 2175 - Num. Reporting 2175 100.00%

PROP 56 - STATE			
CIGARETTE TAX	Total		
Number of Precincts	2175		
Precincts Reporting	2175	100.0 %	
Vote For	1		
Times Counted	1346513/1652875	81.5 %	
Total Votes	1281705		
YES	810089	63.20%	
NO	471616	36.80%	

PROP 61 - STATE			
PRESCRIPTION DRUG PURCHASES	Total		
Number of Precincts	2175		
Precincts Reporting	2175	100.0 %	
Vote For	1		
Times Counted	1346513/1652875	81.5 %	
Total Votes	1213873		
NO	655410	53.99%	
YES	558463	46.01%	

PROP 57 - STATE			
CRIMINAL SENTENCES	Total		
Number of Precincts	2175		
Precincts Reporting	2175	100.0 %	
Vote For	1		
Times Counted	1346513/1652875	81.5 %	
Total Votes	1242926		
YES	832800	67.00%	
NO	410126	33.00%	

PROP 62 - STATE			
DEATH PENALTY	Total		
Number of Precincts	2175		
Precincts Reporting	2175	100.0 %	
Vote For	1		
Times Counted	1346513/1652875	81.5 %	
Total Votes	1243538		
NO	683234	54.94%	
YES	560304	45.06%	

PROP 58 - STATE			
ENGLISH PROFICIENCY	Total		
Number of Precincts	2175		
Precincts Reporting	2175	100.0 %	
Vote For	1		
Times Counted	1346513/1652875	81.5 %	
Total Votes	1243132		
YES	900575	72.44%	
NO	342557	27.56%	

PROP 63 - STATE			
FIREARMS, AMMUNITION SALES	Total		
Number of Precincts	2175		
Precincts Reporting	2175	100.0 %	
Vote For	1		
Times Counted	1346513/1652875	81.5 %	
Total Votes	1269435		
YES	781990	61.60%	
NO	487445	38.40%	

PROP 59 - STATE			
LEGISLATIVE ADVISORY	Total		
Number of Precincts	2175		
Precincts Reporting	2175	100.0 %	
Vote For	1		
Times Counted	1346513/1652875	81.5 %	
Total Votes	1165134		
YES	615460	52.82%	
NO	549674	47.18%	

PROP 64 - STATE			
MARIJUANA LEGALIZATION	Total		
Number of Precincts	2175		
Precincts Reporting	2175	100.0 %	
Vote For	1		
Times Counted	1340663/1652875	81.1 %	
Total Votes	1306314		
YES	744836	57.02%	
NO	561478	42.98%	

PROP 60 - STATE			
ADULT FILMS	Total		
Number of Precincts	2175		
Precincts Reporting	2175	100.0 %	
Vote For	1		
Times Counted	1346513/1652875	81.5 %	
Total Votes	1221313		
NO	695577	56.95%	
YES	525736	43.05%	

PROP 65 - STATE			
CARRYOUT BAGS	Total		
Number of Precincts	2175		
Precincts Reporting	2175	100.0 %	
Vote For	1		
Times Counted	1340663/1652875	81.1 %	
Total Votes	1244697		
NO	646134	51.91%	
YES	598563	48.09%	

COUNTY OF SAN DIEGO
PRESIDENTIAL GENERAL ELECTION
 Tuesday, November 8, 2016
 Official Results - (San Diego County Portion Only)

Date:12/08/16
 Time:07:52:29
 Page:18 of 21

Registered Voters 1652875

Num. Report Precinct 2175 - Num. Reporting 2175 100.00%

PROP 66 - STATE			
DEATH PENALTY	Total		
Number of Precincts	2175		
Precincts Reporting	2175	100.0 %	
Vote For	1		
Times Counted	1340663/1652875	81.1 %	
Total Votes	1172669		
YES	632762	53.96%	
NO	539907	46.04%	

MEAS D - CITY OF SAN DIEGO			
Tax and Facilities Initiative	Total		
Number of Precincts	769		
Precincts Reporting	769	100.0 %	
Vote For	1		
Times Counted	574620/716454	80.2 %	
Total Votes	514883		
NO	303144	58.88%	
YES	211739	41.12%	

PROP 67 - STATE			
Ban on Single-Use Plastic Bags	Total		
Number of Precincts	2175		
Precincts Reporting	2175	100.0 %	
Vote For	1		
Times Counted	1340663/1652875	81.1 %	
Total Votes	1263921		
YES	660069	52.22%	
NO	603852	47.78%	

MEAS E - CITY OF SAN DIEGO Ch.			
Amdmt. Qualif. Vacancy, Removal	Total		
Number of Precincts	769		
Precincts Reporting	769	100.0 %	
Vote For	1		
Times Counted	574620/716454	80.2 %	
Total Votes	482148		
YES	419748	87.06%	
NO	62400	12.94%	

MEAS A - COUNTY OF SAN DIEGO			
ROAD REPAIR, TRANSIT,	Total		
Number of Precincts	2175		
Precincts Reporting	2175	100.0 %	
Vote For	1		
Times Counted	1340663/1652875	81.1 %	
Total Votes	1233804		
YES	720158	58.37%	
NO	513646	41.63%	

MEAS F - CITY OF SAN DIEGO Ch.			
Amdmt. Req. Term Serv.	Total		
Number of Precincts	769		
Precincts Reporting	769	100.0 %	
Vote For	1		
Times Counted	574620/716454	80.2 %	
Total Votes	465523		
YES	317803	68.27%	
NO	147720	31.73%	

MEAS B - COUNTY OF SAN DIEGO			
LILAC HILLS RANCH	Total		
Number of Precincts	2175		
Precincts Reporting	2175	100.0 %	
Vote For	1		
Times Counted	1340663/1652875	81.1 %	
Total Votes	1158216		
NO	735894	63.54%	
YES	422322	36.46%	

MEAS G - CITY OF SAN DIEGO Ch.			
Amdmt. Re. Citizens Rev Police Pract.	Total		
Number of Precincts	769		
Precincts Reporting	769	100.0 %	
Vote For	1		
Times Counted	574620/716454	80.2 %	
Total Votes	487175		
YES	404803	83.09%	
NO	82372	16.91%	

MEAS C - CITY OF SAN DIEGO			
Downtown Stadium Initiative	Total		
Number of Precincts	769		
Precincts Reporting	769	100.0 %	
Vote For	1		
Times Counted	574620/716454	80.2 %	
Total Votes	544484		
NO	306887	56.36%	
YES	237597	43.64%	

MEAS H - CITY OF SAN DIEGO			
Ch. Amdmt. Purchasing Contract	Total		
Number of Precincts	769		
Precincts Reporting	769	100.0 %	
Vote For	1		
Times Counted	574620/716454	80.2 %	
Total Votes	467174		
YES	360127	77.09%	
NO	107047	22.91%	

COUNTY OF SAN DIEGO
PRESIDENTIAL GENERAL ELECTION
 Tuesday, November 8, 2016
 Official Results - (San Diego County Portion Only)

Date: 12/08/16
 Time: 07:52:29
 Page: 19 of 21

Registered Voters 1652875

Num. Report Precinct 2175 - Num. Reporting 2175 100.00%

MEAS I - CITY OF SAN DIEGO Ch.			
Amdmt. Re. Balboa Park _SD High	Total		
Number of Precincts	769		
Precincts Reporting	769	100.0 %	
Vote For	1		
Times Counted	574620/716454	80.2 %	
Total Votes	491590		
YES	383025	77.92%	
NO	108565	22.08%	

MEAS N - CITY OF SAN DIEGO			
Non-Medical Cannabis Bus. Tax	Total		
Number of Precincts	769		
Precincts Reporting	769	100.0 %	
Vote For	1		
Times Counted	574620/716454	80.2 %	
Total Votes	511197		
YES	351088	68.68%	
NO	160109	31.32%	

MEAS J - CITY OF SAN DIEGO Ch.			
Amdmt. Re. Use of Rev. fr. Mission	Total		
Number of Precincts	769		
Precincts Reporting	769	100.0 %	
Vote For	1		
Times Counted	574620/716454	80.2 %	
Total Votes	473743		
YES	336810	71.10%	
NO	136933	28.90%	

MEAS O - CITY OF CARLSBAD			
General Fund for Fire Station 2	Total		
Number of Precincts	87		
Precincts Reporting	87	100.0 %	
Vote For	1		
Times Counted	61318/70152	87.4 %	
Total Votes	55820		
YES	39690	71.10%	
NO	16130	28.90%	

MEAS K - CITY OF SAN DIEGO Ch.			
Amdmt. Req. Run-off Elections	Total		
Number of Precincts	769		
Precincts Reporting	769	100.0 %	
Vote For	1		
Times Counted	574620/716454	80.2 %	
Total Votes	474487		
YES	280075	59.03%	
NO	194412	40.97%	

MEAS P - CITY OF CHULA VISTA			
Temp. 1/2 Cent Sales Tax	Total		
Number of Precincts	149		
Precincts Reporting	149	100.0 %	
Vote For	1		
Times Counted	100361/127880	78.5 %	
Total Votes	94549		
YES	64704	68.43%	
NO	29845	31.57%	

MEAS L - CITY OF SAN DIEGO Ch.			
Amdmt. Req. Measures on General	Total		
Number of Precincts	769		
Precincts Reporting	769	100.0 %	
Vote For	1		
Times Counted	574620/716454	80.2 %	
Total Votes	464549		
YES	305638	65.79%	
NO	158911	34.21%	

MEAS Q - CITY OF DEL MAR 1%			
Sales Tax	Total		
Number of Precincts	6		
Precincts Reporting	6	100.0 %	
Vote For	1		
Times Counted	2802/3124	89.7 %	
Total Votes	2603		
YES	1732	66.54%	
NO	871	33.46%	

MEAS M - CITY OF SAN DIEGO			
Affordable Housing	Total		
Number of Precincts	769		
Precincts Reporting	769	100.0 %	
Vote For	1		
Times Counted	574620/716454	80.2 %	
Total Votes	494759		
YES	328588	66.41%	
NO	166171	33.59%	

MEAS R - CITY OF DEL MAR Voter			
Approval for Certain Developments	Total		
Number of Precincts	6		
Precincts Reporting	6	100.0 %	
Vote For	1		
Times Counted	2802/3124	89.7 %	
Total Votes	2571		
NO	1315	51.15%	
YES	1256	48.85%	

COUNTY OF SAN DIEGO
PRESIDENTIAL GENERAL ELECTION
 Tuesday, November 8, 2016
 Official Results - (San Diego County Portion Only)

Date:12/08/16
 Time:07:52:29
 Page:20 of 21

Registered Voters 1652875

Num. Report Precinct 2175 - Num. Reporting 2175 100.00%

MEAS S - CITY OF EL CAJON			
Ch. Amdmt. Req. Dist. Elections	Total		
Number of Precincts	62		
Precincts Reporting	62	100.0 %	
Vote For	1		
Times Counted	31591/41566	76.0 %	
Total Votes	26998		
YES	18671	69.16%	
NO	8327	30.84%	

MEAS X - GROSSMONT-CUYAMACA COM.			
	Total		
Number of Precincts	393		
Precincts Reporting	393	100.0 %	
Vote For	1		
Times Counted	201177/250167	80.4 %	
Total Votes	180427		
YES	97061	53.80%	
NO	83366	46.20%	

MEAS T - CITY OF ENCINITAS			
Update General Plan Housing Element	Total		
Number of Precincts	52		
Precincts Reporting	52	100.0 %	
Vote For	1		
Times Counted	35651/40371	88.3 %	
Total Votes	32087		
NO	17943	55.92%	
YES	14144	44.08%	

MEAS Z - SOUTHWESTERN COM.			
COLLEGE \$400 M. Bond (Req. 55%)	Total		
Number of Precincts	287		
Precincts Reporting	287	100.0 %	
Vote For	1		
Times Counted	179903/233885	76.9 %	
Total Votes	163890		
YES	115479	70.46%	
NO	48411	29.54%	

MEAS U - CITY OF LA MESA Med.			
Marijuana Regulations	Total		
Number of Precincts	37		
Precincts Reporting	37	100.0 %	
Vote For	1		
Times Counted	27440/33579	81.7 %	
Total Votes	25151		
YES	13322	52.97%	
NO	11829	47.03%	

MEAS MM - MIRACOSTA COM.			
COLLEGE \$455 M. Bond (Req. 55%)	Total		
Number of Precincts	281		
Precincts Reporting	281	100.0 %	
Vote For	1		
Times Counted	190182/222437	85.5 %	
Total Votes	167485		
YES	104493	62.39%	
NO	62992	37.61%	

MEAS V - CITY OF LEMON GROVE			
Med. Marijuana Regulations	Total		
Number of Precincts	14		
Precincts Reporting	14	100.0 %	
Vote For	1		
Times Counted	10175/13564	75.0 %	
Total Votes	9392		
YES	4741	50.48%	
NO	4651	49.52%	

MEAS AA - FALLBROOK UN HIGH SCHOOL \$45 M. Bond (Req. 55%)			
	Total		
Number of Precincts	38		
Precincts Reporting	38	100.0 %	
Vote For	1		
Times Counted	18608/22518	82.6 %	
Total Votes	17424		
YES	11279	64.73%	
NO	6145	35.27%	

MEAS W - CITY OF POWAY			
Amend Old Coach Golf Est. Plan	Total		
Number of Precincts	32		
Precincts Reporting	32	100.0 %	
Vote For	1		
Times Counted	25096/29173	86.0 %	
Total Votes	23318		
NO	11999	51.46%	
YES	11319	48.54%	

MEAS BB - GROSSMONT UN HIGH SCHOOL \$128 M. Bond (Req. 55%)			
	Total		
Number of Precincts	376		
Precincts Reporting	376	100.0 %	
Vote For	1		
Times Counted	195901/243659	80.4 %	
Total Votes	176158		
YES	105700	60.00%	
NO	70458	40.00%	

COUNTY OF SAN DIEGO
PRESIDENTIAL GENERAL ELECTION
Tuesday, November 8, 2016
Official Results - (San Diego County Portion Only)

Date:12/08/16
 Time:07:52:29
 Page:21 of 21

Registered Voters 1652875

Num. Report Precinct 2175 - Num. Reporting 2175 100.00%

MEAS CC - SWEETWATER UN		
HIGH SCHOOL Term Limits	Total	
Number of Precincts	277	
Precincts Reporting	277	100.0 %
Vote For	1	
Times Counted	170781/223345	76.5 %
Total Votes	154798	
YES	131550	84.98%
NO	23248	15.02%

MEAS - JJ SOLANA BEACH		
SCHOOL \$105 M. Bond (Req. 55%)	Total	
Number of Precincts	47	
Precincts Reporting	47	100.0 %
Vote For	1	
Times Counted	20113/22897	87.8 %
Total Votes	17911	
YES	11776	65.75%
NO	6135	34.25%

MEAS DD - BONSALE UNIFIED		
SCHOOL \$58 M. Bond (Req. 55%)	Total	
Number of Precincts	40	
Precincts Reporting	40	100.0 %
Vote For	1	
Times Counted	8858/10384	85.3 %
Total Votes	8303	
YES	4204	50.63%
NO	4099	49.37%

MEAS - KK RINCON RANCH CSD.		
Establish Spe. Tax (Req. 2/3)	Total	
Number of Precincts	2	
Precincts Reporting	2	100.0 %
Vote For	1	
Times Counted	88/94	93.6 %
Total Votes	80	
YES	44	55.00%
NO	36	45.00%

MEAS EE - CAJON VALLEY UNION		
SCHOOL \$20 M. Bond (Req. 55%)	Total	
Number of Precincts	124	
Precincts Reporting	124	100.0 %
Vote For	1	
Times Counted	59961/76135	78.8 %
Total Votes	53193	
YES	30406	57.16%
NO	22787	42.84%

MEAS GG - CARDIFF ELEM		
SCHOOL \$22 M. Bond (Req. 55%)	Total	
Number of Precincts	8	
Precincts Reporting	8	100.0 %
Vote For	1	
Times Counted	6765/7694	87.9 %
Total Votes	6057	
YES	3994	65.94%
NO	2063	34.06%

MEAS - HH - NATIONAL ELEM		
SCHOOL \$30 M. Bond (Req. 55%)	Total	
Number of Precincts	29	
Precincts Reporting	29	100.0 %
Vote For	1	
Times Counted	15572/21911	71.1 %
Total Votes	14158	
YES	11772	83.15%
NO	2386	16.85%

COUNTY OF SAN DIEGO
PRESIDENTIAL GENERAL ELECTION

Date:12/07/16
Time:15:47:38
Page:1 of 12

Tuesday, November 8, 2016

Official Results - (San Diego County Portion Only) CITY OF EL CAJON

	TURN OUT		
	Reg. Voters	Cards Cast	% Turnout
Jurisdiction Wide			
470400-EL CAJON			
Polling Vote Center	964	636	65.98%
Mail Ballots	964	1079	111.93%
Total	964	1715	177.90%
470440-EL CAJON			
Polling Vote Center	299	186	62.21%
Mail Ballots	299	331	110.70%
Total	299	517	172.91%
470450-EL CAJON			
Polling Vote Center	621	372	59.90%
Mail Ballots	621	722	116.26%
Total	621	1094	176.17%
470500-EL CAJON			
Polling Vote Center	1353	766	56.61%
Mail Ballots	1353	1535	113.45%
Total	1353	2301	170.07%
470800-EL CAJON			
Polling Vote Center	1408	812	57.67%
Mail Ballots	1408	1376	97.73%
Total	1408	2188	155.40%
471160-EL CAJON			
Polling Vote Center	980	674	68.78%
Mail Ballots	980	726	74.08%
Total	980	1400	142.86%
471300-EL CAJON			
Polling Vote Center	347	250	72.05%
Mail Ballots	347	335	96.54%
Total	347	585	168.59%
471790-EL CAJON			
Polling Vote Center	593	394	66.44%
Mail Ballots	593	582	98.15%
Total	593	976	164.59%
471810-EL CAJON			
Polling Vote Center	620	480	77.42%
Mail Ballots	620	514	82.90%
Total	620	994	160.32%
471900-EL CAJON			
Polling Vote Center	464	407	87.72%
Mail Ballots	464	386	83.19%
Total	464	793	170.91%
472000-EL CAJON			
Polling Vote Center	499	330	66.13%
Mail Ballots	499	512	102.61%
Total	499	842	168.74%
472020-EL CAJON			
Polling Vote Center	563	334	59.33%
Mail Ballots	563	645	114.56%
Total	563	979	173.89%
472200-EL CAJON			
Polling Vote Center	715	537	75.10%
Mail Ballots	715	502	70.21%
Total	715	1039	145.31%
472210-EL CAJON			
Polling Vote Center	1052	599	56.94%
Mail Ballots	1052	965	91.73%
Total	1052	1564	148.67%
472310-EL CAJON			
Polling Vote Center	1372	852	62.10%
Mail Ballots	1372	1113	81.12%
Total	1372	1965	143.22%

COUNTY OF SAN DIEGO
 PRESIDENTIAL GENERAL ELECTION
 Tuesday, November 8, 2016

Date: 12/07/16
 Time: 15:47:38
 Page: 2 of 12

Official Results - (San Diego County Portion Only) CITY OF EL CAJON

	TURN OUT		
	Reg. Voters	Cards Cast	% Turnout
472500-EL CAJON			
Polling Vote Center	831	494	59.45%
Mail Ballots	831	707	85.08%
Total	831	1201	144.52%
472600-EL CAJON			
Polling Vote Center	749	465	62.08%
Mail Ballots	749	668	89.19%
Total	749	1133	151.27%
472610-EL CAJON			
Polling Vote Center	985	508	51.57%
Mail Ballots	985	803	81.52%
Total	985	1311	133.10%
472800-EL CAJON			
Polling Vote Center	1359	886	65.19%
Mail Ballots	1359	1350	99.34%
Total	1359	2236	164.53%
472890-EL CAJON			
Polling Vote Center	674	405	60.09%
Mail Ballots	674	793	117.66%
Total	674	1198	177.74%
473100-EL CAJON			
Polling Vote Center	559	364	65.12%
Mail Ballots	559	600	107.33%
Total	559	964	172.45%
473200-EL CAJON			
Polling Vote Center	1103	727	65.91%
Mail Ballots	1103	1078	97.73%
Total	1103	1805	163.64%
473510-EL CAJON			
Polling Vote Center	944	588	62.29%
Mail Ballots	944	1011	107.10%
Total	944	1599	169.39%
473700-EL CAJON			
Polling Vote Center	748	502	67.11%
Mail Ballots	748	571	76.34%
Total	748	1073	143.45%
473800-EL CAJON			
Polling Vote Center	946	483	51.06%
Mail Ballots	946	755	79.81%
Total	946	1238	130.87%
474000-EL CAJON			
Polling Vote Center	1174	526	44.80%
Mail Ballots	1174	1010	86.03%
Total	1174	1536	130.83%
474120-EL CAJON			
Polling Vote Center	1399	904	64.62%
Mail Ballots	1399	1148	82.06%
Total	1399	2052	146.68%
474210-EL CAJON			
Polling Vote Center	1010	524	51.88%
Mail Ballots	1010	822	81.39%
Total	1010	1346	133.27%
474310-EL CAJON			
Polling Vote Center	728	406	55.77%
Mail Ballots	728	596	81.87%
Total	728	1002	137.64%
474900-EL CAJON			
Polling Vote Center	605	371	61.32%
Mail Ballots	605	667	110.25%
Total	605	1038	171.57%
475300-EL CAJON			

COUNTY OF SAN DIEGO
 PRESIDENTIAL GENERAL ELECTION
 Tuesday, November 8, 2016

Date:12/07/16
 Time:15:47:38
 Page:3 of 12

Official Results - (San Diego County Portion Only) CITY OF EL CAJON

	TURN OUT		
	Reg. Voters	Cards Cast	% Turnout
Polling Vote Center	1055	628	59.53%
Mail Ballots	1055	859	81.42%
Total	1055	1487	140.95%
475310-EL CAJON			
Polling Vote Center	917	614	66.96%
Mail Ballots	917	711	77.54%
Total	917	1325	144.49%
475500-EL CAJON			
Polling Vote Center	1219	660	54.14%
Mail Ballots	1219	948	77.77%
Total	1219	1608	131.91%
475610-EL CAJON			
Polling Vote Center	564	401	71.10%
Mail Ballots	564	452	80.14%
Total	564	853	151.24%
475800-EL CAJON			
Polling Vote Center	1229	597	48.58%
Mail Ballots	1229	879	71.52%
Total	1229	1476	120.10%
475910-EL CAJON			
Polling Vote Center	855	652	76.26%
Mail Ballots	855	741	86.67%
Total	855	1393	162.92%
476010-EL CAJON			
Polling Vote Center	1562	789	50.51%
Mail Ballots	1562	1260	80.67%
Total	1562	2049	131.18%
476100-EL CAJON			
Polling Vote Center	1143	721	63.08%
Mail Ballots	1143	1147	100.35%
Total	1143	1868	163.43%
476600-EL CAJON			
Polling Vote Center	846	458	54.14%
Mail Ballots	846	752	88.89%
Total	846	1210	143.03%
476710-EL CAJON			
Polling Vote Center	339	178	52.51%
Mail Ballots	339	295	87.02%
Total	339	473	139.53%
476800-EL CAJON			
Polling Vote Center	662	322	48.64%
Mail Ballots	662	842	127.19%
Total	662	1164	175.83%
477210-EL CAJON			
Polling Vote Center	1186	718	60.54%
Mail Ballots	1186	1175	99.07%
Total	1186	1893	159.61%
477230-EL CAJON			
Polling Vote Center	415	264	63.61%
Mail Ballots	415	301	72.53%
Total	415	565	136.14%
477530-EL CAJON			
Polling Vote Center	1055	644	61.04%
Mail Ballots	1055	1045	99.05%
Total	1055	1689	160.09%
477600-EL CAJON			
Polling Vote Center	1323	894	67.57%
Mail Ballots	1323	1199	90.63%
Total	1323	2093	158.20%
999001-EL CAJON-VBM			
Polling Vote Center	344	0	0.00%

COUNTY OF SAN DIEGO
 PRESIDENTIAL GENERAL ELECTION
 Tuesday, November 8, 2016

Date:12/07/16
 Time:15:47:38
 Page:4 of 12

Official Results - (San Diego County Portion Only) CITY OF EL CAJON

	TURN OUT		
	Reg. Voters	Cards Cast	% Turnout
Mail Ballots	344	569	165.41%
Total	344	569	165.41%
999002-EL CAJON-VBM			
Polling Vote Center	559	0	0.00%
Mail Ballots	559	927	165.83%
Total	559	927	165.83%
999003-EL CAJON-VBM			
Polling Vote Center	0	0	-
Mail Ballots	0	0	-
Total	0	0	-
999004-EL CAJON-VBM			
Polling Vote Center	54	0	0.00%
Mail Ballots	54	84	155.56%
Total	54	84	155.56%
999005-EL CAJON-VBM			
Polling Vote Center	3	0	0.00%
Mail Ballots	3	4	133.33%
Total	3	4	133.33%
999006-EL CAJON-VBM			
Polling Vote Center	209	0	0.00%
Mail Ballots	209	341	163.16%
Total	209	341	163.16%
999007-EL CAJON-VBM			
Polling Vote Center	30	0	0.00%
Mail Ballots	30	48	160.00%
Total	30	48	160.00%
999117-EL CAJON-VBM			
Polling Vote Center	0	0	-
Mail Ballots	0	0	-
Total	0	0	-
999118-EL CAJON-VBM			
Polling Vote Center	154	0	0.00%
Mail Ballots	154	236	153.25%
Total	154	236	153.25%
999119-EL CAJON-VBM			
Polling Vote Center	5	0	0.00%
Mail Ballots	5	8	160.00%
Total	5	8	160.00%
999120-EL CAJON-VBM			
Polling Vote Center	5	0	0.00%
Mail Ballots	5	2	40.00%
Total	5	2	40.00%
999121-EL CAJON-VBM			
Polling Vote Center	144	0	0.00%
Mail Ballots	144	222	154.17%
Total	144	222	154.17%
999122-EL CAJON-VBM			
Polling Vote Center	2	0	0.00%
Mail Ballots	2	4	200.00%
Total	2	4	200.00%
999123-EL CAJON-VBM			
Polling Vote Center	1	0	0.00%
Mail Ballots	1	2	200.00%
Total	1	2	200.00%
999124-EL CAJON-VBM			
Polling Vote Center	18	0	0.00%
Mail Ballots	18	28	155.56%
Total	18	28	155.56%
999125-EL CAJON-VBM			
Polling Vote Center	1	0	0.00%
Mail Ballots	1	0	0.00%

COUNTY OF SAN DIEGO
PRESIDENTIAL GENERAL ELECTION

Date: 12/07/16
Time: 15:47:38
Page: 5 of 12

Tuesday, November 8, 2016

Official Results - (San Diego County Portion Only) CITY OF EL CAJON

	TURN OUT		
	Reg. Voters	Cards Cast	% Turnout
Total	1	0	0.00%
999511-EL CAJON-VBM			
Polling Vote Center	3	0	0.00%
Mail Ballots	3	6	200.00%
Total	3	6	200.00%
Total	41566	24322	58.51%
Polling Vote Center	41566	38989	93.80%
Mail Ballots	41566	63311	152.31%
Total	41566	63311	152.31%
COUNTY-WIDE OFFICE			
COUNTY-WIDE OFFICES			
Polling Vote Center	41566	24322	58.51%
Mail Ballots	41566	38989	93.80%
Total	41566	63311	152.31%
Total	41566	63311	152.31%
Polling Vote Center	41566	24322	58.51%
Mail Ballots	41566	38989	93.80%
Total	41566	63311	152.31%
STATE BOARD OF EQUALIZATION			
4TH BD OF EQUAL DIST			
Polling Vote Center	41566	24322	58.51%
Mail Ballots	41566	38989	93.80%
Total	41566	63311	152.31%
Total	41566	63311	152.31%
Polling Vote Center	41566	24322	58.51%
Mail Ballots	41566	38989	93.80%
Total	41566	63311	152.31%
STATE SENATORIAL DIST'S 2011			
2011 38TH SENATORIAL DIST			
Polling Vote Center	41566	24322	58.51%
Mail Ballots	41566	38989	93.80%
Total	41566	63311	152.31%
Total	41566	63311	152.31%
Polling Vote Center	41566	24322	58.51%
Mail Ballots	41566	38989	93.80%
Total	41566	63311	152.31%
STATE ASSEMBLY DIST'S 2011			
2011 71ST ASSEMBLY DIST			
Polling Vote Center	41563	24322	58.52%
Mail Ballots	41563	38983	93.79%
Total	41563	63305	152.31%
2011 79TH ASSEMBLY DIST			
Polling Vote Center	3	0	0.00%
Mail Ballots	3	6	200.00%
Total	3	6	200.00%
Total	41566	63311	152.31%
Polling Vote Center	41566	24322	58.51%
Mail Ballots	41566	38989	93.80%
Total	41566	63311	152.31%
SUPERVISORIAL DISTRICTS 2011			
2011 2ND SUPERVISORIAL DIST			
Polling Vote Center	41566	24322	58.51%
Mail Ballots	41566	38989	93.80%
Total	41566	63311	152.31%
Total	41566	63311	152.31%
Polling Vote Center	41566	24322	58.51%

COUNTY OF SAN DIEGO
 PRESIDENTIAL GENERAL ELECTION
 Tuesday, November 8, 2016

Date: 12/07/16
 Time: 15:47:38
 Page: 6 of 12

Official Results - (San Diego County Portion Only) CITY OF EL CAJON

	TURN OUT		
	Reg. Voters	Cards Cast	% Turnout
Mail Ballots	41566	38989	93.80%
Total	41566	63311	152.31%
COBOARD OF EDUCATION 2011			
No Matching District			
Polling Vote Center	41566	24322	58.51%
Mail Ballots	41566	38989	93.80%
Total	41566	63311	152.31%
Total			
Polling Vote Center	41566	24322	58.51%
Mail Ballots	41566	38989	93.80%
Total	41566	63311	152.31%
INCORP CITIES - OVERALL			
EL CAJON 470000-478500			
Polling Vote Center	41566	24322	58.51%
Mail Ballots	41566	38989	93.80%
Total	41566	63311	152.31%
Total			
Polling Vote Center	41566	24322	58.51%
Mail Ballots	41566	38989	93.80%
Total	41566	63311	152.31%
UNINCORPORATED AREA			
No Matching District			
Polling Vote Center	41566	24322	58.51%
Mail Ballots	41566	38989	93.80%
Total	41566	63311	152.31%
Total			
Polling Vote Center	41566	24322	58.51%
Mail Ballots	41566	38989	93.80%
Total	41566	63311	152.31%
INCORP CITY COUNCIL DIST'S 2011			
No Matching District			
Polling Vote Center	41566	24322	58.51%
Mail Ballots	41566	38989	93.80%
Total	41566	63311	152.31%
Total			
Polling Vote Center	41566	24322	58.51%
Mail Ballots	41566	38989	93.80%
Total	41566	63311	152.31%

COUNTY OF SAN DIEGO
PRESIDENTIAL GENERAL ELECTION
Tuesday, November 8, 2016

Date: 12/07/16
Time: 15:47:38
Page: 7 of 12

Official Results - (San Diego County Portion Only) CITY OF EL CAJON

	MEAS S - CITY OF EL CAJON Ch. Amndmt. Req. Dist. Elections					
	Reg. Voters	Times Counted	Total Votes	YES		NO
Jurisdiction Wide						
470400-EL CAJON						
Polling Vote Center	964	318	262	171	65.27%	91 34.73%
Mail Ballots	964	539	470	331	70.43%	139 29.57%
Total	964	857	732	502	68.58%	230 31.42%
470440-EL CAJON						
Polling Vote Center	299	93	79	53	67.09%	26 32.91%
Mail Ballots	299	165	143	105	73.43%	38 26.57%
Total	299	258	222	158	71.17%	64 28.83%
470450-EL CAJON						
Polling Vote Center	621	186	166	101	60.84%	65 39.16%
Mail Ballots	621	361	312	216	69.23%	96 30.77%
Total	621	547	478	317	66.32%	161 33.68%
470500-EL CAJON						
Polling Vote Center	1353	383	311	213	68.49%	98 31.51%
Mail Ballots	1353	765	684	473	69.15%	211 30.85%
Total	1353	1148	995	686	68.94%	309 31.06%
470800-EL CAJON						
Polling Vote Center	1408	406	342	231	67.54%	111 32.46%
Mail Ballots	1408	690	617	433	70.18%	184 29.82%
Total	1408	1096	959	664	69.24%	295 30.76%
471160-EL CAJON						
Polling Vote Center	980	337	282	191	67.73%	91 32.27%
Mail Ballots	980	362	313	240	76.68%	73 23.32%
Total	980	699	595	431	72.44%	164 27.56%
471300-EL CAJON						
Polling Vote Center	347	125	90	64	71.11%	26 28.89%
Mail Ballots	347	165	137	109	79.56%	28 20.44%
Total	347	290	227	173	76.21%	54 23.79%
471790-EL CAJON						
Polling Vote Center	593	197	157	111	70.70%	46 29.30%
Mail Ballots	593	289	246	169	68.70%	77 31.30%
Total	593	486	403	280	69.48%	123 30.52%
471810-EL CAJON						
Polling Vote Center	620	240	181	120	66.30%	61 33.70%
Mail Ballots	620	255	229	152	66.38%	77 33.62%
Total	620	495	410	272	66.34%	138 33.66%
471900-EL CAJON						
Polling Vote Center	464	203	148	99	66.89%	49 33.11%
Mail Ballots	464	193	177	124	70.06%	53 29.94%
Total	464	396	325	223	68.62%	102 31.38%
472000-EL CAJON						
Polling Vote Center	499	165	130	89	68.46%	41 31.54%
Mail Ballots	499	256	237	168	70.89%	69 29.11%
Total	499	421	367	257	70.03%	110 29.97%
472020-EL CAJON						
Polling Vote Center	563	167	141	85	60.28%	56 39.72%
Mail Ballots	563	322	286	184	64.34%	102 35.66%
Total	563	489	427	269	63.00%	158 37.00%
472200-EL CAJON						
Polling Vote Center	715	268	202	140	69.31%	62 30.69%
Mail Ballots	715	251	225	162	72.00%	63 28.00%
Total	715	519	427	302	70.73%	125 29.27%
472210-EL CAJON						
Polling Vote Center	1052	300	262	162	61.83%	100 38.17%
Mail Ballots	1052	480	447	333	74.50%	114 25.50%
Total	1052	780	709	495	69.82%	214 30.18%
472310-EL CAJON						
Polling Vote Center	1372	426	357	246	68.91%	111 31.09%
Mail Ballots	1372	556	511	364	71.23%	147 28.77%
Total	1372	982	868	610	70.28%	258 29.72%

COUNTY OF SAN DIEGO
PRESIDENTIAL GENERAL ELECTION

Date:12/07/16
Time:15:47:38
Page:8 of 12

Tuesday, November 8, 2016
Official Results - (San Diego County Portion Only) CITY OF EL CAJON

	MEAS S - CITY OF EL CAJON Ch. Amdmt. Req. Dist. Elections					
	Reg. Voters	Times Counted	Total Votes	YES		NO
472500-EL CAJON						
Polling Vote Center	831	247	205	141	68.78%	64 31.22%
Mail Ballots	831	352	317	227	71.61%	90 28.39%
Total	831	599	522	368	70.50%	154 29.50%
472600-EL CAJON						
Polling Vote Center	749	232	181	107	59.12%	74 40.88%
Mail Ballots	749	333	299	208	69.57%	91 30.43%
Total	749	565	480	315	65.63%	165 34.38%
472610-EL CAJON						
Polling Vote Center	985	254	221	162	73.30%	59 26.70%
Mail Ballots	985	400	347	247	71.18%	100 28.82%
Total	985	654	568	409	72.01%	159 27.99%
472800-EL CAJON						
Polling Vote Center	1359	443	354	229	64.69%	125 35.31%
Mail Ballots	1359	674	601	409	68.05%	192 31.95%
Total	1359	1117	955	638	66.81%	317 33.19%
472890-EL CAJON						
Polling Vote Center	674	203	165	101	61.21%	64 38.79%
Mail Ballots	674	397	354	235	66.38%	119 33.62%
Total	674	600	519	336	64.74%	183 35.26%
473100-EL CAJON						
Polling Vote Center	559	182	153	102	66.67%	51 33.33%
Mail Ballots	559	299	255	184	72.16%	71 27.84%
Total	559	481	408	286	70.10%	122 29.90%
473200-EL CAJON						
Polling Vote Center	1103	364	303	221	72.94%	82 27.06%
Mail Ballots	1103	536	460	330	71.74%	130 28.26%
Total	1103	900	763	551	72.21%	212 27.79%
473510-EL CAJON						
Polling Vote Center	944	294	244	152	62.30%	92 37.70%
Mail Ballots	944	504	458	322	70.31%	136 29.69%
Total	944	798	702	474	67.52%	228 32.48%
473700-EL CAJON						
Polling Vote Center	748	251	178	120	67.42%	58 32.58%
Mail Ballots	748	284	245	184	75.10%	61 24.90%
Total	748	535	423	304	71.87%	119 28.13%
473800-EL CAJON						
Polling Vote Center	946	241	210	149	70.95%	61 29.05%
Mail Ballots	946	377	333	242	72.67%	91 27.33%
Total	946	618	543	391	72.01%	152 27.99%
474000-EL CAJON						
Polling Vote Center	1174	263	195	134	68.72%	61 31.28%
Mail Ballots	1174	498	452	329	72.79%	123 27.21%
Total	1174	761	647	463	71.56%	184 28.44%
474120-EL CAJON						
Polling Vote Center	1399	452	298	202	67.79%	96 32.21%
Mail Ballots	1399	570	493	361	73.23%	132 26.77%
Total	1399	1022	791	563	71.18%	228 28.82%
474210-EL CAJON						
Polling Vote Center	1010	262	196	156	79.59%	40 20.41%
Mail Ballots	1010	406	367	262	71.39%	105 28.61%
Total	1010	668	563	418	74.25%	145 25.75%
474310-EL CAJON						
Polling Vote Center	728	203	158	104	65.82%	54 34.18%
Mail Ballots	728	295	263	192	73.00%	71 27.00%
Total	728	498	421	296	70.31%	125 29.69%
474900-EL CAJON						
Polling Vote Center	605	185	143	92	64.34%	51 35.66%
Mail Ballots	605	334	296	196	66.22%	100 33.78%
Total	605	519	439	288	65.60%	151 34.40%
475300-EL CAJON						

COUNTY OF SAN DIEGO
PRESIDENTIAL GENERAL ELECTION

Date:12/07/16
Time:15:47:38
Page:9 of 12

Tuesday, November 8, 2016
Official Results - (San Diego County Portion Only) CITY OF EL CAJON

	MEAS S - CITY OF EL CAJON Ch. Amdmt. Req. Dist. Elections						
	Reg. Voters	Times Counted	Total Votes	YES		NO	
Polling Vote Center	1055	314	274	175	63.87%	99	36.13%
Mail Ballots	1055	430	379	262	69.13%	117	30.87%
Total	1055	744	653	437	66.92%	216	33.08%
475310-EL CAJON							
Polling Vote Center	917	307	262	174	66.41%	88	33.59%
Mail Ballots	917	352	308	219	71.10%	89	28.90%
Total	917	659	570	393	68.95%	177	31.05%
475500-EL CAJON							
Polling Vote Center	1219	330	254	172	67.72%	82	32.28%
Mail Ballots	1219	473	423	319	75.41%	104	24.59%
Total	1219	803	677	491	72.53%	186	27.47%
475610-EL CAJON							
Polling Vote Center	564	201	133	102	76.69%	31	23.31%
Mail Ballots	564	227	194	144	74.23%	50	25.77%
Total	564	428	327	246	75.23%	81	24.77%
475800-EL CAJON							
Polling Vote Center	1229	298	243	169	69.55%	74	30.45%
Mail Ballots	1229	439	401	298	74.31%	103	25.69%
Total	1229	737	644	467	72.52%	177	27.48%
475910-EL CAJON							
Polling Vote Center	855	326	274	174	63.50%	100	36.50%
Mail Ballots	855	370	322	229	71.12%	93	28.88%
Total	855	696	596	403	67.62%	193	32.38%
476010-EL CAJON							
Polling Vote Center	1562	395	341	234	68.62%	107	31.38%
Mail Ballots	1562	628	546	373	68.32%	173	31.68%
Total	1562	1023	887	607	68.43%	280	31.57%
476100-EL CAJON							
Polling Vote Center	1143	360	302	205	67.88%	97	32.12%
Mail Ballots	1143	571	499	354	70.94%	145	29.06%
Total	1143	931	801	559	69.79%	242	30.21%
476600-EL CAJON							
Polling Vote Center	846	229	196	134	68.37%	62	31.63%
Mail Ballots	846	376	339	230	67.85%	109	32.15%
Total	846	605	535	364	68.04%	171	31.96%
476710-EL CAJON							
Polling Vote Center	339	89	79	52	65.82%	27	34.18%
Mail Ballots	339	148	132	96	72.73%	36	27.27%
Total	339	237	211	148	70.14%	63	29.86%
476800-EL CAJON							
Polling Vote Center	662	161	122	89	72.95%	33	27.05%
Mail Ballots	662	420	374	264	70.59%	110	29.41%
Total	662	581	496	353	71.17%	143	28.83%
477210-EL CAJON							
Polling Vote Center	1186	360	288	184	63.89%	104	36.11%
Mail Ballots	1186	583	494	360	72.87%	134	27.13%
Total	1186	943	782	544	69.57%	238	30.43%
477230-EL CAJON							
Polling Vote Center	415	132	99	64	64.65%	35	35.35%
Mail Ballots	415	149	135	89	65.93%	46	34.07%
Total	415	281	234	153	65.38%	81	34.62%
477530-EL CAJON							
Polling Vote Center	1055	322	253	164	64.82%	89	35.18%
Mail Ballots	1055	522	465	323	69.46%	142	30.54%
Total	1055	844	718	487	67.83%	231	32.17%
477600-EL CAJON							
Polling Vote Center	1323	447	368	223	60.60%	145	39.40%
Mail Ballots	1323	596	532	353	66.35%	179	33.65%
Total	1323	1043	900	576	64.00%	324	36.00%
999001-EL CAJON-VBM							
Polling Vote Center	344	0	0	0	-	0	-

COUNTY OF SAN DIEGO
 PRESIDENTIAL GENERAL ELECTION
 Tuesday, November 8, 2016

Date:12/07/16
 Time:15:47:38
 Page:10 of 12

Official Results - (San Diego County Portion Only) CITY OF EL CAJON

	MEAS S - CITY OF EL CAJON Ch. Amdmt. Req. Dist. Elections					
	Reg. Voters	Times Counted	Total Votes	YES	NO	
Mail Ballots	344	284	251	147	58.57%	104 41.43%
Total	344	284	251	147	58.57%	104 41.43%
999002-EL CAJON-VBM						
Polling Vote Center	559	0	0	0	-	0 -
Mail Ballots	559	462	406	269	66.26%	137 33.74%
Total	559	462	406	269	66.26%	137 33.74%
999003-EL CAJON-VBM						
Polling Vote Center	0	0	0	0	-	0 -
Mail Ballots	0	0	0	0	-	0 -
Total	0	0	0	0	-	0 -
999004-EL CAJON-VBM						
Polling Vote Center	54	0	0	0	-	0 -
Mail Ballots	54	42	40	26	65.00%	14 35.00%
Total	54	42	40	26	65.00%	14 35.00%
999005-EL CAJON-VBM						
Polling Vote Center	3	0	0	0	-	0 -
Mail Ballots	3	2	2	2	100.00%	0 0.00%
Total	3	2	2	2	100.00%	0 0.00%
999006-EL CAJON-VBM						
Polling Vote Center	209	0	0	0	-	0 -
Mail Ballots	209	170	146	102	69.86%	44 30.14%
Total	209	170	146	102	69.86%	44 30.14%
999007-EL CAJON-VBM						
Polling Vote Center	30	0	0	0	-	0 -
Mail Ballots	30	24	22	13	59.09%	9 40.91%
Total	30	24	22	13	59.09%	9 40.91%
999117-EL CAJON-VBM						
Polling Vote Center	0	0	0	0	-	0 -
Mail Ballots	0	0	0	0	-	0 -
Total	0	0	0	0	-	0 -
999118-EL CAJON-VBM						
Polling Vote Center	154	0	0	0	-	0 -
Mail Ballots	154	118	100	66	66.00%	34 34.00%
Total	154	118	100	66	66.00%	34 34.00%
999119-EL CAJON-VBM						
Polling Vote Center	5	0	0	0	-	0 -
Mail Ballots	5	4	4	2	50.00%	2 50.00%
Total	5	4	4	2	50.00%	2 50.00%
999120-EL CAJON-VBM						
Polling Vote Center	5	0	0	0	-	0 -
Mail Ballots	5	1	1	1	100.00%	0 0.00%
Total	5	1	1	1	100.00%	0 0.00%
999121-EL CAJON-VBM						
Polling Vote Center	144	0	0	0	-	0 -
Mail Ballots	144	111	94	67	71.28%	27 28.72%
Total	144	111	94	67	71.28%	27 28.72%
999122-EL CAJON-VBM						
Polling Vote Center	2	0	0	0	-	0 -
Mail Ballots	2	2	2	0	0.00%	2 100.00%
Total	2	2	2	0	0.00%	2 100.00%
999123-EL CAJON-VBM						
Polling Vote Center	1	0	0	0	-	0 -
Mail Ballots	1	1	1	0	0.00%	1 100.00%
Total	1	1	1	0	0.00%	1 100.00%
999124-EL CAJON-VBM						
Polling Vote Center	18	0	0	0	-	0 -
Mail Ballots	18	14	9	9	100.00%	0 0.00%
Total	18	14	9	9	100.00%	0 0.00%
999125-EL CAJON-VBM						
Polling Vote Center	1	0	0	0	-	0 -
Mail Ballots	1	0	0	0	-	0 -

COUNTY OF SAN DIEGO
 PRESIDENTIAL GENERAL ELECTION
 Tuesday, November 8, 2016

Date: 12/07/16
 Time: 15:47:38
 Page: 11 of 12

Official Results - (San Diego County Portion Only) CITY OF EL CAJON

	MEAS S - CITY OF EL CAJON Ch. Amdmt. Req. Dist. Elections					
	Reg. Voters	Times Counted	Total Votes	YES	NO	
Total	1	0	0	0	-	0
999511-EL CAJON-VBM						
Polling Vote Center	3	0	0	0	-	0
Mail Ballots	3	3	1	0	0.00%	1 100.00%
Total	3	3	1	0	0.00%	1 100.00%
Total	41566	12161	9802	6563	66.96%	3239 33.04%
Polling Vote Center	41566	19430	17196	12108	70.41%	5088 29.59%
Mail Ballots	41566	31591	26998	18671	69.16%	8327 30.84%
COUNTY-WIDE OFFICE						
COUNTY-WIDE OFFICES						
Polling Vote Center	41566	12161	9802	6563	66.96%	3239 33.04%
Mail Ballots	41566	19430	17196	12108	70.41%	5088 29.59%
Total	41566	31591	26998	18671	69.16%	8327 30.84%
Total	41566	12161	9802	6563	66.96%	3239 33.04%
Polling Vote Center	41566	19430	17196	12108	70.41%	5088 29.59%
Mail Ballots	41566	31591	26998	18671	69.16%	8327 30.84%
STATE BOARD OF EQUALIZATION						
4TH BD OF EQUAL DIST						
Polling Vote Center	41566	12161	9802	6563	66.96%	3239 33.04%
Mail Ballots	41566	19430	17196	12108	70.41%	5088 29.59%
Total	41566	31591	26998	18671	69.16%	8327 30.84%
Total	41566	12161	9802	6563	66.96%	3239 33.04%
Polling Vote Center	41566	19430	17196	12108	70.41%	5088 29.59%
Mail Ballots	41566	31591	26998	18671	69.16%	8327 30.84%
STATE SENATORIAL DIST'S 2011						
2011 38TH SENATORIAL DIST						
Polling Vote Center	41566	12161	9802	6563	66.96%	3239 33.04%
Mail Ballots	41566	19430	17196	12108	70.41%	5088 29.59%
Total	41566	31591	26998	18671	69.16%	8327 30.84%
Total	41566	12161	9802	6563	66.96%	3239 33.04%
Polling Vote Center	41566	19430	17196	12108	70.41%	5088 29.59%
Mail Ballots	41566	31591	26998	18671	69.16%	8327 30.84%
STATE ASSEMBLY DIST'S 2011						
2011 71ST ASSEMBLY DIST						
Polling Vote Center	41563	12161	9802	6563	66.96%	3239 33.04%
Mail Ballots	41563	19427	17195	12108	70.42%	5087 29.58%
Total	41563	31588	26997	18671	69.16%	8326 30.84%
2011 79TH ASSEMBLY DIST						
Polling Vote Center	3	0	0	0	-	0
Mail Ballots	3	3	1	0	0.00%	1 100.00%
Total	3	3	1	0	0.00%	1 100.00%
Total	41566	12161	9802	6563	66.96%	3239 33.04%
Polling Vote Center	41566	19430	17196	12108	70.41%	5088 29.59%
Mail Ballots	41566	31591	26998	18671	69.16%	8327 30.84%
SUPERVISORIAL DISTRICTS 2011						
2011 2ND SUPERVISORIAL DIST						
Polling Vote Center	41566	12161	9802	6563	66.96%	3239 33.04%
Mail Ballots	41566	19430	17196	12108	70.41%	5088 29.59%
Total	41566	31591	26998	18671	69.16%	8327 30.84%
Total	41566	12161	9802	6563	66.96%	3239 33.04%

COUNTY OF SAN DIEGO
 PRESIDENTIAL GENERAL ELECTION
 Tuesday, November 8, 2016

Date: 12/07/16
 Time: 15:47:38
 Page: 12 of 12

Official Results - (San Diego County Portion Only) CITY OF EL CAJON

	MEAS S - CITY OF EL CAJON		Ch. Amdmt. Req. Dist. Elections			
	Reg. Voters	Times Counted	Total Votes	YES	NO	
Mail Ballots	41566	19430	17196	12108	70.41%	5088 29.59%
Total	41566	31591	26998	18671	69.16%	8327 30.84%
COBOARD OF EDUCATION 2011						
No Matching District						
Polling Vote Center	41566	12161	9802	6563	66.96%	3239 33.04%
Mail Ballots	41566	19430	17196	12108	70.41%	5088 29.59%
Total	41566	31591	26998	18671	69.16%	8327 30.84%
Total						
Polling Vote Center	41566	12161	9802	6563	66.96%	3239 33.04%
Mail Ballots	41566	19430	17196	12108	70.41%	5088 29.59%
Total	41566	31591	26998	18671	69.16%	8327 30.84%
INCORP CITIES - OVERALL						
EL CAJON 470000-478500						
Polling Vote Center	41566	12161	9802	6563	66.96%	3239 33.04%
Mail Ballots	41566	19430	17196	12108	70.41%	5088 29.59%
Total	41566	31591	26998	18671	69.16%	8327 30.84%
Total						
Polling Vote Center	41566	12161	9802	6563	66.96%	3239 33.04%
Mail Ballots	41566	19430	17196	12108	70.41%	5088 29.59%
Total	41566	31591	26998	18671	69.16%	8327 30.84%
UNINCORPORATED AREA						
No Matching District						
Polling Vote Center	41566	12161	9802	6563	66.96%	3239 33.04%
Mail Ballots	41566	19430	17196	12108	70.41%	5088 29.59%
Total	41566	31591	26998	18671	69.16%	8327 30.84%
Total						
Polling Vote Center	41566	12161	9802	6563	66.96%	3239 33.04%
Mail Ballots	41566	19430	17196	12108	70.41%	5088 29.59%
Total	41566	31591	26998	18671	69.16%	8327 30.84%
INCORP CITY COUNCIL DIST'S 2011						
No Matching District						
Polling Vote Center	41566	12161	9802	6563	66.96%	3239 33.04%
Mail Ballots	41566	19430	17196	12108	70.41%	5088 29.59%
Total	41566	31591	26998	18671	69.16%	8327 30.84%
Total						
Polling Vote Center	41566	12161	9802	6563	66.96%	3239 33.04%
Mail Ballots	41566	19430	17196	12108	70.41%	5088 29.59%
Total	41566	31591	26998	18671	69.16%	8327 30.84%

Text of Amended Section 201
(Deletions in ~~strikethrough~~; additions double underlined)

Article 2
Form of Government

Section 201. Legislative Body; Composition, Elections and Terms

The legislative body of the City shall consist of a Mayor, who shall be elected directly, and four persons elected at-large by districts. This legislative body shall be known as the City Council, and each of its members shall be known as "Council Members."

No person shall be eligible to hold the office of Mayor, or to be elected or appointed to the office of Mayor, unless such person is a resident and registered voter of the City or territory annexed to the City at the time of filing the nomination papers or at the time of appointment to such office. To be eligible to seek election or appointment to the office of Council Member, a person must be a registered voter of the City and resident of the Council district, which that person seeks to represent at the time of filing the nomination papers for such office, or at the time of appointment to such office. The Mayor and Council Members must continue to reside as set out herein during his or her incumbency, and shall be removed from office upon ceasing to be such a resident.

The Mayor shall be elected by the qualified voters of the City directly and ~~the~~ each of the four Council Members shall be elected by district by the qualified voters of one of four (4) districts designated by number within the City at a general municipal election to be held on the first Tuesday after the first Monday of November of every even-numbered year. The term "by districts" shall mean the election of eligible persons, as defined herein, to the office of Council Member by voters of each district alone.

For the purpose of electing Council Members, excepting the Mayor, the City shall be divided into four (4) numbered districts before December 31, 2017. The boundaries of the four districts shall be set by ordinance of the City Council and established initially by reference to the federal decennial census of 2010. Thereafter, the boundaries of such districts shall be subject to alteration and change following each federal decennial census commencing with the 2020 census, and following any annexation of territory to the City, which the Council finds results in a significant deviation from an equal number of people in each district. No later than December 31st of the year following the year in which each decennial federal census is taken, the City Council shall adopt an ordinance to divide the City into four Council districts. Any such redistricting shall become effective at the expiration of the term of the Member from the district at the time of redistricting. Prior to establishing or modifying boundaries the City shall conduct a series of public meetings throughout the community, in such locations and at such times determined by the City Council that allows residents the opportunity for reasonable participation in the mapping of districts.

EXHIBIT "B"

The establishment of initial districts, and any subsequent boundary adjustments during a Council Member's term, shall not result in a disqualification for membership on the Council during such term.

Their terms of the Mayor and Council Members shall be staggered in the manner as existing at the time of the adoption of this Charter. They shall hold office for the period of four years from and after the date of certification of election results by the City Council and until their successors are elected, and qualified.

The members of the City Council shall not be eligible to any other office or employment with the City during the period of their incumbency, and for a period of one year following the termination of their position on the City Council.



City Clerk

CERTIFICATE OF CITY CLERK

I, Belinda A. Hawley, City Clerk of the City of El Cajon, California, do hereby certify the foregoing to be a true and exact copy of Resolution No. 109-16 duly passed and adopted by the City Council of said City on the date thereon recited.

Belinda A. Hawley

Belinda A. Hawley, CMC, City Clerk



City Clerk

CITY OF EL CAJON
Certification of Documents

STATE OF CALIFORNIA)
) SS:
COUNTY OF SAN DIEGO)


I, Belinda A. Hawley, City Clerk, being the duly authorized Custodian of Records for the City of El Cajon and having authority to certify the records, do hereby certify that the below listed documents, attached hereto, are true and exact copies of official records on file in the City of El Cajon:

- a. Notice of Public Hearing, including Affidavit of Posting and Publication and Proof of Publication
b. Notice of Election, including Affidavit of Posting and Publication and Proof of Publication
c. Impartial Analysis
d. Notice of Dates to File Arguments, including Affidavit of Posting and Publication, and Proof of Publication
e. Argument in Favor of Measure S
f. Argument Against Measure S
g. Rebuttal to Argument in Favor of Measure S
h. Rebuttal to Argument Against Measure S

I further certify that the above-mentioned Notice of Election, as posted and published in the East County Gazette (listing b. above), was translated by a professional translation company, CTS Language Link, Inc., into Vietnamese, Spanish, Tagalog and Chinese, and published in a newspaper of their respective languages.

I declare under the penalty of perjury that the foregoing is true and correct. Executed on December 15, 2016, at El Cajon, California.

Belinda A. Hawley
Belinda A. Hawley, CMC
City Clerk



CITY OF EL CAJON

NOTICE OF PUBLIC HEARING

TO CONSIDER APPROVING A BALLOT MEASURE AMENDING SECTION 201 OF THE EL CAJON CITY CHARTER ESTABLISHING DISTRICTS FOR FUTURE ELECTIONS OF COUNCILMEMBERS IN THE CITY OF EL CAJON

NOTICE IS HEREBY GIVEN that a public hearing will be held at 7:00 p.m. on Tuesday, August 9, 2016, in the City Council Chambers located at 200 Civic Center Way in El Cajon. The purpose of the public hearing is to provide the public with the opportunity to voice their opinions on a proposed amendment to Section 201 of the El Cajon City Charter in order to establish district elections for future councilmember elections, which amendment would be placed on the ballot for voter approval at the November 8, 2016, general municipal election. The current process as established by the charter is to elect councilmembers at large, from throughout the city.

All comments and other inquiries should be forwarded to the City of El Cajon City Clerk's office, 200 Civic Center Way, El Cajon, CA 92020 or call (619) 441-1763. Public input is welcome and encouraged on the proposed charter amendment. The public may participate in written form prior to the public hearing or orally during the hearing.

The City of El Cajon is endeavoring to be in total compliance with the Americans with Disabilities Act. This material is available in alternate formats such as large print or computer disk for individuals with disabilities and will also be made available in Spanish upon request. If you are a non-English speaking resident or a citizen with speech or hearing impairments, and wish to review the documents or comment at the Public Hearing or require any other form of assistance or auxiliary aids in order to participate at Public Hearings, please contact the City Clerk's Office at (619) 441-1763, as far in advance of the meeting as possible.



CITY OF EL CAJON
AFFIDAVIT OF POSTING AND PUBLICATION

STATE OF CALIFORNIA)
) SS
COUNTY OF SAN DIEGO)

BELINDA A. HAWLEY, CMC, being duly sworn, deposes and says:

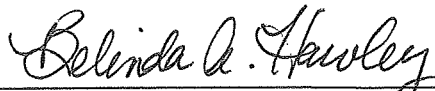
That I am the duly appointed, qualified City Clerk of the City of El Cajon, California;

That on July 28, 2016 at the hour of 9:00 o'clock a.m. the attached Public Notice for a hearing to be held on August 9, 2016 at 7:00 p.m. to consider: **Approving a Ballot Measure Amending Section 201 of the El Cajon city Charter Establishing Districts for Future Elections of Councilmembers in the City of El Cajon**, was posted in the kiosk outside the Council Chambers at 200 Civic Center Way, El Cajon, California.

The Notice was also published in the East County Gazette on July 28, 2016.

I declare under penalty of perjury that the foregoing is true and correct.

Executed on December 6, 2016, at El Cajon, California.



BELINDA A. HAWLEY, CMC
CITY CLERK




CITY OF EL CAJON
DECLARATION OF MAILING NOTICE

I, BELINDA A. HAWLEY, being duly sworn, declare under penalty of perjury that the attached Public Notice for a hearing to be held on August 9, 2016 at 7:00 p.m. to consider: **Approving a Ballot Measure Amending Section 201 of the El Cajon city Charter Establishing Districts for Future Elections of Councilmembers in the City of El Cajon**, was mailed to the parties listed below on July 27, 2016.

Executed this 27th day of July, 2016, at El Cajon, California.

El Cajon Branch
San Diego County Library
201 E. Douglas Ave.
El Cajon, CA 92020

El Cajon Branch
San Diego County Library
576 Garfield Ave.
El Cajon, CA 92020



BELINDA A. HAWLEY, CMG
CITY CLERK

Total notices mailed: 2



PO BOX 697., El Cajon, CA 92022
365 Broadway Suite 204, EL Cajon, CA 92021
Phone: (619) 444-5774 • Fax: (619) 444-5779
e-mail: legals@ecgazette.com

PROOF OF PUBLICATION

CITY OF EL CAJON

State of California)
County of San Diego) SS

Notice Type: LEGAL
Ad Description: EAST COUNTY GAZETTE

I am a citizen of the United States and a resident of the State of California: I am over the age of eighteen years. I am the owner and publisher of the EAST COUNTY GAZETTE, a newspaper published in the English language in the city of El Cajon, County of San Diego. The notice, of which the annexed is a printed copy, has been published in each regular and entire issue of said newspaper and not in any supplement thereof on the following dates, to-wit:

Executed on: 07/21/16
At San Diego County, California

I certify (or declare) under penalty of perjury that the foregoing is true and correct.

Signature

Debbie Norman



CITY OF EL CAJON

NOTICE OF PUBLIC HEARING

**TO CONSIDER APPROVING A
BALLOT MEASURE
AMENDING SECTION 201
OF THE EL CAJON CITY
CHARTER ESTABLISHING DISTRICTS
FOR FUTURE ELECTIONS
OF COUNCILMEMBERS
IN THE CITY OF EL CAJON**

NOTICE IS HEREBY GIVEN that a public hearing will be held at 7:00 p.m. on Tuesday, August 9, 2016, in the City Council Chambers located at 200 Civic Center Way in El Cajon. The purpose of the public hearing is to provide the public with the opportunity to voice their opinions on a proposed amendment to Section 201 of the El Cajon City Charter in order to establish district elections for future councilmember elections, which amendment would be placed on the ballot for voter approval at the November 8, 2016, general municipal election. The current process as established by the charter is to elect councilmembers at large, from throughout the city.

All comments and other inquiries should be forwarded to the City of El Cajon City Clerk's office, 200 Civic Center Way, El Cajon, CA 92020 or call (619) 441-1763. Public input is welcome and encouraged on the proposed charter amendment. The public may participate in written form prior to the public hearing or orally during the hearing.

The City of El Cajon is endeavoring to be in total compliance with the Americans with Disabilities Act. This material is available in alternate formats such as large print or computer disk for individuals with disabilities and will also be made available in Spanish upon request. If you are a non-English speaking resident or a citizen with speech or hearing impairments, and wish to review the documents or comment at the Public Hearing or require any other form of assistance or auxiliary aids in order to participate at Public Hearings, please contact the City Clerk's Office at (619) 441-1763, as far in advance of the meeting as possible.

East County Gazette - GIE030790
07/28/16

**NOTICE OF ELECTION
CITY OF EL CAJON**

NOTICE IS HEREBY GIVEN that a General Municipal Election, consolidated with the Presidential General Election, will be held in the City of El Cajon, California, on **Tuesday, November 8, 2016** for the following Ballot Measure:

Do you approve amending Section 201 of the City of El Cajon Charter to require election of City Council members by geographic districts in which they reside beginning with the general municipal election to be held in 2018?	YES
	NO

PROPOSED AMENDMENT OF CITY CHARTER: A measure submitted by the El Cajon City Council to the voters at the November 8, 2016 General Municipal Election. If approved at the election, the measure would amend Article 2, Section 201 of the Charter of the City of El Cajon to provide for the election of Council Members by districts. Council Members would be elected by the voters in each of four (4) districts to be established, and (if necessary) modified from time to time according to the federal decennial census, beginning with the census of 2010. The stated purpose of this type of voting method is to offer improved opportunities for representation of minority voters in electing Council Members. District elections would apply beginning with the City's general municipal election in 2018.


A copy of the proposed charter amendment is available for viewing in the City Clerk's office, (619) 441-1763.

The polls will be open between the hours of 7:00 AM and 8:00 PM on Election Day.

CITY OF EL CAJON

Belinda A. Hawley, CMC
City Clerk

Dated: August 10, 2016



**AFFIDAVIT OF POSTING AND PUBLICATION
OF NOTICE OF ELECTION – BALLOT MEASURE**

STATE OF CALIFORNIA)
) SS
COUNTY OF SAN DIEGO)

BELINDA A. HAWLEY, CMC, being duly sworn, deposes and says:


That I am the duly appointed, qualified City Clerk of the City of El Cajon, California;

That on September 21, 2016, at the hour of 9:00 o'clock a.m., I caused to be posted a copy of the **Notice of Election for the November 8, 2016 General Municipal Election**, for a ballot measure amending Section 201 of the City of El Cajon Charter, in the kiosk outside the Council Chambers at 200 Civic Center Way, El Cajon, California.

Notice was also published on September 22, 2016, in the East County Gazette, on September 23, 2016, in the Epoch Times (Chinese), Nguoi Viet Today (Vietnamese) and in La Prensa (Spanish); and on September 17, 2016 in The Filipino Press (Tagalog).

I declare under penalty of perjury that the foregoing is true and correct.

Executed on December 6, 2016, at El Cajon, California.



BELINDA A. HAWLEY, CMC
CITY CLERK



PO BOX 697., El Cajon, CA 92022
 365 Broadway Suite 204, EL Cajon, CA 92021
 Phone: (619) 444-5774 • Fax: (619) 444-5779
 e-mail: brice@ecgazette.com

PROOF OF PUBLICATION

CITY OF EL CAJON

State of California)
 County of San Diego) SS

Notice Type: LEGAL

Ad Description: EAST COUNTY GAZETTE

I am a citizen of the United States and a resident of the State of California: I am over the age of eighteen years. I am the owner and publisher of the EAST COUNTY GAZETTE, a newspaper published in the English language in the County of San Diego. The notice, of which the annexed is a printed copy, has been published in each regular and entire issue of said newspaper and not in any supplement thereof on the following dates, to-wit:

Executed on: 09/22/16
 At San Diego County, California

I certify (or declare) under penalty of perjury that the foregoing is true and correct.

Signature

Debbie Norman
 Debbie Norman



**NOTICE OF ELECTION
 CITY OF EL CAJON**

NOTICE IS HEREBY GIVEN that a General Municipal Election, consolidated with the Presidential General Election, will be held in the City of El Cajon, California, on Tuesday, November 8, 2016 for the following Ballot Measure:

Do you approve amending Section 201 of the City of El Cajon Charter to require election of City Council members by geographic districts in which they reside beginning with the general municipal election to be held in 2018?	YES
	NO

PROPOSED AMENDMENT OF CITY CHARTER: A measure submitted by the El Cajon City Council to the voters at the November 8, 2016 General Municipal Election. If approved at the election, the measure would amend Article 2, Section 201 of the Charter of the City of El Cajon to provide for the election of Council Members by districts. Council Members would be elected by the voters in each of four (4) districts to be established, and (if necessary) modified from time to time according to the federal decennial census, beginning with the census of 2010. The stated purpose of this type of voting method is to offer improved opportunities for representation of minority voters in electing Council Members. District elections would apply beginning with the City's general municipal election in 2018.

A copy of the proposed charter amendment is available for viewing in the City Clerk's office, (619) 441-1763.

The polls will be open between the hours of 7:00 AM and 8:00 PM on Election Day.

Belinda A. Hawley, CMC
 City Clerk
 City of El Cajon
 200 Civic Center Way
 El Cajon, CA 92020
 (619) 441-1763

East County Gazette- GIE030790
 09/22/16

Invoice # 3568

City Attorney Impartial Analysis

The City of El Cajon is a charter city and Section 201 of the El Cajon City Charter provides the manner by which the Mayor and Council Members are selected by the voters. Currently, the Mayor is elected directly by all voters in the city every four years, and the Council Members are elected "at large," meaning that all voters throughout the city choose from among the qualified candidates living anywhere in the City, each serving a four year term.

This proposed measure would amend Section 201 of the El Cajon City Charter, eliminating the requirement for at large elections and replacing it with a requirement that the four Council Members shall be elected from districts in which they reside, solely by the residents of that district, beginning with the general municipal election in November of 2018.

This proposed charter amendment does not create specific districts or establish procedures for implementation of Section 201 at this time. If this proposed amendment is approved by the voters the City Council will, with input from the public at various open and public meetings, develop and adopt an ordinance to implement district elections and approve the initial boundaries for the four districts, all of which will be in compliance with state and federal voting rights laws. The initial district boundaries are subject to change as necessary at any time but at a minimum they will be re-evaluated and, if necessary, re-drawn following each 10-year United States census beginning with the 2020 decennial census. This measure will not shorten any term of office or change the number of Council Members.

If the proposition is approved, district elections would commence in 2018 for one of the council seats and 2020 for the remaining three council seats.

In compliance with state laws this measure was placed on the ballot by the City Council of the City of El Cajon and requires approval by the voters.

The above statement is an impartial analysis of Measure S. If you desire a copy of the ordinance or measure, please call the elections official's office at 858-668-4530 and a copy will be mailed at no cost to you.

NOTICE TO VOTERS OF DATE AFTER WHICH NO ARGUMENTS
FOR OR AGAINST A CITY MEASURE
MAY BE SUBMITTED TO THE CITY CLERK

NOTICE IS GIVEN that the General Municipal Election is to be held in the City of El Cajon on November 8, 2016, at which there will be submitted to the voters the following measure:

Do you approve amending Section 201 of the City of El Cajon Charter to require election of City Council members by geographic districts in which they reside beginning with the general municipal election to be held in 2018?	YES
	NO

NOTICE IS FURTHER GIVEN that pursuant to Article 4, Chapter 3, Division 9 of the Elections Code of the State of California, the legislative body of the City, or any member or members thereof authorized by the body, or any individual voter or bona fide association of citizens, or any combination of voters and associations, may file a written argument, not to exceed 300 words in length, accompanied by the printed name(s) and signature(s) of the author(s) submitting it, or if submitted on behalf of an organization, the name of the organization, and the printed name and signature of at least one of its principal officers who is the author of the argument, for or against the City measure.

NOTICE IS FURTHER GIVEN that, based upon the time reasonably necessary to prepare and print the arguments and sample ballots for the election, the City Clerk has fixed August 24, 2016, during normal office hours, as posted, as the date after which no arguments for or against the City measure may be submitted to the clerk for printing and distribution to the voters as provided in section 9286 of the Elections Code. Arguments shall be submitted to the City Clerk, accompanied by the printed name(s) and signature(s) of the author(s) submitting it, or if submitted on behalf of an organization, the name of the organization, and the printed name and signature of at least one of its principal officers who is the author of the argument, at City Hall, El Cajon, California. The final date for submission of rebuttal arguments to the City Clerk is September 1, 2016. Arguments may be changed or withdrawn until and including the dates fixed by the City Clerk.

NOTICE IS FURTHER GIVEN that the Charter amendment, impartial analysis, or direct arguments filed under the authority of the elections code will be available for public examination in the clerk's office for not less than 10-calendar days from the deadline for the filing of the arguments and analysis.

/s/
Belinda A. Hawley, CMC, City Clerk

Dated: August 9, 2016



AFFIDAVIT OF POSTING AND PUBLICATION

**Notice to Voters of Date After Which No Arguments For or Against A
City Measure May Be Submitted to the City Clerk**

STATE OF CALIFORNIA)
) SS
COUNTY OF SAN DIEGO)

BELINDA A. HAWLEY, CMC, being duly sworn, deposes and says:


That I am the duly appointed, qualified City Clerk of the City of El Cajon, California;

That on August 18, 2016, at the hour of 9:00 o'clock a.m., I caused to be posted a copy of the Notice to Voters of Date After Which No Arguments For Or Against A City Measure May Be Submitted to the City Clerk, for a ballot measure amending Section 201 of the City of El Cajon Charter, in the kiosk outside the Council Chambers at 200 Civic Center Way, El Cajon, California.

The aforementioned notice was also published on August 18, 2016, in the East County Gazette.

I declare under penalty of perjury that the foregoing is true and correct.

Executed on December 6, 2016, at El Cajon, California.



 BELINDA A. HAWLEY, CMC
 CITY CLERK



PO BOX 697., El Cajon, CA 92022
365 Broadway Suite 204, EL Cajon, CA 92021
Phone: (619) 444-5774 • Fax: (619) 444-5779
e-mail: brice@ecgazette.com

PROOF OF PUBLICATION

CITY OF EL CAJON

State of California)
County of San Diego) SS

Notice Type: LEGAL

Ad Description: EAST COUNTY GAZETTE

I am a citizen of the United States and a resident of the State of California: I am over the age of eighteen years. I am the owner and publisher of the EAST COUNTY GAZETTE, a newspaper published in the English language in the County of San Diego. The notice, of which the annexed is a printed copy, has been published in each regular and entire issue of said newspaper and not in any supplement thereof on the following dates, to-wit:

Executed on: 08/18/16
At San Diego County, California

I certify (or declare) under penalty of perjury that the foregoing is true and correct.

Signature

Debbie Norman



CITY OF EL CAJON

NOTICE TO VOTERS OF DATE AFTER WHICH NO ARGUMENTS FOR OR AGAINST A CITY MEASURE MAY BE SUBMITTED TO THE CITY CLERK

NOTICE IS GIVEN that the General Municipal Election is to be held in the City of El Cajon on November 8, 2016, at which there will be submitted to the voters the following measure:

Do you approve amending Section 201 of the City of El Cajon Charter to require election of City Council members by geographic districts in which they reside beginning with the general municipal election to be held in 2018?	YES
	NO

NOTICE IS FURTHER GIVEN that pursuant to Article 4, Chapter 3, Division 9 of the Elections Code of the State of California, the legislative body of the City, or any member or members thereof authorized by the body, or any individual voter or bona fide association of citizens, or any combination of voters and associations, may file a written argument, not to exceed 300 words in length, accompanied by the printed name(s) and signature(s) of the author(s) submitting it, or if submitted on behalf of an organization, the name of the organization, and the printed name and signature of at least one of its principal officers who is the author of the argument, for or against the City measure.

NOTICE IS FURTHER GIVEN that, based upon the time reasonably necessary to prepare and print the arguments and sample ballots for the election, the City Clerk has fixed August 24, 2016, during normal office hours, as posted, as the date after which no arguments for or against the City measure may be submitted to the clerk for printing and distribution to the voters as provided in section 9286 of the Elections Code. Arguments shall be submitted to the City Clerk, accompanied by the printed name(s) and signature(s) of the author(s) submitting it, or if submitted on behalf of an organization, the name of the organization, and the printed name and signature of at least one of its principal officers who is the author of the argument, at City Hall, El Cajon, California. The final date for submission of rebuttal arguments to the City Clerk is September 1, 2016. Arguments may be changed or withdrawn until and including the dates fixed by the City Clerk.

NOTICE IS FURTHER GIVEN that the Charter amendment, impartial analysis, or direct arguments filed under the authority of the elections code will be available for public examination in the clerk's office for not less than 10-calendar days from the deadline for the filing of the arguments and analysis.

/s/
Belinda A. Hawley, CMC, City Clerk

Dated: August 9, 2016

East County Gazette- GIE030790
08/18/16

ARGUMENT IN FAVOR OF MEASURE S

My name is Bill Wells. I have had the pleasure to serve the City of El Cajon as a City Councilman and as your current Mayor. I believe we have made great strides in improving El Cajon. Our streets are safer, our downtown is vibrant again, and we have made El Cajon a destination for new businesses. New car dealerships, 4-star hotels, and a new hospital are all coming to El Cajon in the coming years. These new amenities will bring news jobs along with improved goods and services for the residents of our city.

Today I am asking for your support on a very important issue facing our city, district elections. Your City Council has enthusiastically and unanimously pledged its support for Measure S and we are asking for your support for the good of the city and all its citizens.

Measure S will create 4 voting districts for the City of El Cajon. Each district will elect its own City Councilmember. Individual districts will allow each Councilmember to focus their attention on their own neighborhood within the city. It will give individual citizens improved access to their elected representative. It will empower residents by making sure their collective voice is heard through an elected representative who lives in their neighborhood.

We have unanimously voted to place Measure S on the ballot to give the citizens of El Cajon more local control over their government. We, along with citizens, community leaders, business owners, and the East County Chamber of Commerce, urge you to vote Yes on Measure S.

RECEIVED OFFICE OF
CITY CLERK
EL CAJON CA




2013 AUG 24 P 12

ARGUMENTS

FORM OF STATEMENT TO BE FILED BY AUTHORS OF ARGUMENTS

All arguments concerning measures filed pursuant to Division 9, Chapter 3 (beginning with § 9200) of the Elections Code shall be accompanied by the following form statement to be signed by each proponent, and by each author, if different, of the argument:

The undersigned proponent (s) or author(s) of the (primary/rebuttal) argument (in favor of/against) ballot proposition S at the General Municipal Election for the City of El Cajon to be held on November 8, 2016 hereby state that the argument is true and correct to the best of (his/her/their) knowledge and belief.

Print Name <u>William "Bill" Wells</u> Title <u>Mayor</u> (If applicable): Submitted on behalf of: <u>City of El Cajon</u> <small>(name of organization)</small>	Signature  Date <u>8/24/16</u>
Print Name <u>Jim Kelly</u> Title <u>Trustee</u> (If applicable): Submitted on behalf of: <u>Grossmont Union High School District</u> <small>(name of organization)</small>	Signature  Date <u>8-24-16</u>
Print Name <u>Eric J. Lund</u> Title <u>CEO</u> (If applicable): Submitted on behalf of: <u>San Diego East County Chamber of Commerce</u> <small>(name of organization)</small>	Signature  Date <u>8-24-2016</u>
Print Name _____ Title _____ (If applicable): Submitted on behalf of: _____ <small>(name of organization)</small>	Signature _____ Date _____
Print Name _____ Title _____ (If applicable): Submitted on behalf of: _____ <small>(name of organization)</small>	Signature _____ Date _____

ARGUMENT AGAINST MEASURE S

Conversion by cities in California to district elections is supposedly justified in order to comply with the California Voting Rights Act, which enables voters to "elect candidates of their choice in local elections."

A significant effect of this conversion has been largely ignored: it deprives 100% of voters of their choice of candidates. Before the conversion, there are four councilmembers who have equal power over all areas of the city. All voters can vote for or against all four. But under District Elections, while the four council members continue to have power over all areas of the city, voters can vote for or against just their own district member. That district member would constitute just one vote out of five on the full council (including the mayor), and fall short of the three votes needed to pass any legislation

Voters would therefore be stripped of 75% of their voting power over councilmembers. That would seem to be a blatant violation of the CVRA. The Ballot Measure should be amended to include a statement that under District Elections, voters can vote only for their local council member. If the City deliberately omits that provision, it would seem to involve the City in "advocacy," instead of just providing information. State law prohibits cities from spending money advocating a ballot measure.

Robert B. Clark, El Cajon



RECEIVED OFFICE OF
CITY CLERK
EL CAJON CA
2018 AUG 24 P 4: 35

ARGUMENTS

FORM OF STATEMENT TO BE FILED BY AUTHORS OF ARGUMENTS

All arguments concerning measures filed pursuant to Division 9, Chapter 3 (beginning with § 9200) of the Elections Code shall be accompanied by the following form statement **to be signed** by each proponent, and by each author, if different, of the argument:

The undersigned proponent (s) or author(s) of the (primary/rebuttal) argument (in favor of/against) ballot proposition 5 at the General Municipal Election for the City of El Cajon to be held on November 8, 2016 hereby state that the argument is true and correct to the best of his/her/their knowledge and belief.

Print Name <u>ROBERT B. CLARK</u> Title _____ (If applicable): Submitted on behalf of : _____ <div style="text-align: center;">(name of organization)</div>	Signature <u>Robert B Clark</u> Date <u>AUG 24, 2016</u>
Print Name _____ Title _____ (If applicable): Submitted on behalf of : _____ <div style="text-align: center;">(name of organization)</div>	Signature _____ Date _____
Print Name _____ Title _____ (If applicable): Submitted on behalf of : _____ <div style="text-align: center;">(name of organization)</div>	Signature _____ Date _____
Print Name _____ Title _____ (If applicable): Submitted on behalf of : _____ <div style="text-align: center;">(name of organization)</div>	Signature _____ Date _____
Print Name _____ Title _____ (If applicable): Submitted on behalf of : _____ <div style="text-align: center;">(name of organization)</div>	Signature _____ Date _____

Arguments in support or opposition of the proposed laws are the opinions of the authors.
(Must appear in heading of first page of the printed arguments.)

Argument in Favor of Measure _____
or
Argument Against Measure ✓

(Not to exceed 300 Words)

Printed Name ROBERT B. CLARK Signature Robert B Clark
Printed Name _____ Signature _____
Printed Name _____ Signature _____
Printed Name _____ Signature _____
Printed Name _____ Signature _____

Or:

Name of Organization _____ Name of Principal Officer _____

Signature of Principal Officer _____

(No more than 5 signatures may appear with argument.)

Rebuttal to Argument in Favor of Measure S

Mayor Bill Wells states that the requirement that the four councilmembers must live in the district they represent will allow each member "to focus their attention on their own neighborhood," and would "empower residents" by ensuring their voices are heard by a "neighborhood" representative.

Those positive features are not applicable to El Cajon, because of its small size. Chula Vista, which is now in the process of converting to district elections, consists of 52 square miles, and a population of nearly 257,000. El Cajon is just 14.4 square miles, with a population of about 100,000.

If a Chula Vista councilmember has difficulty "covering" 52 square miles (with widely-separated neighborhoods), it would certainly be an advantage to manage just one-fourth of the city; i.e., roughly 13 square miles). Why then can't each of the four El Cajon councilmembers "cover" 14.4 miles? One-fourth of that size would be just 3.6 square miles. It should be noted that councilmembers receive a monthly car allowance of \$450, which they should give up if Measure S passes.

As stated in my argument against the measure, voters would not be empowered, but would lose 75% of their voting power over the city council.

Robert B Clark

RECEIVED OFFICE OF
CITY CLERK
EL CAJON CA

2008 AUG 31 P 5:27

REBUTTAL ARGUMENTS

FORM OF STATEMENT TO BE FILED BY AUTHORS OF ARGUMENTS

All arguments concerning measures filed pursuant to Division 9, Chapter 3 (beginning with § 9200) of the Elections Code shall be accompanied by the following form statement **to be signed** by each proponent, and by each author, if different, of the argument:

The undersigned proponent (s) or author(s) of the (primary rebuttal) argument (in favor of against) ballot proposition S at the General Municipal Election for the City of El Cajon to be held on November 8, 2016 hereby state that the argument is true and correct to the best of (his) knowledge and belief.

Print Name <u>ROBERT CLARK</u> Title _____ (If applicable): Submitted on behalf of : _____ (name of organization)	Signature <u>Robert B Clark</u> Date <u>August 31, 2016</u>
Print Name _____ Title _____ (If applicable): Submitted on behalf of : _____ (name of organization)	Signature _____ Date _____
Print Name _____ Title _____ (If applicable): Submitted on behalf of : _____ (name of organization)	Signature _____ Date _____
Print Name _____ Title _____ (If applicable): Submitted on behalf of : _____ (name of organization)	Signature _____ Date _____
Print Name _____ Title _____ (If applicable): Submitted on behalf of : _____ (name of organization)	Signature _____ Date _____

404 SOUTH ANZA #14
EL CAJON CA 92020

619-447-0181

R BURTONCLARK@YAHOO.COM

Rebuttal to Argument Against Measure S

Measure S, which has strong bi-partisan support within the El Cajon community, is about improved Localized Neighborhood Representation. It will allow our City Councilmembers the opportunity to focus on getting to know their neighbors and vote on issues based on how it will affect the neighborhoods they live in. Measure S will guarantee El Cajon citizens that someone who actually lives in their neighborhood will represent them in government.

A position on the El Cajon City Council is a part time job, but one that comes with full time responsibilities. Councilmembers have to analyze and as a group arrive at a consensus vote on complex issues based on what is right for El Cajon. Passing of Measure S will allow Councilmembers to focus on how each issue affects their neighborhood and will ensure that every citizen will have an improved opportunity to have their voice heard on El Cajon City Council decisions.

Please join your fellow citizens, community leaders, business leaders, and the East County Chamber of Commerce in support of Measure S. Let's make El Cajon a better community.





RECEIVED OFFICE OF
CITY CLERK
EL CAJON CA
2016 SEP -1 P 4:58

REBUTTAL ARGUMENTS

FORM OF STATEMENT TO BE FILED BY AUTHORS OF ARGUMENTS

All arguments concerning measures filed pursuant to Division 9, Chapter 3 (beginning with § 9200) of the Elections Code shall be accompanied by the following form statement **to be signed** by each proponent, and by each author, if different, of the argument:

The undersigned proponent(s) or author(s) of the (primary rebuttal) argument (in favor of/against) ballot proposition 5 at the General Municipal Election for the City of El Cajon to be held on November 8, 2016 hereby state that the argument is true and correct to the best of (his/her/their) knowledge and belief.

Print Name <u>Gary Kendrick</u> Title <u>El Cajon City Council member</u> (If applicable): Submitted on behalf of: _____ (name of organization)	Signature <u></u> Date <u>9-1-16</u>
Print Name <u>Rick Sitta</u> Title <u>Fire Chief Heartland Fire (Retired)</u> (If applicable): Submitted on behalf of: _____ (name of organization)	Signature <u></u> Date <u>9/1/2016</u>
Print Name <u>David Miyashiro, Ed.D.</u> Title <u>Superintendent</u> (If applicable): Submitted on behalf of: <u>Cajon Valley Union School District</u> (name of organization)	Signature <u></u> Date <u>9/1/16</u>
Print Name <u>John D. Alvarez</u> Title <u>Police Capt. El Cajon (Retired)</u> (If applicable): Submitted on behalf of: _____ (name of organization)	Signature <u></u> Date <u>9-1-16</u>
Print Name _____ Title _____ (If applicable): Submitted on behalf of: _____ (name of organization)	Signature _____ Date _____

Gary Kendrick
 340 Dewane Dr
 El Cajon CA 92020
 (619) 994-6563

ARGUMENTS

AUTHORIZATION FOR ANOTHER PERSON TO SIGN REBUTTAL ARGUMENT

The following majority of 3 authors of the Argument

In Favor of Against

Measure S authorize the following person(s) to prepare, submit or sign the Rebuttal to the Argument

In Favor of Against

Measure S for the City of El Cajon Election to be held on Nov 8, 2016.

Signatures of a majority of the authors of the Argument

In Favor of Against

Measure S are required:

William Wells

Name (Print)

[Signature] 9/1/16
Signature Date

Eric J. Lund

Name (Print)

[Signature] 9-1-2016
Signature Date

Name (Print)

Signature

Date

The following authors are authorized to prepare, submit or sign the Rebuttal to the Argument

In Favor of Against

Measure S

Print Name <u>Gary Kendrick</u>	Signature <u>[Signature]</u>
Title <u>EL Cajon City Council member</u>	Date <u>9-1-16</u>
Print Name <u>Rock Sutta</u>	Signature <u>[Signature]</u>
Title <u>Headland Fire Chief (RETIRED)</u>	Date <u>9/1/2016</u>
Print Name <u>David Miyashiro, Ed.D.</u>	Signature <u>[Signature]</u>
Title <u>Superintendent, Cajon Valley USD</u>	Date <u>9/1/2016</u>
Print Name <u>JEFF D. ARZUANO</u>	Signature <u>[Signature]</u>
Title <u>POLICE CAPTAIN (RETIRED)</u>	Date <u>9/1/16</u>
Print Name _____	Signature _____
Title _____	Date _____

Attach this form to the Form of Statement of Authors Form submitted with the Argument

In Favor of Against

Measure S

§ 9285, E.C.
(Added 10/08, Amended 10/09)

Authorization for Others to Sign Rebuttal Argument

F - A - 2

RESOLUTION NO. 074-16

A RESOLUTION OF THE CITY COUNCIL OF THE CITY OF EL CAJON,
ORDERING THE SUBMISSION TO THE QUALIFIED ELECTORS OF
THE CITY OF EL CAJON A CERTAIN MEASURE RELATING AN
AMENDMENT TO EL CAJON CHARTER SECTION 201 TO
PROVIDE FOR DISTRICT ELECTIONS AT THE GENERAL
ELECTION TO BE HELD ON TUESDAY, NOVEMBER 8, 2016

WHEREAS, a General Municipal Election on Tuesday, November 8, 2016 has been called by Resolution Nos. 046-16 and 047-16, both adopted on June 14, 2016; and

WHEREAS, the City Council also desires to submit to the voters at the election a question proposing an Amendment to the El Cajon City Charter to provide for district elections.

NOW, THEREFORE, BE IT RESOLVED by the City Council of the City of El Cajon, California, as follows:

Section 1. That the City Council, pursuant to its right and authority, does order submitted to the voters at the General Municipal Election the following question:

Do you approve amending Section 201 of the City of El Cajon Charter to require election of City Council members by geographic districts in which they reside beginning with the general municipal election to be held in 2018?	YES
	NO

Section 2. That the proposed measure submitted to the voters is attached as Exhibit "A."

Section 3. That the vote requirement for the measure to pass is a majority (50 percent+1) of the votes cast.

Section 4. That in all particulars not recited in this resolution, the election shall be held and conducted as provided by law for holding municipal elections.

Section 5. That notice of the time and place of holding the election is given and the City Clerk is authorized, instructed and directed to give further or additional notice of the election, in time, form and manner as required by law.

Section 6. That the City Clerk shall certify to the passage and adoption of this resolution and enter it into the book of original resolutions.

PASSED AND ADOPTED by the City Council of the City of El Cajon, California at a Regular Joint City Council/Housing Authority/Successor Agency to the El Cajon Redevelopment Agency Meeting held this 9th day of August 2016, by the following vote to wit:

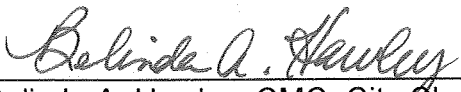
AYES : Ambrose, Bales, Kendrick, Wells
NOES : None
ABSENT : McClellan
DISQUALIFY: None

BILL WELLS
Mayor of the City of El Cajon

ATTEST:

BELINDA A. HAWLEY, CMC
City Clerk

I hereby certify that the above and foregoing is a full and true copy of Resolution No. 074-16 of the Resolutions of the City of El Cajon, California, as adopted by the City Council at the Regular Joint Meeting of the City Council/Housing Authority/Successor Agency to the Redevelopment Agency on the 9th day of August 2016.


Belinda A. Hawley, CMC, City Clerk

08/09/16 (Item No. 101)

Amend Charter for District Elections – Submitting Measure 080216

Article 2 Form of Government

Section 201. Legislative Body; Composition, Elections and Terms

The legislative body of the City shall consist of a Mayor, who shall be elected directly, and four persons elected ~~at-large~~ by districts. This legislative body shall be known as the City Council, and each of its members shall be known as "Council Members."

No person shall be eligible to hold the office of Mayor, or to be elected or appointed to the office of Mayor, unless such person is a resident and registered voter of the City or territory annexed to the City at the time of filing the nomination papers or at the time of appointment to such office. To be eligible to seek election or appointment to the office of Council Member, a person must be a registered voter of the City and resident of the Council district, which that person seeks to represent at the time of filing the nomination papers for such office, or at the time of appointment to such office. The Mayor and Council Members must continue to reside as set out herein during his or her incumbency, and shall be removed from office upon ceasing to be such a resident.

The Mayor shall be elected by the qualified voters of the City directly and ~~the~~ each of the four Council Members shall be elected by district by the qualified voters of one of four (4) districts designated by number within the City at a general municipal election to be held on the first Tuesday after the first Monday of November of every even-numbered year. The term "by districts" shall mean the election of eligible persons, as defined herein, to the office of Council Member by voters of each district alone.

For the purpose of electing Council Members, excepting the Mayor, the City shall be divided into four (4) numbered districts before December 31, 2017. The boundaries of the four districts shall be set by ordinance of the City Council and established initially by reference to the federal decennial census of 2010. Thereafter the boundaries of such districts shall be subject to alteration and change following each federal decennial census commencing with the 2020 census, and following any annexation of territory to the City, which the Council finds results in a significant deviation from an equal number of people in each district. No later than December 31st of the year following the year in which each decennial federal census is taken, the City Council shall adopt an ordinance to divide the City into four Council districts. Any such redistricting shall become effective at the expiration of the term of the Member from the district at the time of redistricting. Prior to establishing or modifying boundaries the City shall conduct a series of public meetings throughout the community, in such locations and at such times determined by the City Council that allows residents the opportunity for reasonable participation in the mapping of districts.

The establishment of initial districts, and any subsequent boundary adjustments during a Council Member's term, shall not result in a disqualification for membership on the Council during such term.

Their terms of the Mayor and Council Members shall be staggered in the manner as existing at the time of the adoption of this Charter. They shall hold office for the period of four years from and after the date of certification of election results by the City Council and until their successors are elected, and qualified.

The members of the City Council shall not be eligible to any other office or employment with the City during the period of their incumbency, and for a period of one year following the termination of their position on the City Council.



City Clerk

CERTIFICATE OF CITY CLERK

I, Belinda A. Hawley, City Clerk of the City of El Cajon, California, do hereby certify the foregoing to be a true and exact copy of Resolution No. 074-16 duly passed and adopted by the City Council of said City on the date thereon recited.

Belinda A. Hawley

Belinda A. Hawley, CMC, City Clerk

RESOLUTION NO. 075-16

A RESOLUTION OF THE CITY COUNCIL OF THE CITY OF EL CAJON,
SETTING PRIORITIES FOR FILING WRITTEN ARGUMENTS REGARDING
A CITY MEASURE PERTAINING TO AN AMENDMENT TO EL CAJON CHARTER
SECTION 201 TO PROVIDE FOR DISTRICT ELECTIONS AND DIRECTING THE
CITY ATTORNEY TO PREPARE AN IMPARTIAL ANALYSIS

WHEREAS, a General Municipal Election is to be held in the City of El Cajon, California, on November 8, 2016, at which there will be submitted to the voters the following measure:

Do you approve amending Section 201 of the City of El Cajon Charter to require election of City Council members by geographic districts in which they reside beginning with the general municipal election to be held in 2018?	YES
	NO

NOW, THEREFORE, BE IT RESOLVED by the City Council of the City of El Cajon, California as follows:

Section 1. The City Council authorizes its members to file written arguments, not to exceed 300 words, in favor of or against the measure described above. All written arguments filed by any person in favor of or against the measure shall be accompanied by the printed names and signatures of the persons submitting the arguments in accordance with Article 4, Chapter 3, Division 9 of the Elections Code of the State of California. The arguments may be changed or withdrawn until and including the date fixed by the City Clerk after which no arguments for or against the City measure may be submitted to the City Clerk.

The arguments shall be filed with the City Clerk, signed, with the printed name(s) and signature(s) of the author(s) submitting it, or if submitted on behalf of an organization, the name of the organization, and the printed name and signature of at least one of its principal officers who is the author of the argument. The arguments shall be accompanied by the Form of Statement to Be Filed by Author(s) of Argument.

Section 2. That the City Council directs the City Clerk to transmit a copy of the measure to the City Attorney, unless the organization or salaries of the office of the City Attorney are affected. The City Attorney shall prepare an impartial analysis of the measure not exceeding 500 words showing the effect of the measure on the existing law and the operation of the measure. If the measure affects the organization or salaries of the office of the City Attorney, the City Clerk shall prepare the impartial analysis. The analysis shall include a statement indicating whether the measure was placed on the ballot by a petition signed by the requisite number of voters or by the governing body of the city. The impartial analysis shall be filed by the date set by the City Clerk for the filing of primary arguments.

Section 3. That the City Clerk shall certify to the passage and adoption of this resolution.

PASSED AND ADOPTED by the City Council of the City of El Cajon, California at a Regular Joint City Council/Housing Authority/Successor Agency to the El Cajon Redevelopment Agency Meeting held this 9th day of August 2016, by the following vote to wit:

AYES	:	Ambrose, Bales, Kendrick, Wells
NOES	:	None
ABSENT	:	McClellan
DISQUALIFY:		None

BILL WELLS
Mayor of the City of El Cajon

ATTEST:

BELINDA A. HAWLEY, CMC
City Clerk

I hereby certify that the above and foregoing is a full and true copy of Resolution No. 075-16 of the Resolutions of the City of El Cajon, California, as adopted by the City Council at the Regular Joint Meeting of the City Council/Housing Authority/Successor Agency to the Redevelopment Agency on the 9th day of August 2016.

Belinda A. Hawley
Belinda A. Hawley, CMC, City Clerk

08/09/16 (Item No. 101)

Amend Charter for District Elections - Authorize Arguments & Analysis 080216



City Clerk

CERTIFICATE OF CITY CLERK

I, Belinda A. Hawley, City Clerk of the City of El Cajon, California, do hereby certify the foregoing to be a true and exact copy of Resolution No. 075-16 duly passed and adopted by the City Council of said City on the date thereon recited.

Belinda A. Hawley

Belinda A. Hawley, CMC, City Clerk

RESOLUTION NO. 076-16

RESOLUTION OF THE CITY COUNCIL OF THE CITY OF EL CAJON,
PROVIDING FOR THE FILING OF REBUTTAL ARGUMENTS FOR A
BALLOT MEASURE, PERTAINING AN AMENDMENT TO EL CAJON
CHARTER SECTION 201 TO PROVIDE FOR DISTRICT ELECTIONS
THAT WILL BE SUBMITTED AT THE NOVEMBER 8, 2016 GENERAL
MUNICIPAL ELECTION

WHEREAS, section 9285 of the Elections Code of the State of California authorizes the City Council, by majority vote, to adopt provisions to provide for the filing of rebuttal arguments for City measures submitted at municipal elections.

NOW, THEREFORE, the City Council of the City of El Cajon, California, does resolve, declare, determine and order as follows:

SECTION 1. That pursuant to section 9285 of the Elections Code of the State of California, when the elections official has selected the arguments for and against the measure which will be printed and distributed to the voters, the elections official shall send a copy of an argument in favor of the proposition to the authors of any argument against the measure and a copy of an argument against the measure to the authors of any argument in favor of the measure immediately upon receiving the arguments.

The author or a majority of the authors of an argument relating to a City measure may prepare and submit a rebuttal argument not exceeding 250 words or may authorize in writing any other person or persons to prepare, submit, or sign the rebuttal argument.

A rebuttal argument may not be signed by more than five authors.

The rebuttal arguments shall be filed with the City Clerk, signed, with the printed name(s) and signature(s) of the author(s) submitting it, or if submitted on behalf of an organization, the name of the organization, and the printed name and signature of at least one of its principal officers, not more than 10 days after the final date for filing direct arguments. The rebuttal arguments shall be accompanied by the Form of Statement To Be Filed By Author(s) of Argument.

Rebuttal arguments shall be printed in the same manner as the direct arguments. Each rebuttal argument shall immediately follow the direct argument which it seeks to rebut.

SECTION 2. That the provisions of Section 1 shall apply only to the election to be held on November 8, 2016, and shall then be repealed.

SECTION 3. That the City Clerk shall certify to the passage and adoption of this Resolution.

PASSED AND ADOPTED by the City Council of the City of El Cajon, California at a Regular Joint City Council/Housing Authority/Successor Agency to the El Cajon Redevelopment Agency Meeting held this 9th day of August 2016, by the following vote to wit:

AYES : Ambrose, Bales, Kendrick, Wells
NOES : None
ABSENT : McClellan
DISQUALIFY: None

BILL WELLS
Mayor of the City of El Cajon

ATTEST:

BELINDA A. HAWLEY, CMC
City Clerk

I hereby certify that the above and foregoing is a full and true copy of Resolution No. 076-16 of the Resolutions of the City of El Cajon, California, as adopted by the City Council at the Regular Joint Meeting of the City Council/Housing Authority/Successor Agency to the Redevelopment Agency on the 9th day of August 2016.

Belinda A. Hawley
Belinda A. Hawley, CMC, City Clerk

08/09/16 (Item No. 101)

Amend Charter for District Elections - Authorize Rebuttal Arguments 080216



City Clerk

CERTIFICATE OF CITY CLERK

I, Belinda A. Hawley, City Clerk of the City of El Cajon, California, do hereby certify the foregoing to be a true and exact copy of Resolution No. 076-16 duly passed and adopted by the City Council of said City on the date thereon recited.

Belinda A. Hawley

Belinda A. Hawley, CMC, City Clerk