

ONLINE AGENDA INFORMATION

The online Agenda is not the official Agenda for the El Cajon City Council, but is posted and published five days prior to the City Council Meeting for the convenience of the public. Changes may be made up to 72 hours prior to the meeting; therefore added or deleted items may not appear on the City's website at this time. The City Council's official Agenda is prepared and posted outside City Council Chambers in the kiosk 72 hours prior to every regular meeting, and 24 hours prior to every special meeting. You may call the City Clerk's Office at (619) 441-1763 for information about any changes to this Agenda.

AGENDA BINDER, INCLUDING AGENDA REPORTS, IS AVAILABLE FOR VIEWING AFTER 4:00 P.M., THE FRIDAY BEFORE THE COUNCIL MEETING, AT THE EL CAJON BRANCH OF THE PUBLIC LIBRARY, 201 E. DOUGLAS AVENUE, PHONE (619) 588-3718.

LIBRARY HOURS: Monday – Thursday 9:30 a.m. – 8:00 p.m., Friday & Saturday 9:30 a.m. – 5:00 p.m., and Sunday 12:00 – 5:00 p.m.

SUPPLEMENTAL AGENDA ITEM DOCUMENTS AND/OR MATERIALS RECEIVED AFTER POSTING OF THIS AGENDA, IF ANY, MAY BE VIEWED IN THE CITY CLERK'S OFFICE AT 200 CIVIC CENTER WAY, EL CAJON, MONDAY THROUGH THURSDAY, 7:30 A.M. TO 5:30 P.M. AND ON ALTERNATE FRIDAYS FROM 8:00 A.M. TO 5:00 P.M.

FOR A SCHEDULE OF FRIDAY CITY HALL CLOSURES, VISIT WWW.CITYOFELCAJON.US OR CALL THE CITY CLERK'S OFFICE AT (619) 441-1763.

CITY OF EL CAJON

*City Council/Housing Authority/
Successor Agency to the Redevelopment Agency*

AGENDA



December 13, 2016

**Honoring
and celebrating
the people
who make
El Cajon**

*The Valley
of
Opportunity*

Bill Wells
Mayor

Tony Ambrose
Mayor Pro Tem

Star Bales
Councilmember

Gary Kendrick
Councilmember

Bob McClellan
Councilmember

Douglas Williford
City Manager

Morgan Foley
City Attorney

Majed Al-Ghafry
Assistant City Manager

Belinda Hawley
City Clerk



AGENDA



December 13, 2016
3:00 p.m.

The Agenda contains a brief general description of each item to be considered and most items have a *RECOMMENDATION* from Staff or a Commission, which Council will consider when making a final decision.

Copies of written documentation relating to each item of business on the Agenda are on file in the City Clerk's Office and in the Agenda Book next to the podium in the Council Chambers.

PLEASE COMPLETE A "REQUEST TO SPEAK" FORM FOR EACH ITEM PRIOR TO THE COMMENCEMENT OF THE MEETING AND SUBMIT IT TO THE CITY CLERK if you wish to speak about an Item on the Agenda or under Public Comment.

- **CALL TO ORDER:** Mayor Bill Wells
- **ROLL CALL:** City Clerk Belinda Hawley



PLEDGE OF ALLEGIANCE TO FLAG AND MOMENT OF SILENCE

- **POSTINGS:** The City Clerk posted Orders of Adjournment of the November 15, 2016, Meetings and the Agenda of the December 13, 2016, Meeting in accordance with State Law and Council/Authority/Successor Agency to the Redevelopment Agency Policy.
- **PRESENTATIONS:**
 - **PRESENTATION:** Veteran of the Year
 - **COMMENDATION:** Councilmember Star Bales
 - **COMMENDATION:** Councilmember Tony Ambrose

*Backup Information Available – Housing Authority and Successor Agency Items are identified.

- **NOVEMBER 8, 2016 GENERAL MUNICIPAL ELECTION – CERTIFICATE OF RESULTS OF CANVASS – MEASURE S**

The City Clerk recites the results of the Canvass of the Election for Measure S and three Council Members.

ITEM A: RESOLUTION: DECLARATION OF ELECTION RESULTS OF MEASURE S, AMENDMENT OF SECTION 201 OF EL CAJON CHARTER (Report: Belinda Hawley, City Clerk)

RECOMMENDATION: That the City Council adopts the next RESOLUTION in order declaring the results of the November 8, 2016, General Municipal Election approving an amendment to Section 201 of the El Cajon Charter.

- **NOVEMBER 8, 2016 GENERAL MUNICIPAL ELECTION – CERTIFICATE OF RESULTS OF CANVASS – THREE MEMBERS OF CITY COUNCIL**

The City Clerk recites the results of the Canvass of the Election for three members of the City Council.

ITEM B: RESOLUTION: DECLARATION OF ELECTION RESULTS FOR THREE MEMBERS OF THE CITY COUNCIL (Report: Belinda Hawley, City Clerk)

RECOMMENDATION: That the City Council adopts the next RESOLUTION in order declaring the results of the November 8, 2016, General Municipal Election for three members of the City Council.

- **OATH OF OFFICE AND REMARKS BY NEWLY ELECTED COUNCIL MEMBERS**

- COUNCILMEMBER BOB MCCLELLAN
- COUNCILMEMBER BEN KALASHO
- COUNCILMEMBER STEVE GOBLE

- **RECESS CALLED FOR RECEPTION**

- **RECONVENE MEETING AFTER RECEPTION**
- **ROLL CALL OF NEWLY SEATED COUNCILMEMBERS**
- **AGENDA CHANGES:**

CONSENT ITEMS: (1.1 – 1.9)

Consent Items are routine matters enacted by one motion according to the **RECOMMENDATION** listed below. With the concurrence of the City Council, a Council Member or person in attendance may request discussion of a *Consent Item* at this time.

***1.1 MINUTES OF CITY COUNCIL/HOUSING AUTHORITY/SUCCESSOR AGENCY TO THE EL CAJON REDEVELOPMENT AGENCY MEETINGS**

RECOMMENDATION: That the **City Council/Housing Authority/Successor Agency to the El Cajon Redevelopment Agency** approves Minutes of the November 15, 2016 Meetings of the El Cajon City Council/Housing Authority/Successor Agency to the El Cajon Redevelopment Agency.

1.2 WARRANTS

RECOMMENDATION: That the **City Council** approves payment of Warrants as submitted by the Finance Department.

1.3 APPROVAL OF READING BY TITLE AND WAIVER OF READING IN FULL OF ORDINANCES ON AGENDA

RECOMMENDATION: That the **City Council** approves the reading by title and waive the reading in full of all Ordinances on the Agenda.

***1.4 PURCHASE OF FACTORY LOADED AMMUNITION
(Report: Nahid Razi, Purchasing Agent)**

RECOMMENDATION: That the **City Council** authorizes the Purchasing Agent to waive the bidding requirements in accordance with Municipal Code 3.20.010.C.1A, and execute a purchase agreement with Dooley Enterprises, Inc. for the purchase of factory loaded ammunition in the amount of \$86,418.08.

CONSENT ITEMS: (Continued)

- *1.5 ACCEPTANCE OF PORTLAND CEMENT CONCRETE (PCC) CHANNEL REPAIRS, WW3518, BID NO. 030-16
(Report: Dennis Davies, Deputy Director of Public Works)**

RECOMMENDATION: That the City Council:

- Accepts the Portland Cement Concrete (PCC) Channel Repair, WW3518, Bid No. 030-16; and
- Authorizes the City Clerk to record a Notice of Completion and release the bonds in accordance with the contract terms.

- *1.6 ACCEPTANCE OF PUBLIC IMPROVEMENTS, TENTATIVE SUBDIVISION MAP (TSM) 656, 511 SOUTH MAGNOLIA AVENUE, ENGINEERING JOB NO. 3452
(Report: Dennis Davies, Deputy Director of Public Works)**

RECOMMENDATION: That the City Council accepts the public improvements and authorizes the City Clerk to release the bonds guaranteeing the improvements in accordance with the subdivision agreement, and requires the developer to maintain insurance in force until the release of all bonds for the project.

- *1.7 RESOLUTION: AWARD OF BID NO. 013-17, UPGRADE TRAFFIC SIGNALS – FLETCHER PARKWAY/BROADWAY
(Report: Nahid Razi, Purchasing Agent)**

RECOMMENDATION: That the City Council

- Finds the third, fourth, and sixth low bidders non-responsive for the reasons set forth in this agenda report; and
- Adopts the next RESOLUTION in order awarding the bid to the lowest responsive, responsible bidder, S.C. Valley Engineering, Inc., in the amount of \$731,154.00 for the base bid and Additive Alternate: Furnish and Install Traffic Signal Ethernet Cable and Wireless Radio.

CONSENT ITEMS: (Continued)

***1.8 FY 2016 STATE HOMELAND SECURITY GRANT – URBAN AREA SECURITY INITIATIVE FUNDING (Report: Jeff Davis, Police Chief)**

RECOMMENDATION: That the City Council takes the following actions:

- Authorizes the City Manager or designee to accept the FY 2016 State Homeland Security – Urban Area Security Initiative (UASI) Grant funds in the amount of \$326,098.00 and to execute any grant documents and agreements necessary for the receipt and use of these funds;
- Appropriates the State Homeland Security – Urban Area Security Initiative (UASI) Grant funds in the amount of \$326,098.00; and
- Authorizes the City Manager or designee to accept FY 2016 State Homeland Security – Urban Area Security Initiative (UASI) Grant funded equipment purchased on behalf of the City of El Cajon.

***1.9 FISCAL YEAR 2015/16 EL CAJON HOUSING AUTHORITY ANNUAL REPORT (Report: Anthony Shute, Deputy Director of Community Development)**

RECOMMENDATION: That the El Cajon Housing Authority review and accept the Annual Report of the El Cajon Housing Authority (Housing Authority), substantially in the form as presented, for fiscal year ending June 30, 2016.

PUBLIC COMMENT

At this time, any person may address a matter within the jurisdiction of the City Council/Housing Authority/Successor Agency to the El Cajon Redevelopment Agency that is not on the Agenda. Comments relating to items on today's agenda are to be taken at the time the item is heard. State law prohibits discussion or action on items not on the Agenda; however, Council, Authority and Agency Members may briefly respond to statements or questions. An item may be placed on a future Agenda.

PUBLIC COMMENT ON DISTRICT ELECTIONS

2. WRITTEN COMMUNICATIONS: None

3. PUBLIC HEARINGS:

- *3.1 ORDINANCE: EXTENSION OF URGENCY ORDINANCE TEMPORARILY PROHIBITING THE OUTDOOR CULTIVATION OF MARIJUANA PLANTS GROWN FOR PERSONAL USE (Report: Morgan L. Foley, City Attorney)**

RECOMMENDATION: That the El Cajon City Council

- Opens the Public Hearing and receives testimony;
- Closes the Public Hearing; and
- By not less than a four-fifths affirmative vote, adopts an ORDINANCE extending the previously adopted urgency ordinance to temporarily prohibit the outdoor cultivation of marijuana plants grown by persons in the city of El Cajon for personal use, while staff continues to assess the impacts of the proposition, and to recommend any changes to El Cajon Municipal Code Title 17 allowed or required by Proposition 64.

4. ADMINISTRATIVE REPORTS:

- *4.1 TERM EXPIRATIONS ON CITY COMMISSIONS - SCHEDULE FOR APPLICATIONS AND INTERVIEWS (Report: Belinda Hawley, City Clerk)**

RECOMMENDATION: That the City Council approves the timeline for accepting applications and scheduling of interviews for candidates to serve on City Commissions/Committees, or reappoint, if appropriate.

Application Period: December 14, 2016 – January 12, 2017 at 5:30 p.m.

Interview and Appoint Applicants: January 24, 2017 at 7:00 p.m.

- *4.2 SELECTION OF MAYOR PRO TEM (Report: Belinda Hawley, City Clerk)**

RECOMMENDATION: That the City Council selects a Mayor Pro Tem according to the El Cajon Municipal Code.

ADMINISTRATIVE REPORTS: (Continued)

- *4.3 RESOLUTION: ACCEPTANCE OF THE GUARANTEED MAXIMUM PRICE PROPOSAL, AND AWARD OF A DESIGN-BUILD CONTRACT TO CW DRIVER, INC., FOR THE DESIGN AND CONSTRUCTION OF THE EL CAJON ANIMAL SHELTER, PS0020
(Report: Dennis Davies, Deputy Director of Public Works)**

RECOMMENDATION: That the City Council:

- Adopts the next RESOLUTION in order accepting the Guaranteed Maximum Price (GMP) proposal from CW Driver, Inc. (Contractor) in the amount of \$9,333,807.00, including design, construction services, and site furnishings to construct the El Cajon Animal Shelter; and
- Authorizes the City Manager to negotiate a design-build contract with the Contractor to construct the Animal Shelter.

5. COMMISSION REPORTS: None

6. ACTIVITIES REPORTS OF MAYOR WELLS/COMMENTS

SANDAG (San Diego Association of Governments); SANDAG Public Safety Committee; League of California Cities, San Diego Division; Heartland; Fire Training JPA – Alternate; Indian Gaming Local Community Benefit Committee.

***6.1 COUNCIL ACTIVITIES REPORT/COMMENTS**

***6.2 LEGISLATIVE REPORT**

ACTIVITIES REPORTS OF COUNCILMEMBERS

7.

COUNCILMEMBER GARY KENDRICK

Heartland Communications JPA; Heartland Fire Training JPA;

***7.1 COUNCIL ACTIVITIES REPORT/COMMENTS**

8.

MAYOR PRO TEM TONY AMBROSE

SANDAG (San Diego Association of Governments) - Alternate; SANDAG Public Safety Committee – Alternate Chamber of Commerce – Government Affairs; MTS (Metropolitan Transit System Board) - Alternate; East County Economic Development Council; METRO Commission/ Wastewater JPA.

***8.1 COUNCIL ACTIVITIES REPORT/COMMENTS**

9.

COUNCILMEMBER BOB McCLELLAN

MTS (Metropolitan Transit System Board); Harry Griffen Park Joint Steering Committee; Heartland Communications JPA – Alternate.

***9.1 COUNCIL ACTIVITIES REPORT/COMMENTS**

10.

COUNCILMEMBER STAR BALES

East County Economic Development Council - Alternate; METRO Commission/ Wastewater JPA – Alternate; Indian Gaming Local Community Benefit Committee – Alternate.

***10.1 COUNCIL ACTIVITIES REPORT/COMMENTS**

11. JOINT COUNCILMEMBER REPORTS: None

12. GENERAL INFORMATION ITEMS FOR DISCUSSION: None

13. ORDINANCES: FIRST READING - None

14. ORDINANCES: SECOND READING AND ADOPTION – None

15. CLOSED SESSIONS: None

ADJOURNMENT: The Regular Joint Meeting of the El Cajon City Council/ El Cajon Housing Authority/Successor Agency to the El Cajon Redevelopment Agency held this 13th day of December 2016, is adjourned to Tuesday, January 10, 2017, at 3:00 p.m.



Upcoming Events in El Cajon Council Meeting For December 13, 2016



December 13 - 16 - Nominations Now Being Accepted for El Cajon's 2016 "Citizen of the Year." Each year El Cajon's civic, service, and fraternal organizations select the El Cajon "Citizen of the Year" from the many people in El Cajon who contribute to El Cajon through years of volunteer civic and community service. The deadline for submittal is December 16, 2016, at 4:00 pm. (no emails will be accepted) The 2016 El Cajon Citizen of the Year and all nominees will be honored at a luncheon on Tuesday, February 7, 2017, at the Elks Lodge, 1400 E Washington Avenue, in El Cajon. For more information, please contact the San Diego East County Chamber of Commerce office at (619) 440-6161.

December 14 - The Salvation Army's Holiday Party and Auction at Viejas. Get into the holiday spirit at the Salvation Army's Holiday Party & Auction at the Viejas Casino & Resort. Enjoy delicious hors d'oeuvres, opportunity drawing, and a silent auction. Place a donation in the Giant Red Kettle and help celebrate the Season of Giving. Proceeds benefit the Salvation Army's Annual East County Toy & Food Drive. For more information, please call (619) 440-4683, ext. 401.

December 15 - The El Cajon Farmers' Market continues every Thursday in Downtown El Cajon, from 3:00 p.m. to 6:00 p.m. at the Prescott Promenade, 201 East Main Street. Enjoy fresh fruit, vegetables, bread, vendors, music and more! Please visit: www.elcajonfarmersmarket.org for more information.

December 16 - Alternate Friday closure for El Cajon City offices. Go to: www.cityofelcajon.us for a full calendar of hours for City offices during 2016.

December 23 through January 2 - City offices will be closed in observance of the Holiday Season and New Year's Day.

January 1, 2017 - Happy New Year!

January 10 and 24 - El Cajon City Council Meetings are at 3:00 p.m. and 7:00 p.m., as needed. Meetings held in the Council Chamber at 200 Civic Center Way. For more information, and to view the full agenda online, please visit www.cityofelcajon.us.

January 16 - City offices will be closed in observance of the Martin Luther King Jr. holiday.

Recreation: The City of El Cajon Recreation Guide for Winter 2017 is now available! The City offers a wide variety of classes and sports for every member of the family! See the guide online or pick up a copy at any of the El Cajon recreation centers, local libraries and in the lobby of City Hall. Register in person at any of the recreation centers or online at www.elcajonrec.org. For more information, please call (619) 441-1754.

Stay Informed On City Events, Services & Meetings - Visit the City of El Cajon's new website at www.cityofelcajon.us. See all the exciting events and a variety of meetings planned throughout the year. Register for the "E-NOTIFICATION" system and select the information you would like to receive email notifications about – including news releases. It's easy and it's free. In addition, find links and information for various City departments and services.

RECEIVED OFFICE OF
CITY CLERK
EL CAJON CA
2016 DEC -8 A 9:17

City of El Cajon Agenda Report

MEETING: Dec. 13, 2016

ITEM NO: A



TO: Mayor Wells and Councilmembers

FROM: Belinda Hawley, City Clerk

SUBJECT: DECLARATION OF ELECTION RESULTS OF MEASURE S,
AMENDMENT OF SECTION 201 OF EL CAJON CHARTER

RECOMMENDATION: That the City Council adopts the next RESOLUTION in order declaring the results of the November 8, 2016, General Municipal Election approving an amendment to Section 201 of the El Cajon Charter.

BACKGROUND: On August 9, 2016, a public hearing was held to consider placing on the November 8, 2016 ballot, a measure amending Section 201 of the El Cajon Charter to establish districts for future elections of Councilmembers in the City of El Cajon. The City Council approved the proposal, and Resolutions were adopted ordering submission of the measure on the November 8, 2016 ballot.

The Registrar of Voters has declared the results of that election and the Amendment to El Cajon Charter Section 201, Measure S, passed by a majority vote as follows:


18,671 – Yes	8,327 - No
--------------	------------

Complete Election results are attached to this report. Measure S results can be found on Page 20. Upon adoption of the Resolution declaring the results, and pursuant to Government Code Section 34460, certified copies of the charter amendment text, and required documentation, will be recorded with the San Diego County Recorder, sent to the Secretary of State, and filed with the archives for the City of El Cajon. The amended Charter will be in effect after it has been accepted and chaptered by the Secretary of State and an acknowledgement received.

FISCAL IMPACT: A total budget of \$110,000.00 was allocated for the November 2016 Election for the costs to elect three Council members and for the ballot measure (Measure S). Final costs are not expected to be determined by Registrar of Voters office until early in 2017.

PREPARED BY:

APPROVED BY:


Belinda Hawley, CMC
CITY CLERK


Douglas Williford
CITY MANAGER

RESOLUTION NO. ____-16

RESOLUTION OF THE CITY COUNCIL OF THE
CITY OF EL CAJON, CALIFORNIA, RECITING THE FACT OF
THE GENERAL MUNICIPAL ELECTION HELD IN SAID CITY ON
NOVEMBER 8, 2016 TO CONSIDER AN AMENDMENT OF SECTION
201 OF THE EI CAJON CITY CHARTER; DECLARING THE RESULT
THEREOF, AND SUCH OTHER MATTERS AS PROVIDED BY LAW

WHEREAS, a regular general municipal election was held and conducted in the City of El Cajon, California, on Tuesday, November 8, 2016, as required by law; and

WHEREAS, notice of said election was duly and regularly given in the time, form and manner provided by law; that voting precincts were properly established; that election officers were appointed, and that in all respects said election was held and conducted, and the votes were cast, received and canvassed, and the returns made and declared in the time, form and manner as required by the provisions of the Elections Code of the State of California relating to general law cities; and

WHEREAS, pursuant to Resolution No. 074-16, adopted on the 9th day of August, 2016, the County Registrar of Voters canvassed the returns of said election, and has certified the results to the City Clerk of the City of El Cajon, said results are received, attached hereto and made a part hereof as Exhibit "A."

NOW, THEREFORE, BE IT RESOLVED THAT THE CITY COUNCIL HEREBY DECLARES THE RESULTS OF SAID ELECTION AS FOLLOWS:

SECTION 1: That there were 62 voting precincts established for the purpose of holding said election consisting of consolidations of the election precincts in said City as established for the holding of state and county elections.

SECTION 2: The total number of votes cast in the precincts, except absentee voter ballots, and provisional ballots, was 9,802. The total number of absentee voter ballots cast in the City was 17,196. The total number of votes cast in the City in the Municipal Election, including votes cast in the precincts and absentee voter ballots was 26,998.

SECTION 3: That the Municipal Election was held for the purpose of electing three (3) members of the City Council for terms expiring in December 2020 and submitting to the voters of said City the following measure (Measure S):

MEASURE S: Do you approve amending Section 201 of the City of El Cajon Charter to require election of City Council members by geographic districts in which they reside beginning with the general municipal election to be held in 2018?

That the total number of votes received for Measure S are as follows:

Measure S – City of El Cajon Charter City Measure	Yes	18,671
	No	8,327

SECTION 4: That the number of votes given at each precinct and the number of votes given in the City for and against said measure, are attached as Exhibit "A."

SECTION 5: That the complete text of the amended Section 201 of the El Cajon City Charter is hereby set forth in Exhibit "B."

SECTION 6: The City Council does declare and determine that:

That as a result of said election, a more than one-half majority of the voters voting on the measure relating to MEASURE S did vote in favor of it, and that the measure was carried, and shall be deemed adopted and is hereby ratified by the City Council.

SECTION 7: The City Clerk shall enter on the records of the City Council of said City a statement to the result of said election showing:

- (a) The whole number of votes cast in the City;
- (b) The measure voted upon;
- (c) The number of votes given at each precinct for and against the measure; and
- (d) The total number of votes for and against the measure.

SECTION 8: The City Clerk shall certify to the passage and adoption of this Resolution; shall enter the same in the book of original Resolutions of said City; and shall make a minute of passage and adoption thereof in the records of the proceedings of the City Council of the City of El Cajon.

12/13/16

Election - Certifying Results Measure S (Amend Charter for Districting) 120816

CERTIFICATION OF
COUNTY CLERK/REGISTRAR OF VOTERS
OF THE RESULTS OF THE CANVASS
OF THE NOVEMBER 8, 2016, GENERAL ELECTION

STATE OF CALIFORNIA


COUNTY OF San Diego


} ss.

I, Michael Vu, County Clerk/Registrar of Voters of said county, do hereby certify that, in pursuance to the provisions of Elections Code Section 15300, et seq., I did canvass the results of the votes cast in the General Election held in said County on November 8, 2016, for measures and contests that were submitted to the vote of the voters, and that the Statement of Votes Cast to which this certificate is attached, is full, true and correct.

I hereby set my hand and official seal this 8th day of December 2016

at the County of San Diego





Registrar of Voters

County of San Diego
State of California

Certification of Elections Official (11/2016)

EXHIBIT "A"

COUNTY OF SAN DIEGO
PRESIDENTIAL GENERAL ELECTION
Tuesday, November 8, 2016
Official Results - (San Diego County Portion Only)

Date:12/08/16

Time:07:52:29

Page:1 of 21

Registered Voters 1652875

Num. Report Precinct 2175 - Num. Reporting 2175 100.00%

PRESIDENT/VICE PRESIDENT			
		Total	
Number of Precincts		2175	
Precincts Reporting		2175	100.0 %
Vote For		1	
Times Counted	1346513/1652875		81.5 %
Total Votes		1311618	
CLINTON/KAINE	DEM	735476	56.07%
TRUMP/PENCE	RAI	477766	36.43%
JOHNSON/WELD	LIB	51663	3.94%
STEIN/BARAKA	GRN	22820	1.74%
LA RIVA/BANKS	PF	3353	0.26%

US REPRESENTATIVE - 52nd Dist.			
		Total	
Number of Precincts		447	
Precincts Reporting		447	100.0 %
Vote For		1	
Times Counted	345893/410842		84.2 %
Total Votes		320656	
SCOTT PETERS		181253	56.53%
DENISE GITSHAM		139403	43.47%

UNITED STATES SENATOR			
		Total	
Number of Precincts		2175	
Precincts Reporting		2175	100.0 %
Vote For		1	
Times Counted	1346513/1652875		81.5 %
Total Votes		1071906	
KAMALA D. HARRIS		625843	58.39%
LORETTA L. SANCHEZ		446063	41.61%

US REPRESENTATIVE - 53rd Dist.			
		Total	
Number of Precincts		496	
Precincts Reporting		496	100.0 %
Vote For		1	
Times Counted	322603/400120		80.6 %
Total Votes		296956	
SUSAN A. DAVIS		198988	67.01%
JAMES VELTMEYER		97968	32.99%

US REPRESENTATIVE - 49th Dist. (San Diego Co. Portion Only)			
		Total	
Number of Precincts		409	
Precincts Reporting		409	100.0 %
Vote For		1	
Times Counted	245051/288312		85.0 %
Total Votes		231382	
DOUG APPLGATE		123167	53.23%
DARRELL ISSA		108215	46.77%

STATE SENATE - 39th District.			
		Total	
Number of Precincts		608	
Precincts Reporting		608	100.0 %
Vote For		1	
Times Counted	458745/549954		83.4 %
Total Votes		413739	
TONI ATKINS		258686	62.52%
JOHN RENISON		155053	37.48%

US REPRESENTATIVE - 50th Dist. (San Diego Co. Portion Only)			
		Total	
Number of Precincts		564	
Precincts Reporting		564	100.0 %
Vote For		1	
Times Counted	270466/327105		82.7 %
Total Votes		252387	
DUNCAN HUNTER		159933	63.37%
PATRICK MALLOY		92454	36.63%

STATE ASSEMBLY - 71st District (San Diego Co. Portion Only)			
		Total	
Number of Precincts		391	
Precincts Reporting		391	100.0 %
Vote For		1	
Times Counted	183657/225167		81.6 %
Total Votes		151260	
RANDY VOEPEL		101280	66.96%
LEO HAMEL		49980	33.04%

US REPRESENTATIVE - 51st Dist. (San Diego Co. Portion Only)			
		Total	
Number of Precincts		259	
Precincts Reporting		259	100.0 %
Vote For		1	
Times Counted	162500/226496		71.7 %
Total Votes		152540	
JUAN VARGAS		112606	73.82%
JUAN M. HIDALGO JR.		39934	26.18%

STATE ASSEMBLY - 75th District (San Diego Co. Portion Only)			
		Total	
Number of Precincts		329	
Precincts Reporting		329	100.0 %
Vote For		1	
Times Counted	145833/176200		82.8 %
Total Votes		131673	
MARIE WALDRON		81302	61.75%
ANDREW MASIEL SR.		50371	38.25%

COUNTY OF SAN DIEGO
PRESIDENTIAL GENERAL ELECTION
Tuesday, November 8, 2016
Official Results - (San Diego County Portion Only)

Date:12/08/16
Time:07:52:29
Page:2 of 21

Registered Voters 1652875

Num. Report Precinct 2175 - Num. Reporting 2175 100.00%

STATE ASSEMBLY - 76th District			
	Total		
Number of Precincts	304		
Precincts Reporting	304	100.0 %	
Vote For	1		
Times Counted	206422/244450	84.4 %	
Total Votes	160854		
ROCKY CHAVEZ	95477	59.36%	
THOMAS E. KROUSE	65377	40.64%	

COUNTY BOARD OF EDUCATION			
5TH DISTRICT			
	Total		
Number of Precincts	482		
Precincts Reporting	482	100.0 %	
Vote For	1		
Times Counted	298576/348807	85.6 %	
Total Votes	226346		
RICK SHEA	113536	50.16%	
MARK WYLAND	112810	49.84%	

STATE ASSEMBLY - 77th District			
	Total		
Number of Precincts	332		
Precincts Reporting	332	100.0 %	
Vote For	1		
Times Counted	233316/274675	84.9 %	
Total Votes	209484		
BRIAN MAIENSCH	121140	57.83%	
MELINDA K. VASQUEZ	88344	42.17%	

GROSSMONT-CUYAMACA			
COLLEGE TA - No. 4			
	Total		
Number of Precincts	106		
Precincts Reporting	106	100.0 %	
Vote For	1		
Times Counted	47548/56428	84.3 %	
Total Votes	36691		
ELENA ADAMS	18383	50.10%	
TIMOTHY L. CARUTHERS	18259	49.76%	

STATE ASSEMBLY - 78th District			
	Total		
Number of Precincts	294		
Precincts Reporting	294	100.0 %	
Vote For	1		
Times Counted	233777/279243	83.7 %	
Total Votes	210984		
TODD GLORIA	145850	69.13%	
KEVIN D. MELTON	65134	30.87%	

PALOMAR COM COLLEGE			
	Total		
Number of Precincts	638		
Precincts Reporting	638	100.0 %	
Vote For	3		
Times Counted	329280/393282	83.7 %	
Total Votes	547553		
NANCY ANN HENSCH	118781	21.69%	
NINA DEERFIELD	116307	21.24%	
JOHN J. HALCON	109399	19.98%	
ROSE MARIE DISHMAN	83349	15.22%	
TIM FILLINGER	82683	15.10%	
KEITH MIKAS	36683	6.70%	

STATE ASSEMBLY - 79th District			
	Total		
Number of Precincts	296		
Precincts Reporting	296	100.0 %	
Vote For	1		
Times Counted	193065/248272	77.8 %	
Total Votes	174907		
SHIRLEY N. WEBER	114080	65.22%	
JOHN MOORE	60827	34.78%	

SAN DIEGO COM COLLEGE			
District D			
	Total		
Number of Precincts	576		
Precincts Reporting	576	100.0 %	
Vote For	1		
Times Counted	443365/553104	80.2 %	
Total Votes	318030		
MARY GRAHAM	204445	64.28%	
ALYCE PIPKIN-ALLEN	112461	35.36%	

STATE ASSEMBLY - 80th District			
	Total		
Number of Precincts	229		
Precincts Reporting	229	100.0 %	
Vote For	1		
Times Counted	150443/204868	73.4 %	
Total Votes	139572		
LORENA GONZALEZ	108655	77.85%	
LINCOLN PICKARD	30917	22.15%	

COUNTY OF SAN DIEGO
PRESIDENTIAL GENERAL ELECTION
Tuesday, November 8, 2016
Official Results - (San Diego County Portion Only)

Date:12/08/16
Time:07:52:29
Page:3 of 21

Registered Voters 1652875

Num. Report Precinct 2175 - Num. Reporting 2175 100.00%

SOUTHWESTERN COM COLLEGE			
Seat No. 3	Total		
Number of Precincts	287		
Precincts Reporting	287	100.0 %	
Vote For	1		
Times Counted	180639/233885	77.2 %	
Total Votes	154779		
ROBERTO C. ALCANTAR	60856	39.32%	
WILLIAM MCLEROY	39015	25.21%	
CASEY TANAKA	29202	18.87%	
LEI-CHALA WILSON	15708	10.15%	
LANDER IRIARTE	9734	6.29%	

OCEANSIDE UNIFIED SCHOOL			
	Total		
Number of Precincts	59		
Precincts Reporting	59	100.0 %	
Vote For	2		
Times Counted	47937/59403	80.7 %	
Total Votes	63057		
ELEANOR J. EVANS	15281	24.23%	
MIKE BLESSING	14701	23.31%	
ADRIANNE HAKES	13287	21.07%	
BLAIR DANIELS	10511	16.67%	
BESSIE J. BRONSON	9221	14.62%	

BORREGO SPRINGS UNIFIED SCHOOL			
	Total		
Number of Precincts	3		
Precincts Reporting	3	100.0 %	
Vote For	3		
Times Counted	1390/1597	87.0 %	
Total Votes	2422		
STEVE RIEHLE	646	26.67%	
VIRGINIA JOHNSON	623	25.72%	
ARIE R KORPORAAL	590	24.36%	
VALEEN SZABO	562	23.20%	

POWAY UNIFIED SCHOOL			
	Total		
Number of Precincts	127		
Precincts Reporting	127	100.0 %	
Vote For	2		
Times Counted	97702/114039	85.7 %	
Total Votes	128562		
DARSHANA PATEL	26713	20.78%	
KIMBERLEY BEATTY	24681	19.20%	
DEBRA COOPER	21436	16.67%	
CAROL WARE	13694	10.65%	
JIMMY KARAM	12504	9.73%	
JOHN "CHAS" MORIARTY	7747	6.03%	
TERRY NORWOOD	7289	5.67%	
NICK ANASTASOPOULOS	7235	5.63%	
STANLEY RODKIN	7213	5.61%	

CORONADO UNIFIED SCHOOL (Full Term)			
	Total		
Number of Precincts	11		
Precincts Reporting	11	100.0 %	
Vote For	2		
Times Counted	9210/10572	87.1 %	
Total Votes	11207		
MARIA V. SIMON	4279	38.18%	
JULIE RUSSELL	3718	33.18%	
HELEN ANDERSON-CRUZ	3189	28.46%	

RAMONA UNIFIED SCHOOL			
	Total		
Number of Precincts	30		
Precincts Reporting	30	100.0 %	
Vote For	2		
Times Counted	17641/20798	84.8 %	
Total Votes	23718		
DARYN DRUM	9020	38.03%	
DAWN PERFECT	7913	33.36%	
JOHN RAJCIC	6756	28.48%	

CORONADO UNIFIED SCHOOL (Short Term)			
	Total		
Number of Precincts	11		
Precincts Reporting	11	100.0 %	
Vote For	1		
Times Counted	9210/10572	87.1 %	
Total Votes	6834		
ESTHER R. VALDES	4556	66.67%	
MOLLY LOUISE ZOHN	2266	33.16%	

SAN DIEGO UNIFIED SCHOOL District A			
	Total		
Number of Precincts	576		
Precincts Reporting	576	100.0 %	
Vote For	1		
Times Counted	443087/552750	80.2 %	
Total Votes	318232		
JOHN LEE EVANS	216948	68.17%	
STEPHEN GROCE	100577	31.60%	

COUNTY OF SAN DIEGO
PRESIDENTIAL GENERAL ELECTION
Tuesday, November 8, 2016
Official Results - (San Diego County Portion Only)

Date:12/08/16
Time:07:52:29
Page:4 of 21

Registered Voters 1652875

Num. Report Precinct 2175 - Num. Reporting 2175 100.00%

SAN DIEGO UNIFIED SCHOOL			
District D	Total		
Number of Precincts	576		
Precincts Reporting	576	100.0 %	
Vote For	1		
Times Counted	443087/552750	80.2 %	
Total Votes	284853		
RICHARD A. BARRERA	282195	99.07%	

VISTA UNIFIED SCHOOL			
TA - No. 4	Total		
Number of Precincts	11		
Precincts Reporting	11	100.0 %	
Vote For	1		
Times Counted	8243/10674	77.2 %	
Total Votes	6637		
CIPRIANO VARGAS	3679	55.43%	
HEATHER EMAUS	1641	24.73%	
ANGELA D. CHUNKA	1308	19.71%	

SAN DIEGO UNIFIED SCHOOL			
District E	Total		
Number of Precincts	576		
Precincts Reporting	576	100.0 %	
Vote For	1		
Times Counted	443087/552750	80.2 %	
Total Votes	315503		
S. WHITEHURST-PAYNE	172347	54.63%	
LASHAE COLLINS	142293	45.10%	

VISTA UNIFIED SCHOOL			
TA - No. 5	Total		
Number of Precincts	26		
Precincts Reporting	26	100.0 %	
Vote For	1		
Times Counted	15932/18463	86.3 %	
Total Votes	11480		
RICHARD ALDERSON	6184	53.87%	
ROLAND BUD BALMER	5275	45.95%	

SAN MARCOS UNIFIED SCHOOL			
Total			
Number of Precincts	108		
Precincts Reporting	108	100.0 %	
Vote For	3		
Times Counted	51405/60785	84.6 %	
Total Votes	85864		
RANDY WALTON	17999	20.96%	
JANET MCCLEAN	17116	19.93%	
VICTOR GRAHAM	13445	15.66%	
LUCIA E. ACOSTA	13388	15.59%	
LETICIA ROBLES	13078	15.23%	
MICHAEL BROCK	10789	12.57%	

ESCONDIDO UNION HIGH SCH.			
TA - No. 4	Total		
Number of Precincts	38		
Precincts Reporting	38	100.0 %	
Vote For	1		
Times Counted	13223/16530	80.0 %	
Total Votes	10101		
DANE M. WHITE	5477	54.22%	
CESAR SERRANO	4608	45.62%	

VALLEY CENTER PAUMA UNIFIED SCHOOL			
Total			
Number of Precincts	38		
Precincts Reporting	38	100.0 %	
Vote For	2		
Times Counted	12176/14397	84.6 %	
Total Votes	15033		
BART R SCHWARZ	5251	34.93%	
MARY POLITO	5237	34.84%	
MIKE ADAMS	4544	30.23%	

FALLBROOK UNION HIGH SCHOOL			
Total			
Number of Precincts	38		
Precincts Reporting	38	100.0 %	
Vote For	2		
Times Counted	18696/22518	83.0 %	
Total Votes	21637		
SHARON L. KOEHLER	8380	38.73%	
LEE J. DE MEO	6819	31.52%	
ANTONIO R. ROBLES	6420	29.67%	

VISTA UNIFIED SCHOOL			
TA - No. 1	Total		
Number of Precincts	29		
Precincts Reporting	29	100.0 %	
Vote For	1		
Times Counted	13107/15887	82.5 %	
Total Votes	9825		
ROSEMARY SMITHFIELD	6156	62.66%	
ELIZABETH JAKA	3641	37.06%	

JULIAN UNION HIGH SCHOOL			
Total			
Number of Precincts	14		
Precincts Reporting	14	100.0 %	
Vote For	2		
Times Counted	2398/2736	87.6 %	
Total Votes	2938		
JENNIFER REED	1029	35.02%	
ART COLE	962	32.74%	
LINDA STRINGFELLOW	944	32.13%	

COUNTY OF SAN DIEGO
PRESIDENTIAL GENERAL ELECTION
 Tuesday, November 8, 2016
Official Results - (San Diego County Portion Only)

Date:12/08/16
 Time:07:52:29
 Page:5 of 21

Registered Voters 1652875

Num. Report Precinct 2175 - Num. Reporting 2175 100.00%

SAN DIEGUITO UNION HIGH SCHOOL		
	Total	
Number of Precincts	172	
Precincts Reporting	172	100.0 %
Vote For	2	
Times Counted	97897/110840	88.3 %
Total Votes	125366	
BETH HERGESHEIMER	40339	32.18%
JOYCE DALESSANDRO	39116	31.20%
LUCILE HOOTON LYNCH	18950	15.12%
RANDY BERHOLTZ	17653	14.08%
BOB NASCENZI	9236	7.37%

ALPINE UNION SCHOOL		
	Total	
Number of Precincts	17	
Precincts Reporting	17	100.0 %
Vote For	2	
Times Counted	9874/11565	85.4 %
Total Votes	13299	
JOSEPH P. PERRICONE	3904	29.36%
TRAVIS LYON	3156	23.73%
LOUIS RUSSO	3132	23.55%
CAROLINA GOULD	1937	14.57%
JAMES LUNDQUIST	1162	8.74%

SWEETWATER UNION HIGH TA - No. 2		
	Total	
Number of Precincts	79	
Precincts Reporting	79	100.0 %
Vote For	1	
Times Counted	42152/52255	80.7 %
Total Votes	34329	
KEVIN J PIKE	17005	49.54%
ANDREW VALENCIA	8803	25.64%
HECTOR ROMERO	8444	24.60%

BONSALL UNIFIED SCHOOL		
	Total	
Number of Precincts	40	
Precincts Reporting	40	100.0 %
Vote For	2	
Times Counted	8887/10384	85.6 %
Total Votes	9806	
ERIN MARIE ENGLISH	3398	34.65%
RICHARD OLSON	3274	33.39%
RICHARD "BUCK" SMITH	2949	30.07%

GROSSMONT UNION HIGH SCH. TA - No. 1		
	Total	
Number of Precincts	72	
Precincts Reporting	72	100.0 %
Vote For	1	
Times Counted	35458/46471	76.3 %
Total Votes	28606	
CHRIS FITE	9240	32.30%
STEVE BABBITT	7176	25.09%
RICHARD A. PRECIADO	6563	22.94%
ROLLAND E SLADE	5559	19.43%

CAJON VALLEY UNION SCHOOL		
	Total	
Number of Precincts	124	
Precincts Reporting	124	100.0 %
Vote For	2	
Times Counted	60271/76135	79.2 %
Total Votes	75471	
KAREN CLARK-MEJIA	23298	30.87%
JIM MILLER	21427	28.39%
MICHAEL L. GEORGE	15870	21.03%
RAMONA IRWIN	8362	11.08%
DEVORAH ANN FOX	6453	8.55%

GROSSMONT UNION HIGH SCH. TA - No. 2		
	Total	
Number of Precincts	81	
Precincts Reporting	81	100.0 %
Vote For	1	
Times Counted	45530/54647	83.3 %
Total Votes	34430	
ELVA SALINAS	11952	34.71%
JIM STIERINGER	9587	27.84%
KEVIN G CONOVER	9281	26.96%
ODAY YOUSIF JR.	3567	10.36%

CHULA VISTA ELEMENTARY Seat No. 2		
	Total	
Number of Precincts	195	
Precincts Reporting	195	100.0 %
Vote For	1	
Times Counted	117878/149583	78.8 %
Total Votes	99288	
ARMANDO FARIAS	33611	33.85%
MICHAEL D. JACKSON	31233	31.46%
ROSA MARIA ROBLES	16039	16.15%
WILLARD "DOC" HOWARD	13310	13.41%
HANS D'OLEIRE	4918	4.95%

COUNTY OF SAN DIEGO
PRESIDENTIAL GENERAL ELECTION
Tuesday, November 8, 2016
Official Results - (San Diego County Portion Only)

Date:12/08/16

Time:07:52:29

Page:6 of 21

Registered Voters 1652875

Num. Report Precinct 2175 - Num. Reporting 2175 100.00%

CHULA VISTA ELEMENTARY			
Seat No. 4	Total		
Number of Precincts	195		
Precincts Reporting	195	100.0 %	
Vote For	1		
Times Counted	117878/149583	78.8 %	
Total Votes	96906		
Laurie K. Humphrey	56375	58.17%	
Glendora M. Tremper	40239	41.52%	

JAMUL-DULZURA UNION SCHOOL			
	Total		
Number of Precincts	14		
Precincts Reporting	14	100.0 %	
Vote For	2		
Times Counted	4826/5672	85.1 %	
Total Votes	5449		
Sam Manis	2075	38.08%	
Josh Butner	2025	37.16%	
Shea Quinci	1337	24.54%	

DEL MAR UNION SCHOOL			
	Total		
Number of Precincts	30		
Precincts Reporting	30	100.0 %	
Vote For	2		
Times Counted	22540/25912	87.0 %	
Total Votes	23870		
Erica Halpern	10624	44.51%	
Stephen Cochrane	6707	28.10%	
Darren Gretler	6513	27.29%	

LA MESA-SPRING VALLEY SCHOOL			
	Total		
Number of Precincts	103		
Precincts Reporting	103	100.0 %	
Vote For	2		
Times Counted	59454/73479	80.9 %	
Total Votes	67977		
Emma Turner	19771	29.08%	
Jim Long	17405	25.60%	
Jerry Lecko	16281	23.95%	
Jay Steiger	14429	21.23%	

ENCINITAS UNION SCHOOL			
	Total		
Number of Precincts	69		
Precincts Reporting	69	100.0 %	
Vote For	2		
Times Counted	43014/48330	89.0 %	
Total Votes	53900		
Rimga Viskanta	14104	26.17%	
Leslie Schneider	13818	25.64%	
Patricia S. Sinay	13281	24.64%	
Anne-K Pingree	12667	23.50%	

LAKESIDE UNION SCHOOL			
	Total		
Number of Precincts	32		
Precincts Reporting	32	100.0 %	
Vote For	2		
Times Counted	19107/23310	82.0 %	
Total Votes	25335		
Rhonda Taylor	8125	32.07%	
John V. Butz	4814	19.00%	
Brian Stearns	4760	18.79%	
Twila C. Godley	4450	17.56%	
Keith Hildreth	3163	12.48%	

ESCONDIDO UNION SCHOOL TA - No. 1			
	Total		
Number of Precincts	11		
Precincts Reporting	11	100.0 %	
Vote For	1		
Times Counted	5451/7861	69.3 %	
Total Votes	4457		
Doug Paulson	3150	70.68%	
Giovanny Miranda	1297	29.10%	

NATIONAL SCHOOL			
	Total		
Number of Precincts	29		
Precincts Reporting	29	100.0 %	
Vote For	2		
Times Counted	15620/21911	71.3 %	
Total Votes	17890		
Barbara Avalos	9832	54.96%	
Brian Clapper	5030	28.12%	
Sheryll Celladora	2993	16.73%	

ESCONDIDO UNION SCHOOL TA - No. 3			
	Total		
Number of Precincts	26		
Precincts Reporting	26	100.0 %	
Vote For	1		
Times Counted	13655/16685	81.8 %	
Total Votes	9902		
Joe Muga	6475	65.39%	
Mirek K Gorny	3401	34.35%	

COUNTY OF SAN DIEGO
PRESIDENTIAL GENERAL ELECTION
Tuesday, November 8, 2016
Official Results - (San Diego County Portion Only)

Date:12/08/16
 Time:07:52:29
 Page:7 of 21

Registered Voters 1652875

Num. Report Precinct 2175 - Num. Reporting 2175 100.00%

RANCHO SANTA FE SCHOOL		
	Total	
Number of Precincts	16	
Precincts Reporting	16	100.0 %
Vote For	3	
Times Counted	3817/4292	88.9 %
Total Votes	6375	
TYLER SELTZER	1481	23.23%
SARAH A. NEAL	1250	19.61%
SCOTT D. KAHN	1033	16.20%
ELISE L. DUFRESNE	814	12.77%
JEE MANGHANI	768	12.05%
KYLE JONES	652	10.23%
CHRISTOPHER S. BLATT	375	5.88%

SPENCER VALLEY SCHOOL (Short Term)		
	Total	
Number of Precincts	3	
Precincts Reporting	3	100.0 %
Vote For	1	
Times Counted	283/318	89.0 %
Total Votes	161	
CAROL M. FRAUSTO	108	67.08%
CRISTI LEWIS	53	32.92%

SAN PASQUAL UNION SCHOOL		
	Total	
Number of Precincts	17	
Precincts Reporting	17	100.0 %
Vote For	2	
Times Counted	1720/2024	85.0 %
Total Votes	1930	
ANGIE BAKER	726	37.62%
TIMOTHY SPIVEY	634	32.85%
CHERIE GRAVES	568	29.43%

VALLECITOS SCHOOL		
	Total	
Number of Precincts	5	
Precincts Reporting	5	100.0 %
Vote For	2	
Times Counted	917/1112	82.5 %
Total Votes	969	
MICHELLE LALONDE	369	38.08%
RAE LYNN HEILBRONN	325	33.54%
PAUL T. GEORGANTAS	273	28.17%

SAN YSIDRO SCHOOL (Short Term)		
	Total	
Number of Precincts	21	
Precincts Reporting	21	100.0 %
Vote For	1	
Times Counted	11284/15719	71.8 %
Total Votes	10167	
IRENE LOPEZ	7204	70.86%
STEVEN KINNEY	2949	29.01%

BOARD OF SUPERVISORS DISTRICT NO. 3		
	Total	
Number of Precincts	423	
Precincts Reporting	423	100.0 %
Vote For	1	
Times Counted	286810/339869	84.4 %
Total Votes	229538	
KRISTIN GASPAR	115295	50.23%
DAVE ROBERTS	114023	49.67%

SOUTH BAY UNION SCHOOL		
	Total	
Number of Precincts	32	
Precincts Reporting	32	100.0 %
Vote For	2	
Times Counted	26670/36132	73.8 %
Total Votes	30249	
CHERYL QUINONES	11085	36.65%
B. ELLIOTT-SANDERS	9531	31.51%
TOM SCHAAF	5985	19.79%
KEVIN A DROLET	3607	11.92%

CITY OF CARLSBAD CITY COUNCIL		
	Total	
Number of Precincts	87	
Precincts Reporting	87	100.0 %
Vote For	2	
Times Counted	61603/70152	87.8 %
Total Votes	91142	
KEITH BLACKBURN	21671	23.78%
CORI SCHUMACHER	18624	20.43%
LORRAINE M. WOOD	17924	19.67%
ANN TANNER	15287	16.77%
BILL FOWLER	7982	8.76%
MELANIE BURKHOLDER	5252	5.76%
BRANDON ROWLEY	4357	4.78%

COUNTY OF SAN DIEGO
PRESIDENTIAL GENERAL ELECTION
Tuesday, November 8, 2016
Official Results - (San Diego County Portion Only)

Date:12/08/16
Time:07:52:29
Page:8 of 21

Registered Voters 1652875

Num. Report Precinct 2175 - Num. Reporting 2175 100.00%

CITY OF CHULA VISTA			
CITY COUNCIL - Dist. No. 3			
	Total		
Number of Precincts	39		
Precincts Reporting	39	100.0 %	
Vote For	1		
Times Counted	25789/32604	79.1 %	
Total Votes	22773		
STEVE PADILLA	12720	55.86%	
JASON PAGUIO	10016	43.98%	

CITY OF DEL MAR			
CITY COUNCIL			
	Total		
Number of Precincts	6		
Precincts Reporting	6	100.0 %	
Vote For	3		
Times Counted	2811/3124	90.0 %	
Total Votes	6493		
DAVE DRUKER	1368	21.07%	
ELLIE HAVILAND	1246	19.19%	
SHERRYL PARKS	1201	18.50%	
T. PATRICK STUBBS	1075	16.56%	
JIM BENEDICT	869	13.38%	
AL CORTI	723	11.14%	

CITY OF CHULA VISTA			
CITY COUNCIL - Dist. No. 4			
	Total		
Number of Precincts	30		
Precincts Reporting	30	100.0 %	
Vote For	1		
Times Counted	21554/29077	74.1 %	
Total Votes	19588		
MIKE DIAZ	10205	52.10%	
RUDY RAMIREZ	9358	47.77%	

CITY OF EL CAJON			
CITY COUNCIL			
	Total		
Number of Precincts	62		
Precincts Reporting	62	100.0 %	
Vote For	3		
Times Counted	31770/41566	76.4 %	
Total Votes	62659		
W.E. "BOB" MCCLELLAN	8687	13.86%	
BEN KALASHO	8015	12.79%	
STEVE GOBLE	7905	12.62%	
STAR BALES	6744	10.76%	
STEPHANIE L. HARPER	6452	10.30%	
VICKIE BUTCHER	5752	9.18%	
PAUL CIRCO	5649	9.02%	
HUMBERT CABRERA	5323	8.50%	
JOSEPH R. FOUNTAIN	4438	7.08%	
GEORGE V. GLOVER	3659	5.84%	

CITY OF CORONADO			
MAYOR			
	Total		
Number of Precincts	12		
Precincts Reporting	12	100.0 %	
Vote For	1		
Times Counted	9210/10572	87.1 %	
Total Votes	8541		
RICHARD BAILEY	4772	55.87%	
CARRIE DOWNEY	3760	44.02%	

CITY OF ENCINITAS			
MAYOR			
	Total		
Number of Precincts	52		
Precincts Reporting	52	100.0 %	
Vote For	1		
Times Counted	35818/40371	88.7 %	
Total Votes	31389		
CATHERINE BLAKESPEAR	21083	67.17%	
PAUL GASPAR	10270	32.72%	

CITY OF CORONADO			
CITY COUNCIL			
	Total		
Number of Precincts	12		
Precincts Reporting	12	100.0 %	
Vote For	2		
Times Counted	9210/10572	87.1 %	
Total Votes	13326		
WHITNEY BENZIAN	4395	32.98%	
MIKE DONOVAN	3812	28.61%	
MARVIN HEINZE	2763	20.73%	
DERIK J. MUNDT	1400	10.51%	
RONALD A. HAUSER	937	7.03%	

CITY OF ENCINITAS			
CITY COUNCIL			
	Total		
Number of Precincts	52		
Precincts Reporting	52	100.0 %	
Vote For	3		
Times Counted	35818/40371	88.7 %	
Total Votes	64231		
TONY KRANZ	14511	22.59%	
T. BOERNER HORVATH	14051	21.88%	
MARK MUIR	13553	21.10%	
PHIL GRAHAM	11088	17.26%	
TONY BRANDENBURG	10945	17.04%	

COUNTY OF SAN DIEGO
PRESIDENTIAL GENERAL ELECTION
Tuesday, November 8, 2016
Official Results - (San Diego County Portion Only)

Date:12/08/16

Time:07:52:29

Page:9 of 21

Registered Voters 1652875

Num. Report Precinct 2175 - Num. Reporting 2175 100.00%

CITY OF ESCONDIDO		CITY COUNCIL - Dist. No. 3		Total
Number of Precincts				22
Precincts Reporting			100.0 %	22
Vote For		1		
Times Counted	11479/14784		77.6 %	
Total Votes		10018		
OLGA DIAZ		5982	59.71%	
JOSE "JOE" GARCIA		4027	40.20%	

CITY OF LA MESA		CITY COUNCIL		Total
Number of Precincts				37
Precincts Reporting			100.0 %	37
Vote For		2		
Times Counted	27569/33579		82.1 %	
Total Votes		34317		
KRISTINE C. ALESSIO		12252	35.70%	
COLIN PARENT		11912	34.71%	
RUTH STERLING		10107	29.45%	

CITY OF ESCONDIDO		CITY COUNCIL - Dist. No. 4		Total
Number of Precincts				23
Precincts Reporting			100.0 %	23
Vote For		1		
Times Counted	15160/18530		81.8 %	
Total Votes		12281		
MIKE MORASCO		7546	61.44%	
INGRID RAINEY		4719	38.43%	

CITY OF LEMON GROVE		MAYOR		Total
Number of Precincts				14
Precincts Reporting			100.0 %	14
Vote For		1		
Times Counted	10236/13564		75.5 %	
Total Votes		9238		
RACQUEL VASQUEZ		4036	43.69%	
GEORGE GASTIL		3786	40.98%	
TERESA A. ROSIAK		1401	15.17%	

CITY OF ESCONDIDO		CITY TREASURER		Total
Number of Precincts				87
Precincts Reporting			100.0 %	87
Vote For		1		
Times Counted	50137/63019		79.6 %	
Total Votes		39739		
DOUGLAS W. SHULTZ		14339	36.08%	
JOHN TRUDELL		10168	25.59%	
BLAISE J. JACKSON		6925	17.43%	
RYAN T. CLARK		5755	14.48%	
ROBROY R. FAWCETT		2513	6.32%	

CITY OF LEMON GROVE		CITY COUNCIL		Total
Number of Precincts				14
Precincts Reporting			100.0 %	14
Vote For		2		
Times Counted	10236/13564		75.5 %	
Total Votes		14352		
DAVID ARAMBULA		3156	21.99%	
MATT MENDOZA		3026	21.08%	
JERRY SELBY		2145	14.95%	
MICHAEL E. SUMMERS		2136	14.88%	
STEVE BROWNE		2131	14.85%	
CHARLENE MCADORY		1126	7.85%	
GLENN A. THORNTON JR		622	4.33%	

CITY OF IMPERIAL BEACH		CITY COUNCIL		Total
Number of Precincts				12
Precincts Reporting			100.0 %	12
Vote For		2		
Times Counted	9056/12169		74.4 %	
Total Votes		12613		
MARK WEST		3485	27.63%	
BOBBY PATTON		3198	25.35%	
TIM O'NEAL		2042	16.19%	
JULIE BEHRENS		1530	12.13%	
MOISES CAMACHO		1367	10.84%	
M. SANCHEZ-HUFFMAN		977	7.75%	

CITY OF NATIONAL CITY		CITY COUNCIL		Total
Number of Precincts				23
Precincts Reporting			100.0 %	23
Vote For		2		
Times Counted	15662/21994		71.2 %	
Total Votes		20986		
A. SOTELO-SOLIS		5697	27.15%	
JERRY CANO		3777	18.00%	
JOSE RODRIGUEZ		3699	17.63%	
LUIS NATIVIDAD		3225	15.37%	
CANDY MORALES		2724	12.98%	
DAVID GARCIA		1833	8.73%	

COUNTY OF SAN DIEGO
PRESIDENTIAL GENERAL ELECTION
Tuesday, November 8, 2016
Official Results - (San Diego County Portion Only)

Date:12/08/16
Time:07:52:29
Page:10 of 21

Registered Voters 1652875

Num. Report Precinct 2175 - Num. Reporting 2175 100.00%

CITY OF NATIONAL CITY		
CITY CLERK	Total	
Number of Precincts	23	
Precincts Reporting	23	100.0 %
Vote For	1	
Times Counted	15662/21994	71.2 %
Total Votes	12784	
MICHAEL "MIKE" DALLA	12666	99.08%

CITY OF OCEANSIDE		
CITY CLERK	Total	
Number of Precincts	98	
Precincts Reporting	98	100.0 %
Vote For	1	
Times Counted	72291/87612	82.5 %
Total Votes	52812	
ZACK BECK	52470	99.35%

CITY OF NATIONAL CITY		
CITY TREASURER	Total	
Number of Precincts	23	
Precincts Reporting	23	100.0 %
Vote For	1	
Times Counted	15662/21994	71.2 %
Total Votes	13675	
R. MITCHEL BEAUCHAMP	8757	64.04%
D DELOSSANTOS YAMANE	4873	35.63%

CITY OF OCEANSIDE		
CITY TREASURER	Total	
Number of Precincts	98	
Precincts Reporting	98	100.0 %
Vote For	1	
Times Counted	72291/87612	82.5 %
Total Votes	57512	
GARY M. ERNST	29622	51.51%
NADINE SCOTT	27766	48.28%

CITY OF OCEANSIDE		
MAYOR	Total	
Number of Precincts	98	
Precincts Reporting	98	100.0 %
Vote For	1	
Times Counted	72291/87612	82.5 %
Total Votes	62762	
JIM WOOD	39573	63.05%
JIM GIBSON	14734	23.48%
CYNTHIA ROCCO	3764	6.00%
RICK KRATCOSKI	2650	4.22%
GEORGE KERPANI	1954	3.11%

CITY OF POWAY		
CITY COUNCIL	Total	
Number of Precincts	32	
Precincts Reporting	32	100.0 %
Vote For	2	
Times Counted	25185/29173	86.3 %
Total Votes	36425	
JIM CUNNINGHAM	9542	26.20%
BARRY LEONARD	6291	17.27%
JULIE BENDINELLI	3820	10.49%
JOE CALABRESE	3133	8.60%
AMY ROMAKER	2905	7.98%
JONATHAN "JON" RYAN	2680	7.36%
SEAN FINLEY	2603	7.15%
CHRIS OLPS	2337	6.42%
TORREY POWERS	1696	4.66%
JOHN MC CONNIN	1397	3.84%

CITY OF OCEANSIDE		
CITY COUNCIL	Total	
Number of Precincts	98	
Precincts Reporting	98	100.0 %
Vote For	2	
Times Counted	72291/87612	82.5 %
Total Votes	105781	
ESTHER SANCHEZ	25851	24.44%
JACK FELLER	22903	21.65%
LINDA GONZALES	18242	17.25%
STEVE HASTY	13850	13.09%
WARD O'DOHERTY	10946	10.35%
VICTOR ROY	10847	10.25%
DANIEL DUMOUCHEL	3062	2.89%

CITY OF SAN DIEGO		
CITY ATTORNEY	Total	
Number of Precincts	769	
Precincts Reporting	769	100.0 %
Vote For	1	
Times Counted	577049/716454	80.5 %
Total Votes	465857	
MARA ELLIOTT	267122	57.34%
ROBERT HICKEY	198735	42.66%

COUNTY OF SAN DIEGO
PRESIDENTIAL GENERAL ELECTION
 Tuesday, November 8, 2016
Official Results - (San Diego County Portion Only)

Date:12/08/16
 Time:07:52:29
 Page:11 of 21

Registered Voters 1652875

Num. Report Precinct 2175 - Num. Reporting 2175 100.00%

CITY OF SAN DIEGO			
CITY COUNCIL - Dist. No. 1			
	Total		
Number of Precincts	99		
Precincts Reporting	99	100.0 %	
Vote For	1		
Times Counted	74197/86053	86.2 %	
Total Votes	58775		
BARBARA BRY	38470	65.45%	
RAY ELLIS	20305	34.55%	

CITY OF SOLANA BEACH			
CITY COUNCIL			
	Total		
Number of Precincts	14		
Precincts Reporting	14	100.0 %	
Vote For	3		
Times Counted	7684/8611	89.2 %	
Total Votes	16252		
DAVID ZITO	3820	23.50%	
JEWEL EDSON	3422	21.06%	
JUDY HEGENAUER	3378	20.79%	
CHRIS HOHN	2174	13.38%	
CYNTHIA WALSH	2154	13.25%	
EDWARD SIEGEL	1294	7.96%	

CITY OF SAN DIEGO			
CITY COUNCIL - Dist. No. 9			
	Total		
Number of Precincts	65		
Precincts Reporting	65	100.0 %	
Vote For	1		
Times Counted	44586/62141	71.7 %	
Total Votes	36658		
GEORGETTE GOMEZ	20075	54.76%	
RICARDO FLORES	16583	45.24%	

CITY OF VISTA			
CITY COUNCIL			
	Total		
Number of Precincts	49		
Precincts Reporting	49	100.0 %	
Vote For	2		
Times Counted	32784/40837	80.3 %	
Total Votes	47113		
AMANDA RIGBY	9294	19.73%	
JOE GREEN	8577	18.21%	
DALE PILAT	7363	15.63%	
CODY W. CAMPBELL	7284	15.46%	
ERUBEY LOPEZ	6455	13.70%	
TOM FLEMING	5310	11.27%	
VICTORIA WAUFLE	2805	5.95%	

CITY OF SAN MARCOS			
CITY COUNCIL			
	Total		
Number of Precincts	63		
Precincts Reporting	63	100.0 %	
Vote For	2		
Times Counted	34901/41706	83.7 %	
Total Votes	45450		
REBECCA D. JONES	17148	37.73%	
SHARON JENKINS	14349	31.57%	
MATT STACK	7148	15.73%	
RJ HERNANDEZ	6770	14.90%	

ALPINE FIRE PROTECTION			
	Total		
Number of Precincts	12		
Precincts Reporting	12	100.0 %	
Vote For	2		
Times Counted	8236/9622	85.6 %	
Total Votes	9405		
THOMAS "JAMES" MANN	3035	32.27%	
STEVE TAYLOR	2012	21.39%	
JENNIFER MARTINEZ	1944	20.67%	
SHAWN DAVID LARKIN	1345	14.30%	
GLENDA L. ARCHER	1056	11.23%	

CITY OF SANTEE			
MAYOR			
	Total		
Number of Precincts	39		
Precincts Reporting	39	100.0 %	
Vote For	1		
Times Counted	26716/31928	83.7 %	
Total Votes	23676		
JOHN W. MINTO	12716	53.71%	
ROB MCNELIS	10889	45.99%	

CITY OF SANTEE			
CITY COUNCIL			
	Total		
Number of Precincts	39		
Precincts Reporting	39	100.0 %	
Vote For	1		
Times Counted	26716/31928	83.7 %	
Total Votes	23246		
STEPHEN HOULAHAN	9882	42.51%	
DUSTIN TROTTER	6784	29.18%	
MASON HERRON	6550	28.18%	

COUNTY OF SAN DIEGO
PRESIDENTIAL GENERAL ELECTION
Tuesday, November 8, 2016
Official Results - (San Diego County Portion Only)

Date:12/08/16
 Time:07:52:29
 Page:12 of 21

Registered Voters 1652875

Num. Report Precinct 2175 - Num. Reporting 2175 100.00%

FALLBROOK CPA		Total	
Number of Precincts		42	
Precincts Reporting		42	100.0 %
Vote For		8	
Times Counted	19830/23421		84.7 %
Total Votes		58939	
ROY MOOSA		8681	14.73%
LEE J. DE MEO		7283	12.36%
DONNA T. GEBHART		7246	12.29%
WILLIAM LEACH		6924	11.75%
WILLIAM A. OCONNOR		6317	10.72%
JACK F. WOOD		6212	10.54%
JAMES "JIM" LOGE		6106	10.36%
KAREL HANSON		5461	9.27%
RICHARD BILLBURG		4646	7.88%

HELIX WATER		Total	
Div. No. 1			
Number of Precincts		42	
Precincts Reporting		42	100.0 %
Vote For		1	
Times Counted	20822/26475		78.6 %
Total Votes		15860	
LUIS "LU" P. TEJEDA		5636	35.54%
DAN MCMILLAN		5451	34.37%
JOHN B LINDEN		3963	24.99%
AARON ZAJAC		795	5.01%

FALLBROOK PUBLIC UTILITY		Total	
Div. No. 1			
Number of Precincts		7	
Precincts Reporting		7	100.0 %
Vote For		1	
Times Counted	3782/4373		86.5 %
Total Votes		2568	
ALVIN W. GEBHART		1400	54.52%
ROBERT D. ANDERSON		1162	45.25%

HELIX WATER		Total	
Div. No. 3			
Number of Precincts		33	
Precincts Reporting		33	100.0 %
Vote For		1	
Times Counted	20450/26994		75.8 %
Total Votes		15755	
MARK GRACYK		9071	57.58%
ERIK COLLINS		3841	24.38%
CHUCK MUSE		2795	17.74%

FALLBROOK PUBLIC UTILITY		Total	
Div. No. 4			
Number of Precincts		5	
Precincts Reporting		5	100.0 %
Vote For		1	
Times Counted	3245/3757		86.4 %
Total Votes		2439	
DON B MCDUGAL		1279	52.44%
MARILEE LOWE		1153	47.27%

JACUMBA CSD		Total	
Number of Precincts		1	
Precincts Reporting		1	100.0 %
Vote For		2	
Times Counted	144/195		73.8 %
Total Votes		190	
PATRICIA A. FAUBLE		79	41.58%
RICHARD HENRY ALCORN		67	35.26%
G. DAVID MOSS		44	23.16%

GROSSMONT HEALTHCARE		Total	
Number of Precincts		409	
Precincts Reporting		409	100.0 %
Vote For		3	
Times Counted	216054/265978		81.2 %
Total Votes		351027	
VIRGINIA HALL		88930	25.33%
MICHAEL A EMERSON		66967	19.08%
W.R. BOB AYRES		59221	16.87%
PRISCILLA SCHREIBER		56038	15.96%
ART MADRID		48956	13.95%
JIMMY L. PARKER		30588	8.71%

JULIAN-CUYAMACA FIRE		Total	
Number of Precincts		6	
Precincts Reporting		6	100.0 %
Vote For		3	
Times Counted	1961/2217		88.5 %
Total Votes		3543	
BRIAN KRAMER		1146	32.35%
HARRY C. SEIFERT		989	27.91%
AIDA TUCKER		809	22.83%
ALAN H MARVIN		594	16.77%

COUNTY OF SAN DIEGO
PRESIDENTIAL GENERAL ELECTION
Tuesday, November 8, 2016
Official Results - (San Diego County Portion Only)

Date:12/08/16
 Time:07:52:29
 Page:13 of 21

Registered Voters 1652875

Num. Report Precinct 2175 - Num. Reporting 2175 100.00%

LAKESIDE WATER DISTRICT			
Div. No. 4	Total		
Number of Precincts	5		
Precincts Reporting	5	100.0 %	
Vote For	1		
Times Counted	2297/2968	77.4 %	
Total Votes	1818		
STEVE ROBAK	1010	55.56%	
BROOKS BOULTER	806	44.33%	

OTAY WATER			
Div. No. 5	Total		
Number of Precincts	53		
Precincts Reporting	53	100.0 %	
Vote For	1		
Times Counted	21323/25059	85.1 %	
Total Votes	15640		
MARK ROBAK	8887	56.82%	
DAVID T. CHARLES	6729	43.02%	

LEUCADIA WASTEWATER			
	Total		
Number of Precincts	49		
Precincts Reporting	49	100.0 %	
Vote For	3		
Times Counted	35411/39793	89.0 %	
Total Votes	50671		
JUDY HANSON	14850	29.31%	
DONALD F. OMSTED	13483	26.61%	
ALLAN H. JULIUSSEN	12753	25.17%	
SCOTT LILJEGREN	9544	18.84%	

PALOMAR HEALTH			
	Total		
Number of Precincts	403		
Precincts Reporting	403	100.0 %	
Vote For	3		
Times Counted	222630/265659	83.8 %	
Total Votes	359652		
JEFF GRIFFITH	75911	21.11%	
DOUG MOIR	62366	17.34%	
JOY GORZEMAN	59964	16.67%	
AERON D. WICKES	57723	16.05%	
LINDA CAROL GREER	57629	16.02%	
DALE E. BARDIN	45831	12.74%	

OLIVENHAIN MUNI WATER			
Div. No. 2	Total		
Number of Precincts	16		
Precincts Reporting	16	100.0 %	
Vote For	1		
Times Counted	8341/9235	90.3 %	
Total Votes	5545		
LAWRENCE A. WATT	2755	49.68%	
ERIC K. ARMSTRONG	2270	40.94%	
LOU LOLLIO	519	9.36%	

PAUMA VALLEY CSD			
	Total		
Number of Precincts	5		
Precincts Reporting	5	100.0 %	
Vote For	2		
Times Counted	369/401	92.0 %	
Total Votes	578		
BILL J SCHULTZ	236	40.83%	
HEIDI PERSON	194	33.56%	
CHARLES MATHEWS	146	25.26%	

OTAY WATER			
Div. No. 2	Total		
Number of Precincts	30		
Precincts Reporting	30	100.0 %	
Vote For	1		
Times Counted	14934/18627	80.2 %	
Total Votes	12774		
MITCH THOMPSON	7082	55.44%	
PAULA WHITSELL	5667	44.36%	

RAINBOW MUNICIPAL WATER			
Div. No. 2	Total		
Number of Precincts	17		
Precincts Reporting	17	100.0 %	
Vote For	1		
Times Counted	2336/2638	88.6 %	
Total Votes	1574		
C. HAYDEN HAMILTON	843	53.56%	
RICHARD BIGLEY	727	46.19%	

OTAY WATER			
Div. No. 4	Total		
Number of Precincts	27		
Precincts Reporting	27	100.0 %	
Vote For	1		
Times Counted	17762/21804	81.5 %	
Total Votes	14472		
HECTOR R. GASTELUM	8126	56.15%	
JOSE A. LOPEZ	6311	43.61%	

RAINBOW MUNICIPAL WATER			
Div. No. 5	Total		
Number of Precincts	9		
Precincts Reporting	9	100.0 %	
Vote For	1		
Times Counted	1944/2333	83.3 %	
Total Votes	1421		
MICHAEL P MACK	777	54.68%	
DENNIS A. SANFORD	642	45.18%	

COUNTY OF SAN DIEGO
PRESIDENTIAL GENERAL ELECTION
 Tuesday, November 8, 2016
 Official Results - (San Diego County Portion Only)

Date:12/08/16
 Time:07:52:29
 Page:14 of 21

Registered Voters 1652875

Num. Report Precinct 2175 - Num. Reporting 2175 100.00%

RAMONA CPA		Total	
Number of Precincts	34		
Precincts Reporting	34	100.0 %	
Vote For	8		
Times Counted	17931/21136	84.8 %	
Total Votes	61752		
CHRISTOPHER HOLLOWAY	6243	10.11%	
DAN SUMMERS	6004	9.72%	
CASEY ROBERT LYNCH	5242	8.49%	
RICHARD S TOMLINSON	5091	8.24%	
JIM COOPER	4811	7.79%	
DONNA F. MYERS	4763	7.71%	
PAUL STYKEL	4185	6.78%	
TORRY BREAN	4107	6.65%	
ROBIN JOY MAXSON	4092	6.63%	
RICK REILING	3961	6.41%	
JEFFREY R. LECLAIR	3695	5.98%	
SALLY WESTBROOK	3667	5.94%	
DWIGHT WEBSTER	3403	5.51%	
KEVIN F. WALLACE	2369	3.84%	

SAN MIGUEL CONSOLIDATED		Total	
FIRE PROTECTION			
Number of Precincts	109		
Precincts Reporting	109	100.0 %	
Vote For	4		
Times Counted	53381/66040	80.8 %	
Total Votes	122556		
KIM RADDATZ	22916	18.70%	
JEFFREY L. NELSON	18363	14.98%	
WILLIAM A. KIEL	15393	12.56%	
DAVE RICKARDS	13671	11.15%	
KARRIE JOHNSTON	13344	10.89%	
CHARLIE CLEAVES	12564	10.25%	
RICHARD J. AUGUSTINE	10887	8.88%	
EVERETT EVLETH	7972	6.50%	
RANDY DIBB	7368	6.01%	

RAMONA MUNICIPAL WATER		Total	
Div. No. 3			
Number of Precincts	7		
Precincts Reporting	7	100.0 %	
Vote For	1		
Times Counted	3771/4444	84.9 %	
Total Votes	3133		
THOMAS N. ACE	1692	54.01%	
JIM PIVA	1433	45.74%	

SANTA FE IRRIGATION		Total	
Div. No. 1			
Number of Precincts	10		
Precincts Reporting	10	100.0 %	
Vote For	1		
Times Counted	2520/2802	89.9 %	
Total Votes	1715		
KENNETH DUNFORD	973	56.73%	
DEREK CLOTFELTER	740	43.15%	

RAMONA MUNICIPAL WATER		Total	
Div. No. 5			
Number of Precincts	5		
Precincts Reporting	5	100.0 %	
Vote For	1		
Times Counted	3804/4396	86.5 %	
Total Votes	3109		
BRYAN A. WADLINGTON	1118	35.96%	
DOUG KAFKA	1001	32.20%	
GARY HURST	974	31.33%	

SANTA FE IRRIGATION		Total	
Div. No. 2			
Number of Precincts	5		
Precincts Reporting	5	100.0 %	
Vote For	1		
Times Counted	2227/2498	89.2 %	
Total Votes	1556		
DAVID G. PETREE	1103	70.89%	
ROBERT FEHER	451	28.98%	

SOUTH BAY IRRIGATION		Total	
Div. No. 2			
Number of Precincts	13		
Precincts Reporting	13	100.0 %	
Vote For	1		
Times Counted	8179/11458	71.4 %	
Total Votes	7108		
JOSE F. CERDA	4348	61.17%	
JOHN VOGEL	2741	38.56%	

COUNTY OF SAN DIEGO
PRESIDENTIAL GENERAL ELECTION
Tuesday, November 8, 2016
Official Results - (San Diego County Portion Only)

Date:12/08/16
 Time:07:52:29
 Page:15 of 21

Registered Voters 1652875

Num. Report Precinct 2175 - Num. Reporting 2175 100.00%

SOUTH BAY IRRIGATION		
Div. No. 3	Total	
Number of Precincts	20	
Precincts Reporting	20	100.0 %
Vote For	1	
Times Counted	11084/13964	79.4 %
Total Votes	9204	
JOSE PRECIADO	5464	59.37%
DANIEL MUNOZ	3715	40.36%

VALLECITOS WATER		
Div. No. 4	Total	
Number of Precincts	28	
Precincts Reporting	28	100.0 %
Vote For	1	
Times Counted	11166/12878	86.7 %
Total Votes	8021	
MIKE A SANNELLA	5794	72.24%
A.J. VAN DE VEN	2201	27.44%

SOUTH BAY IRRIGATION		
Div. No. 5	Total	
Number of Precincts	44	
Precincts Reporting	44	100.0 %
Vote For	1	
Times Counted	11618/14090	82.5 %
Total Votes	9277	
JOSIE CALDERON SCOTT	5082	54.78%
ERNESTO L. ZAMUDIO	4169	44.94%

VALLECITOS WATER		
Div. No. 5	Total	
Number of Precincts	20	
Precincts Reporting	20	100.0 %
Vote For	1	
Times Counted	9333/10754	86.8 %
Total Votes	6773	
HAL MARTIN	4221	62.32%
WAYNE LUDWIG	2545	37.58%

TRI-CITY HEALTHCARE		
	Total	
Number of Precincts	206	
Precincts Reporting	206	100.0 %
Vote For	4	
Times Counted	143577/173065	83.0 %
Total Votes	310989	
LEIGH ANNE GRASS	57381	18.45%
LARRY W SCHALLOCK	42188	13.57%
ROSEMARIE V. RENO	42182	13.56%
JULIE NYGAARD	31619	10.17%
RAMONA FINNILA	30444	9.79%
DAN HUGHES	30134	9.69%
DONNA RENCSAK	30071	9.67%
FRANK GOULD	24006	7.72%
MARGGIE CASTELLANO	22759	7.32%

VALLEY CENTER CPA		
	Total	
Number of Precincts	22	
Precincts Reporting	22	100.0 %
Vote For	8	
Times Counted	10166/11964	85.0 %
Total Votes	29171	
ANN G. QUINLEY	4018	13.77%
OLIVER J. SMITH	3929	13.47%
JEANA BOULOS	3602	12.35%
WILLIAM DEL PILAR	3521	12.07%
SUE JANISCH	3262	11.18%
ASHLY JEAN MELLOR	3121	10.70%
MARY GAINES	2942	10.09%
KATHY MACKENZIE	2528	8.67%
MICHAEL BLOBE	2226	7.63%

VALLECITOS WATER		
Div. No. 1	Total	
Number of Precincts	29	
Precincts Reporting	29	100.0 %
Vote For	1	
Times Counted	9633/11369	84.7 %
Total Votes	7458	
BETTY D. EVANS	3099	41.55%
MICHAEL D. HUNSAKER	2895	38.82%
KELLY CREWS	1456	19.52%

VALLEY CENTER FIRE		
	Total	
Number of Precincts	19	
Precincts Reporting	19	100.0 %
Vote For	2	
Times Counted	8910/10544	84.5 %
Total Votes	11092	
MICHAEL O'CONNOR	4490	40.48%
JIM WOLD	3822	34.46%
WEAVER C SIMONSEN	2192	19.76%
WILLIAM L PALMER	584	5.27%

COUNTY OF SAN DIEGO
PRESIDENTIAL GENERAL ELECTION
 Tuesday, November 8, 2016
Official Results - (San Diego County Portion Only)

Date:12/08/16
 Time:07:52:29
 Page:16 of 21

Registered Voters 1652875

Num. Report Precinct 2175 - Num. Reporting 2175 100.00%

VALLEY CENTER WATER		
Div. No. 1	Total	
Number of Precincts	12	
Precincts Reporting	12	100.0 %
Vote For	1	
Times Counted	2969/3464	85.7 %
Total Votes	2256	
ROBERT A. POLITO	1878	83.24%
WILLIAM DEL PILAR	377	16.71%

PROP 51 - STATE SCHOOL BONDS		
	Total	
Number of Precincts	2175	
Precincts Reporting	2175	100.0 %
Vote For	1	
Times Counted	1346513/1652875	81.5 %
Total Votes	1251728	
YES	679149	54.26%
NO	572579	45.74%

VALLEY CENTER WATER		
Div. No. 4	Total	
Number of Precincts	15	
Precincts Reporting	15	100.0 %
Vote For	1	
Times Counted	2675/3144	85.1 %
Total Votes	2028	
ENRICO FERRO	1246	61.44%
BOB LENSON	781	38.51%

PROP 52 - STATE MEDI-CAL HOSPITAL FEE		
	Total	
Number of Precincts	2175	
Precincts Reporting	2175	100.0 %
Vote For	1	
Times Counted	1346513/1652875	81.5 %
Total Votes	1232109	
YES	860856	69.87%
NO	371253	30.13%

WHISPERING PALMS CSD		
	Total	
Number of Precincts	4	
Precincts Reporting	4	100.0 %
Vote For	3	
Times Counted	1617/1805	89.6 %
Total Votes	2396	
BYRON L. HANCHETT	563	23.50%
DOUGLAS MANATT	539	22.50%
KATHY MC HENRY	529	22.08%
VALERIE THATCHER	426	17.78%
ROSS A. MARTIN	338	14.11%

PROP 53 - STATE REVENUE BONDS		
	Total	
Number of Precincts	2175	
Precincts Reporting	2175	100.0 %
Vote For	1	
Times Counted	1346513/1652875	81.5 %
Total Votes	1196666	
YES	625016	52.23%
NO	571650	47.77%

WYNOLA WATER		
	Total	
Number of Precincts	1	
Precincts Reporting	1	100.0 %
Vote For	2	
Times Counted	112/120	93.3 %
Total Votes	175	
TIMOTHY J. TASCHLER	67	38.29%
MICHAEL A. ASMUSSEN	56	32.00%
JO ANN BERNARD	52	29.71%

PROP 54 - STATE LEGISLATURE		
	Total	
Number of Precincts	2175	
Precincts Reporting	2175	100.0 %
Vote For	1	
Times Counted	1346513/1652875	81.5 %
Total Votes	1210887	
YES	787455	65.03%
NO	423432	34.97%

YUIMA MUNICIPAL WATER		
Div. No. 2	Total	
Number of Precincts	3	
Precincts Reporting	3	100.0 %
Vote For	1	
Times Counted	121/134	90.3 %
Total Votes	117	
ROLAND SIMPSON	70	59.83%
LORI A. JOHNSON	46	39.32%

PROP 55 - STATE TAX EXTENSION		
	Total	
Number of Precincts	2175	
Precincts Reporting	2175	100.0 %
Vote For	1	
Times Counted	1346513/1652875	81.5 %
Total Votes	1241416	
YES	756412	60.93%
NO	485004	39.07%

COUNTY OF SAN DIEGO
PRESIDENTIAL GENERAL ELECTION
 Tuesday, November 8, 2016
 Official Results - (San Diego County Portion Only)

Date:12/08/16
 Time:07:52:29
 Page:17 of 21

Registered Voters 1652875

Num. Report Precinct 2175 - Num. Reporting 2175 100.00%

PROP 56 - STATE CIGARETTE TAX			
	Total		
Number of Precincts	2175		
Precincts Reporting	2175	100.0 %	
Vote For	1		
Times Counted	1346513/1652875	81.5 %	
Total Votes	1281705		
YES	810089	63.20%	
NO	471616	36.80%	

PROP 61 - STATE PRESCRIPTION DRUG PURCHASES			
	Total		
Number of Precincts	2175		
Precincts Reporting	2175	100.0 %	
Vote For	1		
Times Counted	1346513/1652875	81.5 %	
Total Votes	1213873		
NO	655410	53.99%	
YES	558463	46.01%	

PROP 57 - STATE CRIMINAL SENTENCES			
	Total		
Number of Precincts	2175		
Precincts Reporting	2175	100.0 %	
Vote For	1		
Times Counted	1346513/1652875	81.5 %	
Total Votes	1242926		
YES	832800	67.00%	
NO	410126	33.00%	

PROP 62 - STATE DEATH PENALTY			
	Total		
Number of Precincts	2175		
Precincts Reporting	2175	100.0 %	
Vote For	1		
Times Counted	1346513/1652875	81.5 %	
Total Votes	1243538		
NO	683234	54.94%	
YES	560304	45.06%	

PROP 58 - STATE ENGLISH PROFICIENCY			
	Total		
Number of Precincts	2175		
Precincts Reporting	2175	100.0 %	
Vote For	1		
Times Counted	1346513/1652875	81.5 %	
Total Votes	1243132		
YES	900575	72.44%	
NO	342557	27.56%	

PROP 63 - STATE FIREARMS, AMMUNITION SALES			
	Total		
Number of Precincts	2175		
Precincts Reporting	2175	100.0 %	
Vote For	1		
Times Counted	1346513/1652875	81.5 %	
Total Votes	1269435		
YES	781990	61.60%	
NO	487445	38.40%	

PROP 59 - STATE LEGISLATIVE ADVISORY			
	Total		
Number of Precincts	2175		
Precincts Reporting	2175	100.0 %	
Vote For	1		
Times Counted	1346513/1652875	81.5 %	
Total Votes	1165134		
YES	615460	52.82%	
NO	549674	47.18%	

PROP 64 - STATE MARIJUANA LEGALIZATION			
	Total		
Number of Precincts	2175		
Precincts Reporting	2175	100.0 %	
Vote For	1		
Times Counted	1340663/1652875	81.1 %	
Total Votes	1306314		
YES	744836	57.02%	
NO	561478	42.98%	

PROP 60 - STATE ADULT FILMS			
	Total		
Number of Precincts	2175		
Precincts Reporting	2175	100.0 %	
Vote For	1		
Times Counted	1346513/1652875	81.5 %	
Total Votes	1221313		
NO	695577	56.95%	
YES	525736	43.05%	

PROP 65 - STATE CARRYOUT BAGS			
	Total		
Number of Precincts	2175		
Precincts Reporting	2175	100.0 %	
Vote For	1		
Times Counted	1340663/1652875	81.1 %	
Total Votes	1244697		
NO	646134	51.91%	
YES	598563	48.09%	

COUNTY OF SAN DIEGO
PRESIDENTIAL GENERAL ELECTION
Tuesday, November 8, 2016
Official Results - (San Diego County Portion Only)

Date:12/08/16
Time:07:52:29
Page:18 of 21

Registered Voters 1652875

Num. Report Precinct 2175 - Num. Reporting 2175 100.00%

PROP 66 - STATE			
DEATH PENALTY			
	Total		
Number of Precincts	2175		
Precincts Reporting	2175	100.0 %	
Vote For	1		
Times Counted	1340663/1652875	81.1 %	
Total Votes	1172669		
YES	632762	53.96%	
NO	539907	46.04%	

MEAS D - CITY OF SAN DIEGO			
Tax and Facilities Initiative			
	Total		
Number of Precincts	769		
Precincts Reporting	769	100.0 %	
Vote For	1		
Times Counted	574620/716454	80.2 %	
Total Votes	514883		
NO	303144	58.88%	
YES	211739	41.12%	

PROP 67 - STATE			
Ban on Single-Use Plastic Bags			
	Total		
Number of Precincts	2175		
Precincts Reporting	2175	100.0 %	
Vote For	1		
Times Counted	1340663/1652875	81.1 %	
Total Votes	1263921		
YES	660069	52.22%	
NO	603852	47.78%	

MEAS E - CITY OF SAN DIEGO Ch.			
Amdmt. Qualif. Vacancy, Removal			
	Total		
Number of Precincts	769		
Precincts Reporting	769	100.0 %	
Vote For	1		
Times Counted	574620/716454	80.2 %	
Total Votes	482148		
YES	419748	87.06%	
NO	62400	12.94%	

MEAS A - COUNTY OF SAN DIEGO			
ROAD REPAIR, TRANSIT,			
	Total		
Number of Precincts	2175		
Precincts Reporting	2175	100.0 %	
Vote For	1		
Times Counted	1340663/1652875	81.1 %	
Total Votes	1233804		
YES	720158	58.37%	
NO	513646	41.63%	

MEAS F - CITY OF SAN DIEGO Ch.			
Amdmt. Req. Term Serv.			
	Total		
Number of Precincts	769		
Precincts Reporting	769	100.0 %	
Vote For	1		
Times Counted	574620/716454	80.2 %	
Total Votes	465523		
YES	317803	68.27%	
NO	147720	31.73%	

MEAS B - COUNTY OF SAN DIEGO			
LILAC HILLS RANCH			
	Total		
Number of Precincts	2175		
Precincts Reporting	2175	100.0 %	
Vote For	1		
Times Counted	1340663/1652875	81.1 %	
Total Votes	1158216		
NO	735894	63.54%	
YES	422322	36.46%	

MEAS G - CITY OF SAN DIEGO Ch.			
Amdmt. Re. Citizens Rev Police Pract.			
	Total		
Number of Precincts	769		
Precincts Reporting	769	100.0 %	
Vote For	1		
Times Counted	574620/716454	80.2 %	
Total Votes	487175		
YES	404803	83.09%	
NO	82372	16.91%	

MEAS C - CITY OF SAN DIEGO			
Downtown Stadium Initiative			
	Total		
Number of Precincts	769		
Precincts Reporting	769	100.0 %	
Vote For	1		
Times Counted	574620/716454	80.2 %	
Total Votes	544484		
NO	306887	56.36%	
YES	237597	43.64%	

MEAS H - CITY OF SAN DIEGO			
Ch. Amdmt. Purchasing Contract			
	Total		
Number of Precincts	769		
Precincts Reporting	769	100.0 %	
Vote For	1		
Times Counted	574620/716454	80.2 %	
Total Votes	467174		
YES	360127	77.09%	
NO	107047	22.91%	

COUNTY OF SAN DIEGO
PRESIDENTIAL GENERAL ELECTION
Tuesday, November 8, 2016
Official Results - (San Diego County Portion Only)

Date:12/08/16
 Time:07:52:29
 Page:19 of 21

Registered Voters 1652875

Num. Report Precinct 2175 - Num. Reporting 2175 100.00%

MEAS I - CITY OF SAN DIEGO Ch.			
Amdmt. Re. Balboa Park SD High	Total		
Number of Precincts	769		
Precincts Reporting	769	100.0 %	
Vote For	1		
Times Counted	574620/716454	80.2 %	
Total Votes	491590		
YES	383025	77.92%	
NO	108565	22.08%	

MEAS N - CITY OF SAN DIEGO			
Non-Medical Cannabis Bus. Tax	Total		
Number of Precincts	769		
Precincts Reporting	769	100.0 %	
Vote For	1		
Times Counted	574620/716454	80.2 %	
Total Votes	511197		
YES	351088	68.68%	
NO	160109	31.32%	

MEAS J - CITY OF SAN DIEGO Ch.			
Amdmt. Re. Use of Rev. fr. Mission	Total		
Number of Precincts	769		
Precincts Reporting	769	100.0 %	
Vote For	1		
Times Counted	574620/716454	80.2 %	
Total Votes	473743		
YES	336810	71.10%	
NO	136933	28.90%	

MEAS O - CITY OF CARLSBAD			
General Fund for Fire Station 2	Total		
Number of Precincts	87		
Precincts Reporting	87	100.0 %	
Vote For	1		
Times Counted	61318/70152	87.4 %	
Total Votes	55820		
YES	39690	71.10%	
NO	16130	28.90%	

MEAS K - CITY OF SAN DIEGO Ch.			
Amdmt. Req. Run-off Elections	Total		
Number of Precincts	769		
Precincts Reporting	769	100.0 %	
Vote For	1		
Times Counted	574620/716454	80.2 %	
Total Votes	474487		
YES	280075	59.03%	
NO	194412	40.97%	

MEAS P - CITY OF CHULA VISTA			
Temp. 1/2 Cent Sales Tax	Total		
Number of Precincts	149		
Precincts Reporting	149	100.0 %	
Vote For	1		
Times Counted	100361/127880	78.5 %	
Total Votes	94549		
YES	64704	68.43%	
NO	29845	31.57%	

MEAS L - CITY OF SAN DIEGO Ch.			
Amdmt. Req. Measures on General	Total		
Number of Precincts	769		
Precincts Reporting	769	100.0 %	
Vote For	1		
Times Counted	574620/716454	80.2 %	
Total Votes	464549		
YES	305638	65.79%	
NO	158911	34.21%	

MEAS Q - CITY OF DEL MAR 1%			
Sales Tax	Total		
Number of Precincts	6		
Precincts Reporting	6	100.0 %	
Vote For	1		
Times Counted	2802/3124	89.7 %	
Total Votes	2603		
YES	1732	66.54%	
NO	871	33.46%	

MEAS M - CITY OF SAN DIEGO			
Affordable Housing	Total		
Number of Precincts	769		
Precincts Reporting	769	100.0 %	
Vote For	1		
Times Counted	574620/716454	80.2 %	
Total Votes	494759		
YES	328588	66.41%	
NO	166171	33.59%	

MEAS R - CITY OF DEL MAR Voter			
Approval for Certain Developments	Total		
Number of Precincts	6		
Precincts Reporting	6	100.0 %	
Vote For	1		
Times Counted	2802/3124	89.7 %	
Total Votes	2571		
NO	1315	51.15%	
YES	1256	48.85%	

**COUNTY OF SAN DIEGO
PRESIDENTIAL GENERAL ELECTION**

Date:12/08/16

Time:07:52:29

Page:20 of 21

**Tuesday, November 8, 2016
Official Results - (San Diego County Portion Only)**

Registered Voters 1652875

Num. Report Precinct 2175 - Num. Reporting 2175 100.00%

MEAS S - CITY OF EL CAJON			
Ch. Amdmt. Req. Dist. Elections	Total		
Number of Precincts	62		
Precincts Reporting	62	100.0 %	
Vote For	1		
Times Counted	31591/41566	76.0 %	
Total Votes	26998		
YES	18671	69.16%	
NO	8327	30.84%	

MEAS X - GROSSMONT-CUYAMACA COM.			
	Total		
Number of Precincts	393		
Precincts Reporting	393	100.0 %	
Vote For	1		
Times Counted	201177/250167	80.4 %	
Total Votes	180427		
YES	97061	53.80%	
NO	83366	46.20%	

MEAS T - CITY OF ENCINITAS			
Update General Plan Housing Element	Total		
Number of Precincts	52		
Precincts Reporting	52	100.0 %	
Vote For	1		
Times Counted	35651/40371	88.3 %	
Total Votes	32087		
NO	17943	55.92%	
YES	14144	44.08%	

MEAS Z - SOUTHWESTERN COM. COLLEGE \$400 M. Bond (Req. 55%)			
	Total		
Number of Precincts	287		
Precincts Reporting	287	100.0 %	
Vote For	1		
Times Counted	179903/233885	76.9 %	
Total Votes	163890		
YES	115479	70.46%	
NO	48411	29.54%	

MEAS U - CITY OF LA MESA Med.			
Marijuana Regulations	Total		
Number of Precincts	37		
Precincts Reporting	37	100.0 %	
Vote For	1		
Times Counted	27440/33579	81.7 %	
Total Votes	25151		
YES	13322	52.97%	
NO	11829	47.03%	

MEAS MM - MIRACOSTA COM. COLLEGE \$455 M. Bond (Req. 55%)			
	Total		
Number of Precincts	281		
Precincts Reporting	281	100.0 %	
Vote For	1		
Times Counted	190182/222437	85.5 %	
Total Votes	167485		
YES	104493	62.39%	
NO	62992	37.61%	

MEAS V - CITY OF LEMON GROVE			
Med. Marijuana Regulations	Total		
Number of Precincts	14		
Precincts Reporting	14	100.0 %	
Vote For	1		
Times Counted	10175/13564	75.0 %	
Total Votes	9392		
YES	4741	50.48%	
NO	4651	49.52%	

MEAS AA - FALLBROOK UN HIGH SCHOOL \$45 M. Bond (Req. 55%)			
	Total		
Number of Precincts	38		
Precincts Reporting	38	100.0 %	
Vote For	1		
Times Counted	18608/22518	82.6 %	
Total Votes	17424		
YES	11279	64.73%	
NO	6145	35.27%	

MEAS W - CITY OF POWAY			
Amend Old Coach Golf Est. Plan	Total		
Number of Precincts	32		
Precincts Reporting	32	100.0 %	
Vote For	1		
Times Counted	25096/29173	86.0 %	
Total Votes	23318		
NO	11999	51.46%	
YES	11319	48.54%	

MEAS BB - GROSSMONT UN HIGH SCHOOL \$128 M. Bond (Req. 55%)			
	Total		
Number of Precincts	376		
Precincts Reporting	376	100.0 %	
Vote For	1		
Times Counted	195901/243659	80.4 %	
Total Votes	176158		
YES	105700	60.00%	
NO	70458	40.00%	

COUNTY OF SAN DIEGO
PRESIDENTIAL GENERAL ELECTION
 Tuesday, November 8, 2016
Official Results - (San Diego County Portion Only)

Date:12/08/16
 Time:07:52:29
 Page:21 of 21

Registered Voters 1652875

Num. Report Precinct 2175 - Num. Reporting 2175 100.00%

MEAS CC - SWEETWATER UN HIGH SCHOOL Term Limits			
	Total		
Number of Precincts	277		
Precincts Reporting	277	100.0 %	
Vote For	1		
Times Counted	170781/223345	76.5 %	
Total Votes	154798		
YES	131550	84.98%	
NO	23248	15.02%	

MEAS - JJ SOLANA BEACH SCHOOL \$105 M. Bond (Req. 55%)			
	Total		
Number of Precincts	47		
Precincts Reporting	47	100.0 %	
Vote For	1		
Times Counted	20113/22897	87.8 %	
Total Votes	17911		
YES	11776	65.75%	
NO	6135	34.25%	

MEAS DD - BONSALL UNIFIED SCHOOL \$58 M. Bond (Req. 55%)			
	Total		
Number of Precincts	40		
Precincts Reporting	40	100.0 %	
Vote For	1		
Times Counted	8858/10384	85.3 %	
Total Votes	8303		
YES	4204	50.63%	
NO	4099	49.37%	

MEAS - KK RINCON RANCH CSD. Establish Spe. Tax (Req. 2/3)			
	Total		
Number of Precincts	2		
Precincts Reporting	2	100.0 %	
Vote For	1		
Times Counted	88/94	93.6 %	
Total Votes	80		
YES	44	55.00%	
NO	36	45.00%	

MEAS EE - CAJON VALLEY UNION SCHOOL \$20 M. Bond (Req. 55%)			
	Total		
Number of Precincts	124		
Precincts Reporting	124	100.0 %	
Vote For	1		
Times Counted	59961/76135	78.8 %	
Total Votes	53193		
YES	30406	57.16%	
NO	22787	42.84%	

MEAS GG - CARDIFF ELEM SCHOOL \$22 M. Bond (Req. 55%)			
	Total		
Number of Precincts	8		
Precincts Reporting	8	100.0 %	
Vote For	1		
Times Counted	6765/7694	87.9 %	
Total Votes	6057		
YES	3994	65.94%	
NO	2063	34.06%	

MEAS - HH - NATIONAL ELEM SCHOOL \$30 M. Bond (Req. 55%)			
	Total		
Number of Precincts	29		
Precincts Reporting	29	100.0 %	
Vote For	1		
Times Counted	15572/21911	71.1 %	
Total Votes	14158		
YES	11772	83.15%	
NO	2386	16.85%	

COUNTY OF SAN DIEGO
PRESIDENTIAL GENERAL ELECTION

Date:12/07/16

Time:15:47:38

Page:1 of 12

Tuesday, November 8, 2016

Official Results - (San Diego County Portion Only) CITY OF EL CAJON

	TURN OUT		
	Reg. Voters	Cards Cast	% Turnout
Jurisdiction Wide			
470400-EL CAJON			
Polling Vote Center	964	636	65.98%
Mail Ballots	964	1079	111.93%
Total	964	1715	177.90%
470440-EL CAJON			
Polling Vote Center	299	186	62.21%
Mail Ballots	299	331	110.70%
Total	299	517	172.91%
470450-EL CAJON			
Polling Vote Center	621	372	59.90%
Mail Ballots	621	722	116.26%
Total	621	1094	176.17%
470500-EL CAJON			
Polling Vote Center	1353	766	56.61%
Mail Ballots	1353	1535	113.45%
Total	1353	2301	170.07%
470800-EL CAJON			
Polling Vote Center	1408	812	57.67%
Mail Ballots	1408	1376	97.73%
Total	1408	2188	155.40%
471160-EL CAJON			
Polling Vote Center	980	674	68.78%
Mail Ballots	980	726	74.08%
Total	980	1400	142.86%
471300-EL CAJON			
Polling Vote Center	347	250	72.05%
Mail Ballots	347	335	96.54%
Total	347	585	168.59%
471790-EL CAJON			
Polling Vote Center	593	394	66.44%
Mail Ballots	593	582	98.15%
Total	593	976	164.59%
471810-EL CAJON			
Polling Vote Center	620	480	77.42%
Mail Ballots	620	514	82.90%
Total	620	994	160.32%
471900-EL CAJON			
Polling Vote Center	464	407	87.72%
Mail Ballots	464	386	83.19%
Total	464	793	170.91%
472000-EL CAJON			
Polling Vote Center	499	330	66.13%
Mail Ballots	499	512	102.61%
Total	499	842	168.74%
472020-EL CAJON			
Polling Vote Center	563	334	59.33%
Mail Ballots	563	645	114.56%
Total	563	979	173.89%
472200-EL CAJON			
Polling Vote Center	715	537	75.10%
Mail Ballots	715	502	70.21%
Total	715	1039	145.31%
472210-EL CAJON			
Polling Vote Center	1052	599	56.94%
Mail Ballots	1052	965	91.73%
Total	1052	1564	148.67%
472310-EL CAJON			
Polling Vote Center	1372	852	62.10%
Mail Ballots	1372	1113	81.12%
Total	1372	1965	143.22%

COUNTY OF SAN DIEGO
PRESIDENTIAL GENERAL ELECTION

Date:12/07/16

Time:15:47:38

Page:2 of 12

Tuesday, November 8, 2016

Official Results - (San Diego County Portion Only) CITY OF EL CAJON

	TURN OUT		
	Reg. Voters	Cards Cast	% Turnout
472500-EL CAJON			
Polling Vote Center	831	494	59.45%
Mail Ballots	831	707	85.08%
Total	831	1201	144.52%
472600-EL CAJON			
Polling Vote Center	749	465	62.08%
Mail Ballots	749	668	89.19%
Total	749	1133	151.27%
472610-EL CAJON			
Polling Vote Center	985	508	51.57%
Mail Ballots	985	803	81.52%
Total	985	1311	133.10%
472800-EL CAJON			
Polling Vote Center	1359	886	65.19%
Mail Ballots	1359	1350	99.34%
Total	1359	2236	164.53%
472890-EL CAJON			
Polling Vote Center	674	405	60.09%
Mail Ballots	674	793	117.66%
Total	674	1198	177.74%
473100-EL CAJON			
Polling Vote Center	559	364	65.12%
Mail Ballots	559	600	107.33%
Total	559	964	172.45%
473200-EL CAJON			
Polling Vote Center	1103	727	65.91%
Mail Ballots	1103	1078	97.73%
Total	1103	1805	163.64%
473510-EL CAJON			
Polling Vote Center	944	588	62.29%
Mail Ballots	944	1011	107.10%
Total	944	1599	169.39%
473700-EL CAJON			
Polling Vote Center	748	502	67.11%
Mail Ballots	748	571	76.34%
Total	748	1073	143.45%
473800-EL CAJON			
Polling Vote Center	946	483	51.06%
Mail Ballots	946	755	79.81%
Total	946	1238	130.87%
474000-EL CAJON			
Polling Vote Center	1174	526	44.80%
Mail Ballots	1174	1010	86.03%
Total	1174	1536	130.83%
474120-EL CAJON			
Polling Vote Center	1399	904	64.62%
Mail Ballots	1399	1148	82.06%
Total	1399	2052	146.68%
474210-EL CAJON			
Polling Vote Center	1010	524	51.88%
Mail Ballots	1010	822	81.39%
Total	1010	1346	133.27%
474310-EL CAJON			
Polling Vote Center	728	406	55.77%
Mail Ballots	728	596	81.87%
Total	728	1002	137.64%
474900-EL CAJON			
Polling Vote Center	605	371	61.32%
Mail Ballots	605	667	110.25%
Total	605	1038	171.57%
475300-EL CAJON			

COUNTY OF SAN DIEGO
PRESIDENTIAL GENERAL ELECTION
Tuesday, November 8, 2016

Date:12/07/16
Time:15:47:38
Page:3 of 12

Official Results - (San Diego County Portion Only) CITY OF EL CAJON

	TURN OUT		
	Reg. Voters	Cards Cast	% Turnout
Polling Vote Center	1055	628	59.53%
Mail Ballots	1055	859	81.42%
Total	1055	1487	140.95%
475310-EL CAJON			
Polling Vote Center	917	614	66.96%
Mail Ballots	917	711	77.54%
Total	917	1325	144.49%
475500-EL CAJON			
Polling Vote Center	1219	660	54.14%
Mail Ballots	1219	948	77.77%
Total	1219	1608	131.91%
475610-EL CAJON			
Polling Vote Center	564	401	71.10%
Mail Ballots	564	452	80.14%
Total	564	853	151.24%
475800-EL CAJON			
Polling Vote Center	1229	597	48.58%
Mail Ballots	1229	879	71.52%
Total	1229	1476	120.10%
475910-EL CAJON			
Polling Vote Center	855	652	76.26%
Mail Ballots	855	741	86.67%
Total	855	1393	162.92%
476010-EL CAJON			
Polling Vote Center	1562	789	50.51%
Mail Ballots	1562	1260	80.67%
Total	1562	2049	131.18%
476100-EL CAJON			
Polling Vote Center	1143	721	63.08%
Mail Ballots	1143	1147	100.35%
Total	1143	1868	163.43%
476600-EL CAJON			
Polling Vote Center	846	458	54.14%
Mail Ballots	846	752	88.89%
Total	846	1210	143.03%
476710-EL CAJON			
Polling Vote Center	339	178	52.51%
Mail Ballots	339	295	87.02%
Total	339	473	139.53%
476800-EL CAJON			
Polling Vote Center	662	322	48.64%
Mail Ballots	662	842	127.19%
Total	662	1164	175.83%
477210-EL CAJON			
Polling Vote Center	1186	718	60.54%
Mail Ballots	1186	1175	99.07%
Total	1186	1893	159.61%
477230-EL CAJON			
Polling Vote Center	415	264	63.61%
Mail Ballots	415	301	72.53%
Total	415	565	136.14%
477530-EL CAJON			
Polling Vote Center	1055	644	61.04%
Mail Ballots	1055	1045	99.05%
Total	1055	1689	160.09%
477600-EL CAJON			
Polling Vote Center	1323	894	67.57%
Mail Ballots	1323	1199	90.63%
Total	1323	2093	158.20%
999001-EL CAJON-VBM			
Polling Vote Center	344	0	0.00%

COUNTY OF SAN DIEGO
PRESIDENTIAL GENERAL ELECTION

Date:12/07/16

Time:15:47:38

Page:4 of 12

Tuesday, November 8, 2016

Official Results - (San Diego County Portion Only) CITY OF EL CAJON

	TURN OUT		
	Reg. Voters	Cards Cast	% Turnout
Mail Ballots	344	569	165.41%
Total	344	569	165.41%
999002-EL CAJON-VBM			
Polling Vote Center	559	0	0.00%
Mail Ballots	559	927	165.83%
Total	559	927	165.83%
999003-EL CAJON-VBM			
Polling Vote Center	0	0	-
Mail Ballots	0	0	-
Total	0	0	-
999004-EL CAJON-VBM			
Polling Vote Center	54	0	0.00%
Mail Ballots	54	84	155.56%
Total	54	84	155.56%
999005-EL CAJON-VBM			
Polling Vote Center	3	0	0.00%
Mail Ballots	3	4	133.33%
Total	3	4	133.33%
999006-EL CAJON-VBM			
Polling Vote Center	209	0	0.00%
Mail Ballots	209	341	163.16%
Total	209	341	163.16%
999007-EL CAJON-VBM			
Polling Vote Center	30	0	0.00%
Mail Ballots	30	48	160.00%
Total	30	48	160.00%
999117-EL CAJON-VBM			
Polling Vote Center	0	0	-
Mail Ballots	0	0	-
Total	0	0	-
999118-EL CAJON-VBM			
Polling Vote Center	154	0	0.00%
Mail Ballots	154	236	153.25%
Total	154	236	153.25%
999119-EL CAJON-VBM			
Polling Vote Center	5	0	0.00%
Mail Ballots	5	8	160.00%
Total	5	8	160.00%
999120-EL CAJON-VBM			
Polling Vote Center	5	0	0.00%
Mail Ballots	5	2	40.00%
Total	5	2	40.00%
999121-EL CAJON-VBM			
Polling Vote Center	144	0	0.00%
Mail Ballots	144	222	154.17%
Total	144	222	154.17%
999122-EL CAJON-VBM			
Polling Vote Center	2	0	0.00%
Mail Ballots	2	4	200.00%
Total	2	4	200.00%
999123-EL CAJON-VBM			
Polling Vote Center	1	0	0.00%
Mail Ballots	1	2	200.00%
Total	1	2	200.00%
999124-EL CAJON-VBM			
Polling Vote Center	18	0	0.00%
Mail Ballots	18	28	155.56%
Total	18	28	155.56%
999125-EL CAJON-VBM			
Polling Vote Center	1	0	0.00%
Mail Ballots	1	0	0.00%

COUNTY OF SAN DIEGO
PRESIDENTIAL GENERAL ELECTION

Date: 12/07/16

Time: 15:47:38

Page: 5 of 12

Tuesday, November 8, 2016

Official Results - (San Diego County Portion Only) CITY OF EL CAJON

	TURN OUT		
	Reg. Voters	Cards Cast	% Turnout
Total	1	0	0.00%
999511-EL CAJON-VBM			
Polling Vote Center	3	0	0.00%
Mail Ballots	3	6	200.00%
Total	3	6	200.00%
Total	41566	24322	58.51%
Polling Vote Center	41566	38989	93.80%
Mail Ballots	41566	63311	152.31%
Total	41566	63311	152.31%
COUNTY-WIDE OFFICE			
COUNTY-WIDE OFFICES			
Polling Vote Center	41566	24322	58.51%
Mail Ballots	41566	38989	93.80%
Total	41566	63311	152.31%
Total	41566	63311	152.31%
Polling Vote Center	41566	24322	58.51%
Mail Ballots	41566	38989	93.80%
Total	41566	63311	152.31%
STATE BOARD OF EQUALIZATION			
4TH BD OF EQUAL DIST			
Polling Vote Center	41566	24322	58.51%
Mail Ballots	41566	38989	93.80%
Total	41566	63311	152.31%
Total	41566	63311	152.31%
Polling Vote Center	41566	24322	58.51%
Mail Ballots	41566	38989	93.80%
Total	41566	63311	152.31%
STATE SENATORIAL DIST'S 2011			
2011 38TH SENATORIAL DIST			
Polling Vote Center	41566	24322	58.51%
Mail Ballots	41566	38989	93.80%
Total	41566	63311	152.31%
Total	41566	63311	152.31%
Polling Vote Center	41566	24322	58.51%
Mail Ballots	41566	38989	93.80%
Total	41566	63311	152.31%
STATE ASSEMBLY DIST'S 2011			
2011 71ST ASSEMBLY DIST			
Polling Vote Center	41563	24322	58.52%
Mail Ballots	41563	38983	93.79%
Total	41563	63305	152.31%
2011 79TH ASSEMBLY DIST			
Polling Vote Center	3	0	0.00%
Mail Ballots	3	6	200.00%
Total	3	6	200.00%
Total	41566	24322	58.51%
Polling Vote Center	41566	38989	93.80%
Mail Ballots	41566	63311	152.31%
Total	41566	63311	152.31%
SUPERVISORIAL DISTRICTS 2011			
2011 2ND SUPERVISORIAL DIST			
Polling Vote Center	41566	24322	58.51%
Mail Ballots	41566	38989	93.80%
Total	41566	63311	152.31%
Total	41566	24322	58.51%

COUNTY OF SAN DIEGO
PRESIDENTIAL GENERAL ELECTION

Date:12/07/16

Time:15:47:38

Page:6 of 12

Tuesday, November 8, 2016

Official Results - (San Diego County Portion Only) CITY OF EL CAJON

	TURN OUT		
	Reg. Voters	Cards Cast	% Turnout
Mail Ballots	41566	38989	93.80%
Total	41566	63311	152.31%
CO BOARD OF EDUCATION 2011			
No Matching District			
Polling Vote Center	41566	24322	58.51%
Mail Ballots	41566	38989	93.80%
Total	41566	63311	152.31%
Total			
Polling Vote Center	41566	24322	58.51%
Mail Ballots	41566	38989	93.80%
Total	41566	63311	152.31%
INCCORP CITIES - OVERALL			
EL CAJON 470000-478500			
Polling Vote Center	41566	24322	58.51%
Mail Ballots	41566	38989	93.80%
Total	41566	63311	152.31%
Total			
Polling Vote Center	41566	24322	58.51%
Mail Ballots	41566	38989	93.80%
Total	41566	63311	152.31%
UNINCORPORATED AREA			
No Matching District			
Polling Vote Center	41566	24322	58.51%
Mail Ballots	41566	38989	93.80%
Total	41566	63311	152.31%
Total			
Polling Vote Center	41566	24322	58.51%
Mail Ballots	41566	38989	93.80%
Total	41566	63311	152.31%
INCCORP CITY COUNCIL DIST'S 2011			
No Matching District			
Polling Vote Center	41566	24322	58.51%
Mail Ballots	41566	38989	93.80%
Total	41566	63311	152.31%
Total			
Polling Vote Center	41566	24322	58.51%
Mail Ballots	41566	38989	93.80%
Total	41566	63311	152.31%

COUNTY OF SAN DIEGO
PRESIDENTIAL GENERAL ELECTION
Tuesday, November 8, 2016

Date:12/07/16
Time:15:47:38
Page:7 of 12

Official Results - (San Diego County Portion Only) CITY OF EL CAJON

	MEAS S - CITY OF EL CAJON		Ch. Amdmt. Req. Dist. Elections			
	Reg. Voters	Times Counted	Total Votes	YES		NO
Jurisdiction Wide						
470400-EL CAJON						
Polling Vote Center	964	318	262	171	65.27%	91 34.73%
Mail Ballots	964	539	470	331	70.43%	139 29.57%
Total	964	857	732	502	68.58%	230 31.42%
470440-EL CAJON						
Polling Vote Center	299	93	79	53	67.09%	26 32.91%
Mail Ballots	299	165	143	105	73.43%	38 26.57%
Total	299	258	222	158	71.17%	64 28.83%
470450-EL CAJON						
Polling Vote Center	621	186	166	101	60.84%	65 39.16%
Mail Ballots	621	361	312	216	69.23%	96 30.77%
Total	621	547	478	317	66.32%	161 33.68%
470500-EL CAJON						
Polling Vote Center	1353	383	311	213	68.49%	98 31.51%
Mail Ballots	1353	765	684	473	69.15%	211 30.85%
Total	1353	1148	995	686	68.94%	309 31.06%
470800-EL CAJON						
Polling Vote Center	1408	406	342	231	67.54%	111 32.46%
Mail Ballots	1408	690	617	433	70.18%	184 29.82%
Total	1408	1096	959	664	69.24%	295 30.76%
471160-EL CAJON						
Polling Vote Center	980	337	282	191	67.73%	91 32.27%
Mail Ballots	980	362	313	240	76.68%	73 23.32%
Total	980	699	595	431	72.44%	164 27.56%
471300-EL CAJON						
Polling Vote Center	347	125	90	64	71.11%	26 28.89%
Mail Ballots	347	165	137	109	79.56%	28 20.44%
Total	347	290	227	173	76.21%	54 23.79%
471790-EL CAJON						
Polling Vote Center	593	197	157	111	70.70%	46 29.30%
Mail Ballots	593	289	246	169	68.70%	77 31.30%
Total	593	486	403	280	69.48%	123 30.52%
471810-EL CAJON						
Polling Vote Center	620	240	181	120	66.30%	61 33.70%
Mail Ballots	620	255	229	152	66.38%	77 33.62%
Total	620	495	410	272	66.34%	138 33.66%
471900-EL CAJON						
Polling Vote Center	464	203	148	99	66.89%	49 33.11%
Mail Ballots	464	193	177	124	70.06%	53 29.94%
Total	464	396	325	223	68.62%	102 31.38%
472000-EL CAJON						
Polling Vote Center	499	165	130	89	68.46%	41 31.54%
Mail Ballots	499	256	237	168	70.89%	69 29.11%
Total	499	421	367	257	70.03%	110 29.97%
472020-EL CAJON						
Polling Vote Center	563	167	141	85	60.28%	56 39.72%
Mail Ballots	563	322	286	184	64.34%	102 35.66%
Total	563	489	427	269	63.00%	158 37.00%
472200-EL CAJON						
Polling Vote Center	715	268	202	140	69.31%	62 30.69%
Mail Ballots	715	251	225	162	72.00%	63 28.00%
Total	715	519	427	302	70.73%	125 29.27%
472210-EL CAJON						
Polling Vote Center	1052	300	262	162	61.83%	100 38.17%
Mail Ballots	1052	480	447	333	74.50%	114 25.50%
Total	1052	780	709	495	69.82%	214 30.18%
472310-EL CAJON						
Polling Vote Center	1372	426	357	246	68.91%	111 31.09%
Mail Ballots	1372	556	511	364	71.23%	147 28.77%
Total	1372	982	868	610	70.28%	258 29.72%

COUNTY OF SAN DIEGO
PRESIDENTIAL GENERAL ELECTION
Tuesday, November 8, 2016

Date: 12/07/16
Time: 15:47:38
Page: 8 of 12

Official Results - (San Diego County Portion Only) CITY OF EL CAJON

	MEAS S - CITY OF EL CAJON		Ch. Amdmt. Req. Dist. Elections				
	Reg. Voters	Times Counted	Total Votes	YES		NO	
472500-EL CAJON							
Polling Vote Center	831	247	205	141	68.78%	64	31.22%
Mail Ballots	831	352	317	227	71.61%	90	28.39%
Total	831	599	522	368	70.50%	154	29.50%
472600-EL CAJON							
Polling Vote Center	749	232	181	107	59.12%	74	40.88%
Mail Ballots	749	333	299	208	69.57%	91	30.43%
Total	749	565	480	315	65.63%	165	34.38%
472610-EL CAJON							
Polling Vote Center	985	254	221	162	73.30%	59	26.70%
Mail Ballots	985	400	347	247	71.18%	100	28.82%
Total	985	654	568	409	72.01%	159	27.99%
472800-EL CAJON							
Polling Vote Center	1359	443	354	229	64.69%	125	35.31%
Mail Ballots	1359	674	601	409	68.05%	192	31.95%
Total	1359	1117	955	638	66.81%	317	33.19%
472890-EL CAJON							
Polling Vote Center	674	203	165	101	61.21%	64	38.79%
Mail Ballots	674	397	354	235	66.38%	119	33.62%
Total	674	600	519	336	64.74%	183	35.26%
473100-EL CAJON							
Polling Vote Center	559	182	153	102	66.67%	51	33.33%
Mail Ballots	559	299	255	184	72.16%	71	27.84%
Total	559	481	408	286	70.10%	122	29.90%
473200-EL CAJON							
Polling Vote Center	1103	364	303	221	72.94%	82	27.06%
Mail Ballots	1103	536	460	330	71.74%	130	28.26%
Total	1103	900	763	551	72.21%	212	27.79%
473510-EL CAJON							
Polling Vote Center	944	294	244	152	62.30%	92	37.70%
Mail Ballots	944	504	458	322	70.31%	136	29.69%
Total	944	798	702	474	67.52%	228	32.48%
473700-EL CAJON							
Polling Vote Center	748	251	178	120	67.42%	58	32.58%
Mail Ballots	748	284	245	184	75.10%	61	24.90%
Total	748	535	423	304	71.87%	119	28.13%
473800-EL CAJON							
Polling Vote Center	946	241	210	149	70.95%	61	29.05%
Mail Ballots	946	377	333	242	72.67%	91	27.33%
Total	946	618	543	391	72.01%	152	27.99%
474000-EL CAJON							
Polling Vote Center	1174	263	195	134	68.72%	61	31.28%
Mail Ballots	1174	498	452	329	72.79%	123	27.21%
Total	1174	761	647	463	71.56%	184	28.44%
474120-EL CAJON							
Polling Vote Center	1399	452	298	202	67.79%	96	32.21%
Mail Ballots	1399	570	493	361	73.23%	132	26.77%
Total	1399	1022	791	563	71.18%	228	28.82%
474210-EL CAJON							
Polling Vote Center	1010	262	196	156	79.59%	40	20.41%
Mail Ballots	1010	406	367	262	71.39%	105	28.61%
Total	1010	668	563	418	74.25%	145	25.75%
474310-EL CAJON							
Polling Vote Center	728	203	158	104	65.82%	54	34.18%
Mail Ballots	728	295	263	192	73.00%	71	27.00%
Total	728	498	421	296	70.31%	125	29.69%
474900-EL CAJON							
Polling Vote Center	605	185	143	92	64.34%	51	35.66%
Mail Ballots	605	334	296	196	66.22%	100	33.78%
Total	605	519	439	288	65.60%	151	34.40%
475300-EL CAJON							

**COUNTY OF SAN DIEGO
PRESIDENTIAL GENERAL ELECTION**

Date:12/07/16

Time:15:47:38

Page:9 of 12

Tuesday, November 8, 2016

Official Results - (San Diego County Portion Only) CITY OF EL CAJON

	MEAS S - CITY OF EL CAJON		Ch. Amdmt. Req. Dist. Elections			
	Reg. Voters	Times Counted	Total Votes	YES		NO
Polling Vote Center	1055	314	274	175	63.87%	99 36.13%
Mail Ballots	1055	430	379	262	69.13%	117 30.87%
Total	1055	744	653	437	66.92%	216 33.08%
475310-EL CAJON						
Polling Vote Center	917	307	262	174	66.41%	88 33.59%
Mail Ballots	917	352	308	219	71.10%	89 28.90%
Total	917	659	570	393	68.95%	177 31.05%
475500-EL CAJON						
Polling Vote Center	1219	330	254	172	67.72%	82 32.28%
Mail Ballots	1219	473	423	319	75.41%	104 24.59%
Total	1219	803	677	491	72.53%	186 27.47%
475610-EL CAJON						
Polling Vote Center	564	201	133	102	76.69%	31 23.31%
Mail Ballots	564	227	194	144	74.23%	50 25.77%
Total	564	428	327	246	75.23%	81 24.77%
475800-EL CAJON						
Polling Vote Center	1229	298	243	169	69.55%	74 30.45%
Mail Ballots	1229	439	401	298	74.31%	103 25.69%
Total	1229	737	644	467	72.52%	177 27.48%
475910-EL CAJON						
Polling Vote Center	855	326	274	174	63.50%	100 36.50%
Mail Ballots	855	370	322	229	71.12%	93 28.88%
Total	855	696	596	403	67.62%	193 32.38%
476010-EL CAJON						
Polling Vote Center	1562	395	341	234	68.62%	107 31.38%
Mail Ballots	1562	628	546	373	68.32%	173 31.68%
Total	1562	1023	887	607	68.43%	280 31.57%
476100-EL CAJON						
Polling Vote Center	1143	360	302	205	67.88%	97 32.12%
Mail Ballots	1143	571	499	354	70.94%	145 29.06%
Total	1143	931	801	559	69.79%	242 30.21%
476600-EL CAJON						
Polling Vote Center	846	229	196	134	68.37%	62 31.63%
Mail Ballots	846	376	339	230	67.85%	109 32.15%
Total	846	605	535	364	68.04%	171 31.96%
476710-EL CAJON						
Polling Vote Center	339	89	79	52	65.82%	27 34.18%
Mail Ballots	339	148	132	96	72.73%	36 27.27%
Total	339	237	211	148	70.14%	63 29.86%
476800-EL CAJON						
Polling Vote Center	662	161	122	89	72.95%	33 27.05%
Mail Ballots	662	420	374	264	70.59%	110 29.41%
Total	662	581	496	353	71.17%	143 28.83%
477210-EL CAJON						
Polling Vote Center	1186	360	288	184	63.89%	104 36.11%
Mail Ballots	1186	583	494	360	72.87%	134 27.13%
Total	1186	943	782	544	69.57%	238 30.43%
477230-EL CAJON						
Polling Vote Center	415	132	99	64	64.65%	35 35.35%
Mail Ballots	415	149	135	89	65.93%	46 34.07%
Total	415	281	234	153	65.38%	81 34.62%
477530-EL CAJON						
Polling Vote Center	1055	322	253	164	64.82%	89 35.18%
Mail Ballots	1055	522	465	323	69.46%	142 30.54%
Total	1055	844	718	487	67.83%	231 32.17%
477600-EL CAJON						
Polling Vote Center	1323	447	368	223	60.60%	145 39.40%
Mail Ballots	1323	596	532	353	66.35%	179 33.65%
Total	1323	1043	900	576	64.00%	324 36.00%
999001-EL CAJON-VBM						
Polling Vote Center	344	0	0	0	-	0 -

COUNTY OF SAN DIEGO
PRESIDENTIAL GENERAL ELECTION
Tuesday, November 8, 2016

Date:12/07/16
Time:15:47:38
Page:10 of 12

Official Results - (San Diego County Portion Only) CITY OF EL CAJON

	MEAS S - CITY OF EL CAJON		Ch. Amdmt. Req. Dist. Elections			
	Reg. Voters	Times Counted	Total Votes	YES		NO
Mail Ballots	344	284	251	147	58.57%	104 41.43%
Total	344	284	251	147	58.57%	104 41.43%
999002-EL CAJON-VBM						
Polling Vote Center	559	0	0	0	-	0 -
Mail Ballots	559	462	406	269	66.26%	137 33.74%
Total	559	462	406	269	66.26%	137 33.74%
999003-EL CAJON-VBM						
Polling Vote Center	0	0	0	0	-	0 -
Mail Ballots	0	0	0	0	-	0 -
Total	0	0	0	0	-	0 -
999004-EL CAJON-VBM						
Polling Vote Center	54	0	0	0	-	0 -
Mail Ballots	54	42	40	26	65.00%	14 35.00%
Total	54	42	40	26	65.00%	14 35.00%
999005-EL CAJON-VBM						
Polling Vote Center	3	0	0	0	-	0 -
Mail Ballots	3	2	2	2	100.00%	0 0.00%
Total	3	2	2	2	100.00%	0 0.00%
999006-EL CAJON-VBM						
Polling Vote Center	209	0	0	0	-	0 -
Mail Ballots	209	170	146	102	69.86%	44 30.14%
Total	209	170	146	102	69.86%	44 30.14%
999007-EL CAJON-VBM						
Polling Vote Center	30	0	0	0	-	0 -
Mail Ballots	30	24	22	13	59.09%	9 40.91%
Total	30	24	22	13	59.09%	9 40.91%
999117-EL CAJON-VBM						
Polling Vote Center	0	0	0	0	-	0 -
Mail Ballots	0	0	0	0	-	0 -
Total	0	0	0	0	-	0 -
999118-EL CAJON-VBM						
Polling Vote Center	154	0	0	0	-	0 -
Mail Ballots	154	118	100	66	66.00%	34 34.00%
Total	154	118	100	66	66.00%	34 34.00%
999119-EL CAJON-VBM						
Polling Vote Center	5	0	0	0	-	0 -
Mail Ballots	5	4	4	2	50.00%	2 50.00%
Total	5	4	4	2	50.00%	2 50.00%
999120-EL CAJON-VBM						
Polling Vote Center	5	0	0	0	-	0 -
Mail Ballots	5	1	1	1	100.00%	0 0.00%
Total	5	1	1	1	100.00%	0 0.00%
999121-EL CAJON-VBM						
Polling Vote Center	144	0	0	0	-	0 -
Mail Ballots	144	111	94	67	71.28%	27 28.72%
Total	144	111	94	67	71.28%	27 28.72%
999122-EL CAJON-VBM						
Polling Vote Center	2	0	0	0	-	0 -
Mail Ballots	2	2	2	0	0.00%	2 100.00%
Total	2	2	2	0	0.00%	2 100.00%
999123-EL CAJON-VBM						
Polling Vote Center	1	0	0	0	-	0 -
Mail Ballots	1	1	1	0	0.00%	1 100.00%
Total	1	1	1	0	0.00%	1 100.00%
999124-EL CAJON-VBM						
Polling Vote Center	18	0	0	0	-	0 -
Mail Ballots	18	14	9	9	100.00%	0 0.00%
Total	18	14	9	9	100.00%	0 0.00%
999125-EL CAJON-VBM						
Polling Vote Center	1	0	0	0	-	0 -
Mail Ballots	1	0	0	0	-	0 -

COUNTY OF SAN DIEGO
PRESIDENTIAL GENERAL ELECTION
Tuesday, November 8, 2016

Date:12/07/16
Time:15:47:38
Page:11 of 12

Official Results - (San Diego County Portion Only) CITY OF EL CAJON

		MEAS S - CITY OF EL CAJON		Ch. Amdmt. Req. Dist. Elections			
		Reg. Voters	Times Counted	Total Votes	YES		NO
Total		1	0	0	0	-	0
999511-EL CAJON-VBM							
Polling Vote Center		3	0	0	0	-	0
Mail Ballots		3	3	1	0	0.00%	1 100.00%
Total		3	3	1	0	0.00%	1 100.00%
Total		41566	12161	9802	6563	66.96%	3239 33.04%
Polling Vote Center		41566	19430	17196	12108	70.41%	5088 29.59%
Mail Ballots		41566	31591	26998	18671	69.16%	8327 30.84%
Total		41566	31591	26998	18671	69.16%	8327 30.84%
COUNTY-WIDE OFFICE							
COUNTY-WIDE OFFICES							
Polling Vote Center		41566	12161	9802	6563	66.96%	3239 33.04%
Mail Ballots		41566	19430	17196	12108	70.41%	5088 29.59%
Total		41566	31591	26998	18671	69.16%	8327 30.84%
Total		41566	12161	9802	6563	66.96%	3239 33.04%
Polling Vote Center		41566	19430	17196	12108	70.41%	5088 29.59%
Mail Ballots		41566	31591	26998	18671	69.16%	8327 30.84%
Total		41566	31591	26998	18671	69.16%	8327 30.84%
STATE BOARD OF EQUALIZATION							
4TH BD OF EQUAL DIST							
Polling Vote Center		41566	12161	9802	6563	66.96%	3239 33.04%
Mail Ballots		41566	19430	17196	12108	70.41%	5088 29.59%
Total		41566	31591	26998	18671	69.16%	8327 30.84%
Total		41566	12161	9802	6563	66.96%	3239 33.04%
Polling Vote Center		41566	19430	17196	12108	70.41%	5088 29.59%
Mail Ballots		41566	31591	26998	18671	69.16%	8327 30.84%
Total		41566	31591	26998	18671	69.16%	8327 30.84%
STATE SENATORIAL DIST'S 2011							
2011 38TH SENATORIAL DIST							
Polling Vote Center		41566	12161	9802	6563	66.96%	3239 33.04%
Mail Ballots		41566	19430	17196	12108	70.41%	5088 29.59%
Total		41566	31591	26998	18671	69.16%	8327 30.84%
Total		41566	12161	9802	6563	66.96%	3239 33.04%
Polling Vote Center		41566	19430	17196	12108	70.41%	5088 29.59%
Mail Ballots		41566	31591	26998	18671	69.16%	8327 30.84%
Total		41566	31591	26998	18671	69.16%	8327 30.84%
STATE ASSEMBLY DIST'S 2011							
2011 71ST ASSEMBLY DIST							
Polling Vote Center		41563	12161	9802	6563	66.96%	3239 33.04%
Mail Ballots		41563	19427	17195	12108	70.42%	5087 29.58%
Total		41563	31588	26997	18671	69.16%	8326 30.84%
2011 79TH ASSEMBLY DIST							
Polling Vote Center		3	0	0	0	-	0
Mail Ballots		3	3	1	0	0.00%	1 100.00%
Total		3	3	1	0	0.00%	1 100.00%
Total		41566	12161	9802	6563	66.96%	3239 33.04%
Polling Vote Center		41566	19430	17196	12108	70.41%	5088 29.59%
Mail Ballots		41566	31591	26998	18671	69.16%	8327 30.84%
Total		41566	31591	26998	18671	69.16%	8327 30.84%
SUPERVISORIAL DISTRICTS 2011							
2011 2ND SUPERVISORIAL DIST							
Polling Vote Center		41566	12161	9802	6563	66.96%	3239 33.04%
Mail Ballots		41566	19430	17196	12108	70.41%	5088 29.59%
Total		41566	31591	26998	18671	69.16%	8327 30.84%
Total		41566	12161	9802	6563	66.96%	3239 33.04%
Polling Vote Center		41566	19430	17196	12108	70.41%	5088 29.59%
Mail Ballots		41566	31591	26998	18671	69.16%	8327 30.84%
Total		41566	31591	26998	18671	69.16%	8327 30.84%

COUNTY OF SAN DIEGO
PRESIDENTIAL GENERAL ELECTION
Tuesday, November 8, 2016

Date:12/07/16
Time:15:47:38
Page:12 of 12

Official Results - (San Diego County Portion Only) CITY OF EL CAJON

		MEAS S - CITY OF EL CAJON		Ch. Amdmt. Req. Dist. Elections			
	Reg. Voters	Times Counted	Total Votes	YES		NO	
Mail Ballots	41566	19430	17196	12108	70.41%	5088	29.59%
Total	41566	31591	26998	18671	69.16%	8327	30.84%
CO BOARD OF EDUCATION 2011							
No Matching District							
Polling Vote Center	41566	12161	9802	6563	66.96%	3239	33.04%
Mail Ballots	41566	19430	17196	12108	70.41%	5088	29.59%
Total	41566	31591	26998	18671	69.16%	8327	30.84%
Total							
Polling Vote Center	41566	12161	9802	6563	66.96%	3239	33.04%
Mail Ballots	41566	19430	17196	12108	70.41%	5088	29.59%
Total	41566	31591	26998	18671	69.16%	8327	30.84%
INCCORP CITIES - OVERALL							
EL CAJON 470000-478500							
Polling Vote Center	41566	12161	9802	6563	66.96%	3239	33.04%
Mail Ballots	41566	19430	17196	12108	70.41%	5088	29.59%
Total	41566	31591	26998	18671	69.16%	8327	30.84%
Total							
Polling Vote Center	41566	12161	9802	6563	66.96%	3239	33.04%
Mail Ballots	41566	19430	17196	12108	70.41%	5088	29.59%
Total	41566	31591	26998	18671	69.16%	8327	30.84%
UNINCORPORATED AREA							
No Matching District							
Polling Vote Center	41566	12161	9802	6563	66.96%	3239	33.04%
Mail Ballots	41566	19430	17196	12108	70.41%	5088	29.59%
Total	41566	31591	26998	18671	69.16%	8327	30.84%
Total							
Polling Vote Center	41566	12161	9802	6563	66.96%	3239	33.04%
Mail Ballots	41566	19430	17196	12108	70.41%	5088	29.59%
Total	41566	31591	26998	18671	69.16%	8327	30.84%
INCCORP CITY COUNCIL DIST'S 2011							
No Matching District							
Polling Vote Center	41566	12161	9802	6563	66.96%	3239	33.04%
Mail Ballots	41566	19430	17196	12108	70.41%	5088	29.59%
Total	41566	31591	26998	18671	69.16%	8327	30.84%
Total							
Polling Vote Center	41566	12161	9802	6563	66.96%	3239	33.04%
Mail Ballots	41566	19430	17196	12108	70.41%	5088	29.59%
Total	41566	31591	26998	18671	69.16%	8327	30.84%

RECEIVED OFFICE OF
CITY CLERK
EL CAJON CA

2016 DEC -8 A 9 17

City of El Cajon Agenda Report

MEETING: Dec. 13, 2016

ITEM NO: B



TO: Mayor Wells and Councilmembers
FROM: Belinda Hawley, City Clerk
SUBJECT: DECLARATION OF ELECTION RESULTS FOR THREE MEMBERS OF THE CITY COUNCIL

RECOMMENDATION: That the City Council adopts the next RESOLUTION in order declaring the results of the November 8, 2016, General Municipal Election for three members of the City Council.

BACKGROUND: On June 14, 2016 the City Council adopted Resolutions calling for the election of three Council Members on the November 8, 2016 ballot to serve full, four-year terms to expire in December 2020.

The Registrar of Voters has declared the results of that election as follows:

W.E. "Bob" McClellan	8,687
Ben Kalasho	8,015
Steve Goble	7,905
Star Bales	6,744
Stephanie L. Harper	6,452
Vickie Butcher	5,752
Paul Circo	5,649
Humbert Cabrera	5,323
Joseph R. Fountain	4,438
George V. Glover	3,659

Complete Election results are attached to this report. Results for the three Council seats for the City of El Cajon can be found on Page 8.

FISCAL IMPACT: A total budget of \$110,000.00 was allocated for the November 2016 Election for the costs to elect three Council members and for Measure S. Final costs are not expected to be determined by Registrar of Voters office until early in 2017.

PREPARED BY:

APPROVED BY:

Belinda Hawley, CMC
CITY CLERK

Douglas Williford
CITY MANAGER

RESOLUTION NO. ____-16

RESOLUTION OF THE CITY COUNCIL OF THE
CITY OF EL CAJON, CALIFORNIA, RECITING THE FACT OF
THE GENERAL MUNICIPAL ELECTION HELD IN SAID CITY ON
NOVEMBER 8, 2016; DECLARING THE RESULT THEREOF,
AND SUCH OTHER MATTERS AS PROVIDED BY LAW

WHEREAS, a regular general municipal election was held and conducted in the City of El Cajon, California, on Tuesday, November 8, 2016, as required by law; and

WHEREAS, notice of said election was duly and regularly given in the time, form and manner provided by law; that voting precincts were properly established; that election officers were appointed, and that in all respects said election was held and conducted, and the votes cast thereat received and canvassed, and the returns made and declared in the time, form and manner as required by the provisions of the Elections Code of the State of California for the holding of elections in cities; and

WHEREAS, pursuant to Resolution No. 047-16, adopted on the 14th day of June, 2016, the County Registrar of Voters canvassed the returns of said election, and has certified the results to this City Council. Said results are attached hereto and made a part hereof as Exhibit "A."

NOW, THEREFORE, BE IT RESOLVED BY THE CITY COUNCIL OF THE CITY OF EL CAJON AS FOLLOWS:

SECTION 1: That there were 62 voting precincts established for the purpose of holding said election consisting of consolidations of the regular election precincts in said City as established for the holding of state and county elections.

SECTION 2: That said regular municipal election was held for the purpose of electing the following officers of said City as required by laws relating to cities in the State of California, to wit:

Three (3) Members of the City Council of said City for the full term of four years.

SECTION 3: That the whole number of votes cast in said City was 62,659.

SECTION 4: That the names of persons voted for at said election for three Members of the City Council and the total number of votes received by each are as follows:

W.E. "Bob" McClellan	8,687
Ben Kalasho	8,015
Steve Goble	7,905
Star Bales	6,744
Stephanie L. Harper	6,452
Vickie Butcher	5,752
Paul Circo	5,649
Humbert Cabrera	5,323
Joseph R. Fountain	4,438
George V. Glover	3,659

SECTION 5: That the number of votes given at each precinct and the number of votes given in the City to each of such persons above named for the office for which said persons were candidates were as listed in Exhibit "A," attached hereto.

SECTION 6: The City Council does declare and determine that:

W.E. "Bob" McClellan, Ben Kalasho, and Steve Goble were elected as Members of the City Council of the City of El Cajon for a full term of four years.

SECTION 7: The City Clerk shall enter on the records of the City Council of said City a statement to the result of said election showing:

- (a) The whole number of votes cast in the City;
- (b) The names of the persons voted for;
- (c) The measure voted upon; and
- (d) For what office each person was voted for.

SECTION 8: That the City Clerk shall immediately make and deliver to each of such persons so elected a Certificate of Election signed by the City Clerk and duly authenticated; that the City Clerk, or any person designated by the City Clerk, shall also administer to each person elected the Oath of Office prescribed in the Constitution of the State of California, and shall have them subscribe thereto and file the same in the office of the City Clerk. Whereupon, each and all of said persons so elected shall be inducted into the respective office to which they have been elected.

SECTION 9: The City Clerk shall certify to the passage and adoption of this Resolution; shall enter the same in the book of original Resolutions of said City; and shall make a minute of passage and adoption thereof in the records of the proceedings of the City Council of said City, in the minutes of the meeting at which the same is passed and adopted.

12/13/16

Election - Declaring Results Council Members 120816

COUNTY OF SAN DIEGO
PRESIDENTIAL GENERAL ELECTION
 Tuesday, November 8, 2016
Official Results - (San Diego County Portion Only)

Date: 12/08/16
 Time: 07:52:29
 Page: 8 of 21

Registered Voters 1652875

Num. Report Precinct 2175 - Num. Reporting 2175 100.00%

CITY OF CHULA VISTA		
CITY COUNCIL - Dist. No. 3	Total	
Number of Precincts	39	
Precincts Reporting	39	100.0 %
Vote For	1	
Times Counted	25789/32604	79.1 %
Total Votes	22773	
STEVE PADILLA	12720	55.86%
JASON PAGUIO	10016	43.98%

CITY OF DEL MAR		
CITY COUNCIL	Total	
Number of Precincts	6	
Precincts Reporting	6	100.0 %
Vote For	3	
Times Counted	2811/3124	90.0 %
Total Votes	6493	
DAVE DRUKER	1368	21.07%
ELLIE HAVILAND	1246	19.19%
SHERRYL PARKS	1201	18.50%
T. PATRICK STUBBS	1075	16.56%
JIM BENEDICT	869	13.38%
AL CORTI	723	11.14%

CITY OF CHULA VISTA		
CITY COUNCIL - Dist. No. 4	Total	
Number of Precincts	30	
Precincts Reporting	30	100.0 %
Vote For	1	
Times Counted	21554/29077	74.1 %
Total Votes	19588	
MIKE DIAZ	10205	52.10%
RUDY RAMIREZ	9358	47.77%

CITY OF EL CAJON		
CITY COUNCIL	Total	
Number of Precincts	62	
Precincts Reporting	62	100.0 %
Vote For	3	
Times Counted	31770/41566	76.4 %
Total Votes	62659	
W.E. "BOB" MCCLELLAN	8687	13.86%
BEN KALASHO	8015	12.79%
STEVE GOBLE	7905	12.62%
STAR BALES	6744	10.76%
STEPHANIE L. HARPER	6452	10.30%
VICKIE BUTCHER	5752	9.18%
PAUL CIRCO	5649	9.02%
HUMBERT CABRERA	5323	8.50%
JOSEPH R. FOUNTAIN	4438	7.08%
GEORGE V. GLOVER	3659	5.84%

CITY OF CORONADO		
MAYOR	Total	
Number of Precincts	12	
Precincts Reporting	12	100.0 %
Vote For	1	
Times Counted	9210/10572	87.1 %
Total Votes	8541	
RICHARD BAILEY	4772	55.87%
CARRIE DOWNEY	3760	44.02%

CITY OF ENCINITAS		
MAYOR	Total	
Number of Precincts	52	
Precincts Reporting	52	100.0 %
Vote For	1	
Times Counted	35818/40371	88.7 %
Total Votes	31389	
CATHERINE BLAKESPEAR	21083	67.17%
PAUL GASPAR	10270	32.72%

CITY OF CORONADO		
CITY COUNCIL	Total	
Number of Precincts	12	
Precincts Reporting	12	100.0 %
Vote For	2	
Times Counted	9210/10572	87.1 %
Total Votes	13326	
WHITNEY BENZIAN	4395	32.98%
MIKE DONOVAN	3812	28.61%
MARVIN HEINZE	2763	20.73%
DERIK J. MUNDT	1400	10.51%
RONALD A. HAUSER	937	7.03%

CITY OF ENCINITAS		
CITY COUNCIL	Total	
Number of Precincts	52	
Precincts Reporting	52	100.0 %
Vote For	3	
Times Counted	35818/40371	88.7 %
Total Votes	64231	
TONY KRANZ	14511	22.59%
T. BOERNER HORVATH	14051	21.88%
MARK MUIR	13553	21.10%
PHIL GRAHAM	11088	17.26%
TONY BRANDENBURG	10945	17.04%

EXHIBIT "A"

CERTIFICATION OF
COUNTY CLERK/REGISTRAR OF VOTERS
OF THE RESULTS OF THE CANVASS
OF THE NOVEMBER 8, 2016, GENERAL ELECTION

STATE OF CALIFORNIA


COUNTY OF San Diego


} ss.

I, Michael Vu, County Clerk/Registrar of Voters of said county, do hereby certify that, in pursuance to the provisions of Elections Code Section 15300, et seq., I did canvass the results of the votes cast in the General Election held in said County on November 8, 2016, for measures and contests that were submitted to the vote of the voters, and that the Statement of Votes Cast to which this certificate is attached, is full, true and correct.

I hereby set my hand and official seal this 8th day of December 2016

at the County of San Diego





Registrar of Voters

County of San Diego
State of California

COUNTY OF SAN DIEGO
PRESIDENTIAL GENERAL ELECTION
Tuesday, November 8, 2016
Official Results - (San Diego County Portion Only)

Date:12/08/16
 Time:07:52:29
 Page:1 of 21

Registered Voters 1652875

Num. Report Precinct 2175 - Num. Reporting 2175 100.00%

PRESIDENT/VICE PRESIDENT			
		Total	
Number of Precincts		2175	
Precincts Reporting		2175	100.0 %
Vote For		1	
Times Counted	1346513/1652875		81.5 %
Total Votes		1311618	
CLINTON/KAINE	DEM	735476	56.07%
TRUMP/PENCE	RAI	477766	36.43%
JOHNSON/WELD	LIB	51663	3.94%
STEIN/BARAKA	GRN	22820	1.74%
LA RIVA/BANKS	PF	3353	0.26%

US REPRESENTATIVE - 52nd Dist.			
		Total	
Number of Precincts		447	
Precincts Reporting		447	100.0 %
Vote For		1	
Times Counted	345893/410842		84.2 %
Total Votes		320656	
SCOTT PETERS		181253	56.53%
DENISE GITSHAM		139403	43.47%

UNITED STATES SENATOR			
		Total	
Number of Precincts		2175	
Precincts Reporting		2175	100.0 %
Vote For		1	
Times Counted	1346513/1652875		81.5 %
Total Votes		1071906	
KAMALA D. HARRIS		625843	58.39%
LORETTA L. SANCHEZ		446063	41.61%

US REPRESENTATIVE - 53rd Dist.			
		Total	
Number of Precincts		496	
Precincts Reporting		496	100.0 %
Vote For		1	
Times Counted	322603/400120		80.6 %
Total Votes		296956	
SUSAN A. DAVIS		198988	67.01%
JAMES VELTMEYER		97968	32.99%

US REPRESENTATIVE - 49th Dist. (San Diego Co. Portion Only)			
		Total	
Number of Precincts		409	
Precincts Reporting		409	100.0 %
Vote For		1	
Times Counted	245051/288312		85.0 %
Total Votes		231382	
DOUG APPELGATE		123167	53.23%
DARRELL ISSA		108215	46.77%

STATE SENATE - 39th District.			
		Total	
Number of Precincts		608	
Precincts Reporting		608	100.0 %
Vote For		1	
Times Counted	458745/549954		83.4 %
Total Votes		413739	
TONI ATKINS		258686	62.52%
JOHN RENISON		155053	37.48%

US REPRESENTATIVE - 50th Dist. (San Diego Co. Portion Only)			
		Total	
Number of Precincts		564	
Precincts Reporting		564	100.0 %
Vote For		1	
Times Counted	270466/327105		82.7 %
Total Votes		252387	
DUNCAN HUNTER		159933	63.37%
PATRICK MALLOY		92454	36.63%

STATE ASSEMBLY - 71st District (San Diego Co. Portion Only)			
		Total	
Number of Precincts		391	
Precincts Reporting		391	100.0 %
Vote For		1	
Times Counted	183657/225167		81.6 %
Total Votes		151260	
RANDY VOEPEL		101280	66.96%
LEO HAMEL		49980	33.04%

US REPRESENTATIVE - 51st Dist. (San Diego Co. Portion Only)			
		Total	
Number of Precincts		259	
Precincts Reporting		259	100.0 %
Vote For		1	
Times Counted	162500/226496		71.7 %
Total Votes		152540	
JUAN VARGAS		112606	73.82%
JUAN M. HIDALGO JR.		39934	26.18%

STATE ASSEMBLY - 75th District (San Diego Co. Portion Only)			
		Total	
Number of Precincts		329	
Precincts Reporting		329	100.0 %
Vote For		1	
Times Counted	145833/176200		82.8 %
Total Votes		131673	
MARIE WALDRON		81302	61.75%
ANDREW MASIEL SR.		50371	38.25%

COUNTY OF SAN DIEGO
PRESIDENTIAL GENERAL ELECTION
Tuesday, November 8, 2016
Official Results - (San Diego County Portion Only)

Date:12/08/16
Time:07:52:29
Page:2 of 21

Registered Voters 1652875

Num. Report Precinct 2175 - Num. Reporting 2175 100.00%

STATE ASSEMBLY - 76th District		
	Total	
Number of Precincts	304	
Precincts Reporting	304	100.0 %
Vote For	1	
Times Counted	206422/244450	84.4 %
Total Votes	160854	
ROCKY CHAVEZ	95477	59.36%
THOMAS E. KROUSE	65377	40.64%

COUNTY BOARD OF EDUCATION		
5TH DISTRICT		
	Total	
Number of Precincts	482	
Precincts Reporting	482	100.0 %
Vote For	1	
Times Counted	298576/348807	85.6 %
Total Votes	226346	
RICK SHEA	113536	50.16%
MARK WYLAND	112810	49.84%

STATE ASSEMBLY - 77th District		
	Total	
Number of Precincts	332	
Precincts Reporting	332	100.0 %
Vote For	1	
Times Counted	233316/274675	84.9 %
Total Votes	209484	
BRIAN MAIENSCHIN	121140	57.83%
MELINDA K. VASQUEZ	88344	42.17%

GROSSMONT-CUYAMACA		
COLLEGE TA - No. 4		
	Total	
Number of Precincts	106	
Precincts Reporting	106	100.0 %
Vote For	1	
Times Counted	47548/56428	84.3 %
Total Votes	36691	
ELENA ADAMS	18383	50.10%
TIMOTHY L. CARUTHERS	18259	49.76%

STATE ASSEMBLY - 78th District		
	Total	
Number of Precincts	294	
Precincts Reporting	294	100.0 %
Vote For	1	
Times Counted	233777/279243	83.7 %
Total Votes	210984	
TODD GLORIA	145850	69.13%
KEVIN D. MELTON	65134	30.87%

PALOMAR COM COLLEGE		
	Total	
Number of Precincts	638	
Precincts Reporting	638	100.0 %
Vote For	3	
Times Counted	329280/393282	83.7 %
Total Votes	547553	
NANCY ANN HENSCH	118781	21.69%
NINA DEERFIELD	116307	21.24%
JOHN J. HALCON	109399	19.98%
ROSE MARIE DISHMAN	83349	15.22%
TIM FILLINGER	82683	15.10%
KEITH MIKAS	36683	6.70%

STATE ASSEMBLY - 79th District		
	Total	
Number of Precincts	296	
Precincts Reporting	296	100.0 %
Vote For	1	
Times Counted	193065/248272	77.8 %
Total Votes	174907	
SHIRLEY N. WEBER	114080	65.22%
JOHN MOORE	60827	34.78%

SAN DIEGO COM COLLEGE		
District D		
	Total	
Number of Precincts	576	
Precincts Reporting	576	100.0 %
Vote For	1	
Times Counted	443365/553104	80.2 %
Total Votes	318030	
MARY GRAHAM	204445	64.28%
ALYCE PIPKIN-ALLEN	112461	35.36%

STATE ASSEMBLY - 80th District		
	Total	
Number of Precincts	229	
Precincts Reporting	229	100.0 %
Vote For	1	
Times Counted	150443/204868	73.4 %
Total Votes	139572	
LORENA GONZALEZ	108655	77.85%
LINCOLN PICKARD	30917	22.15%

**COUNTY OF SAN DIEGO
PRESIDENTIAL GENERAL ELECTION**

Date:12/08/16

Time:07:52:29

Page:3 of 21

Tuesday, November 8, 2016

Official Results - (San Diego County Portion Only)

Registered Voters 1652875

Num. Report Precinct 2175 - Num. Reporting 2175 100.00%

SOUTHWESTERN COM COLLEGE		
Seat No. 3	Total	
Number of Precincts	287	
Precincts Reporting	287	100.0 %
Vote For	1	
Times Counted	180639/233885	77.2 %
Total Votes	154779	
ROBERTO C. ALCANTAR	60856	39.32%
WILLIAM MCLEROY	39015	25.21%
CASEY TANAKA	29202	18.87%
LEI-CHALA WILSON	15708	10.15%
LANDER IRIARTE	9734	6.29%

OCEANSIDE UNIFIED SCHOOL		
	Total	
Number of Precincts	59	
Precincts Reporting	59	100.0 %
Vote For	2	
Times Counted	47937/59403	80.7 %
Total Votes	63057	
ELEANOR J. EVANS	15281	24.23%
MIKE BLESSING	14701	23.31%
ADRIANNE HAKES	13287	21.07%
BLAIR DANIELS	10511	16.67%
BESSIE J. BRONSON	9221	14.62%

BORREGO SPRINGS UNIFIED SCHOOL		
	Total	
Number of Precincts	3	
Precincts Reporting	3	100.0 %
Vote For	3	
Times Counted	1390/1597	87.0 %
Total Votes	2422	
STEVE RIEHLE	646	26.67%
VIRGINIA JOHNSON	623	25.72%
ARIE R KORPORAAL	590	24.36%
VALEEN SZABO	562	23.20%

POWAY UNIFIED SCHOOL		
	Total	
Number of Precincts	127	
Precincts Reporting	127	100.0 %
Vote For	2	
Times Counted	97702/114039	85.7 %
Total Votes	128562	
DARSHANA PATEL	26713	20.78%
KIMBERLEY BEATTY	24681	19.20%
DEBRA COOPER	21436	16.67%
CAROL WARE	13694	10.65%
JIMMY KARAM	12504	9.73%
JOHN "CHAS" MORIARTY	7747	6.03%
TERRY NORWOOD	7289	5.67%
NICK ANASTASOPOULOS	7235	5.63%
STANLEY RODKIN	7213	5.61%

CORONADO UNIFIED SCHOOL (Full Term)		
	Total	
Number of Precincts	11	
Precincts Reporting	11	100.0 %
Vote For	2	
Times Counted	9210/10572	87.1 %
Total Votes	11207	
MARIA V. SIMON	4279	38.18%
JULIE RUSSELL	3718	33.18%
HELEN ANDERSON-CRUZ	3189	28.46%

RAMONA UNIFIED SCHOOL		
	Total	
Number of Precincts	30	
Precincts Reporting	30	100.0 %
Vote For	2	
Times Counted	17641/20798	84.8 %
Total Votes	23718	
DARYN DRUM	9020	38.03%
DAWN PERFECT	7913	33.36%
JOHN RAJCIC	6756	28.48%

CORONADO UNIFIED SCHOOL (Short Term)		
	Total	
Number of Precincts	11	
Precincts Reporting	11	100.0 %
Vote For	1	
Times Counted	9210/10572	87.1 %
Total Votes	6834	
ESTHER R. VALDES	4556	66.67%
MOLLY LOUISE ZOHN	2266	33.16%

SAN DIEGO UNIFIED SCHOOL District A		
	Total	
Number of Precincts	576	
Precincts Reporting	576	100.0 %
Vote For	1	
Times Counted	443087/552750	80.2 %
Total Votes	318232	
JOHN LEE EVANS	216948	68.17%
STEPHEN GROCE	100577	31.60%

COUNTY OF SAN DIEGO
PRESIDENTIAL GENERAL ELECTION
Tuesday, November 8, 2016
Official Results - (San Diego County Portion Only)

Date:12/08/16
Time:07:52:29
Page:4 of 21

Registered Voters 1652875

Num. Report Precinct 2175 - Num. Reporting 2175 100.00%

SAN DIEGO UNIFIED SCHOOL			
District D	Total		
Number of Precincts	576		
Precincts Reporting	576	100.0 %	
Vote For	1		
Times Counted	443087/552750	80.2 %	
Total Votes	284853		
RICHARD A. BARRERA	282195	99.07%	

VISTA UNIFIED SCHOOL			
TA - No. 4	Total		
Number of Precincts	11		
Precincts Reporting	11	100.0 %	
Vote For	1		
Times Counted	8243/10674	77.2 %	
Total Votes	6637		
CIPRIANO VARGAS	3679	55.43%	
HEATHER EMAUS	1641	24.73%	
ANGELA D. CHUNKA	1308	19.71%	

SAN DIEGO UNIFIED SCHOOL			
District E	Total		
Number of Precincts	576		
Precincts Reporting	576	100.0 %	
Vote For	1		
Times Counted	443087/552750	80.2 %	
Total Votes	315503		
S. WHITEHURST-PAYNE	172347	54.63%	
LASHAE COLLINS	142293	45.10%	

VISTA UNIFIED SCHOOL			
TA - No. 5	Total		
Number of Precincts	26		
Precincts Reporting	26	100.0 %	
Vote For	1		
Times Counted	15932/18463	86.3 %	
Total Votes	11480		
RICHARD ALDERSON	6184	53.87%	
ROLAND BUD BALMER	5275	45.95%	

SAN MARCOS UNIFIED SCHOOL			
	Total		
Number of Precincts	108		
Precincts Reporting	108	100.0 %	
Vote For	3		
Times Counted	51405/60785	84.6 %	
Total Votes	85864		
RANDY WALTON	17999	20.96%	
JANET MCCLEAN	17116	19.93%	
VICTOR GRAHAM	13445	15.66%	
LUCIA E. ACOSTA	13388	15.59%	
LETICIA ROBLES	13078	15.23%	
MICHAEL BROCK	10789	12.57%	

ESCONDIDO UNION HIGH SCH.			
TA - No. 4	Total		
Number of Precincts	38		
Precincts Reporting	38	100.0 %	
Vote For	1		
Times Counted	13223/16530	80.0 %	
Total Votes	10101		
DANE M. WHITE	5477	54.22%	
CESAR SERRANO	4608	45.62%	

VALLEY CENTER PAUMA UNIFIED SCHOOL			
	Total		
Number of Precincts	38		
Precincts Reporting	38	100.0 %	
Vote For	2		
Times Counted	12176/14397	84.6 %	
Total Votes	15033		
BART R SCHWARZ	5251	34.93%	
MARY POLITO	5237	34.84%	
MIKE ADAMS	4544	30.23%	

FALLBROOK UNION HIGH SCHOOL			
	Total		
Number of Precincts	38		
Precincts Reporting	38	100.0 %	
Vote For	2		
Times Counted	18696/22518	83.0 %	
Total Votes	21637		
SHARON L. KOEHLER	8380	38.73%	
LEE J. DE MEO	6819	31.52%	
ANTONIO R. ROBLES	6420	29.67%	

VISTA UNIFIED SCHOOL			
TA - No. 1	Total		
Number of Precincts	29		
Precincts Reporting	29	100.0 %	
Vote For	1		
Times Counted	13107/15887	82.5 %	
Total Votes	9825		
ROSEMARY SMITHFIELD	6156	62.66%	
ELIZABETH JAKA	3641	37.06%	

JULIAN UNION HIGH SCHOOL			
	Total		
Number of Precincts	14		
Precincts Reporting	14	100.0 %	
Vote For	2		
Times Counted	2398/2736	87.6 %	
Total Votes	2938		
JENNIFER REED	1029	35.02%	
ART COLE	962	32.74%	
LINDA STRINGFELLOW	944	32.13%	

COUNTY OF SAN DIEGO
PRESIDENTIAL GENERAL ELECTION
 Tuesday, November 8, 2016
Official Results - (San Diego County Portion Only)

Date: 12/08/16
 Time: 07:52:29
 Page: 5 of 21

Registered Voters 1652875

Num. Report Precinct 2175 - Num. Reporting 2175 100.00%

SAN DIEGUITO UNION HIGH SCHOOL		
	Total	
Number of Precincts	172	
Precincts Reporting	172	100.0 %
Vote For	2	
Times Counted	97897/110840	88.3 %
Total Votes	125366	
BETH HERGESHEIMER	40339	32.18%
JOYCE DALESSANDRO	39116	31.20%
LUCILE HOOTON LYNCH	18950	15.12%
RANDY BERHOLTZ	17653	14.08%
BOB NASCENZI	9236	7.37%

ALPINE UNION SCHOOL		
	Total	
Number of Precincts	17	
Precincts Reporting	17	100.0 %
Vote For	2	
Times Counted	9874/11565	85.4 %
Total Votes	13299	
JOSEPH P. PERRICONE	3904	29.36%
TRAVIS LYON	3156	23.73%
LOUIS RUSSO	3132	23.55%
CAROLINA GOULD	1937	14.57%
JAMES LUNDQUIST	1162	8.74%

SWEETWATER UNION HIGH TA - No. 2		
	Total	
Number of Precincts	79	
Precincts Reporting	79	100.0 %
Vote For	1	
Times Counted	42152/52255	80.7 %
Total Votes	34329	
KEVIN J PIKE	17005	49.54%
ANDREW VALENCIA	8803	25.64%
HECTOR ROMERO	8444	24.60%

BONSALL UNIFIED SCHOOL		
	Total	
Number of Precincts	40	
Precincts Reporting	40	100.0 %
Vote For	2	
Times Counted	8887/10384	85.6 %
Total Votes	9806	
ERIN MARIE ENGLISH	3398	34.65%
RICHARD OLSON	3274	33.39%
RICHARD "BUCK" SMITH	2949	30.07%

GROSSMONT UNION HIGH SCH. TA - No. 1		
	Total	
Number of Precincts	72	
Precincts Reporting	72	100.0 %
Vote For	1	
Times Counted	35458/46471	76.3 %
Total Votes	28606	
CHRIS FITE	9240	32.30%
STEVE BABBITT	7176	25.09%
RICHARD A. PRECIADO	6563	22.94%
ROLLAND E SLADE	5559	19.43%

CAJON VALLEY UNION SCHOOL		
	Total	
Number of Precincts	124	
Precincts Reporting	124	100.0 %
Vote For	2	
Times Counted	60271/76135	79.2 %
Total Votes	75471	
KAREN CLARK-MEJIA	23298	30.87%
JIM MILLER	21427	28.39%
MICHAEL L. GEORGE	15870	21.03%
RAMONA IRWIN	8362	11.08%
DEVORAH ANN FOX	6453	8.55%

GROSSMONT UNION HIGH SCH. TA - No. 2		
	Total	
Number of Precincts	81	
Precincts Reporting	81	100.0 %
Vote For	1	
Times Counted	45530/54647	83.3 %
Total Votes	34430	
ELVA SALINAS	11952	34.71%
JIM STIERINGER	9587	27.84%
KEVIN G CONOVER	9281	26.96%
ODAY YOUSIF JR.	3567	10.36%

CHULA VISTA ELEMENTARY Seat No. 2		
	Total	
Number of Precincts	195	
Precincts Reporting	195	100.0 %
Vote For	1	
Times Counted	117878/149583	78.8 %
Total Votes	99288	
ARMANDO FARIAS	33611	33.85%
MICHAEL D. JACKSON	31233	31.46%
ROSA MARIA ROBLES	16039	16.15%
WILLARD "DOC" HOWARD	13310	13.41%
HANS D'OLEIRE	4918	4.95%

COUNTY OF SAN DIEGO
PRESIDENTIAL GENERAL ELECTION
Tuesday, November 8, 2016
Official Results - (San Diego County Portion Only)

Date:12/08/16
Time:07:52:29
Page:6 of 21

Registered Voters 1652875

Num. Report Precinct 2175 - Num. Reporting 2175 100.00%

CHULA VISTA ELEMENTARY			
Seat No. 4	Total		
Number of Precincts	195		
Precincts Reporting	195	100.0 %	
Vote For	1		
Times Counted	117878/149583	78.8 %	
Total Votes	96906		
Laurie K. Humphrey	56375	58.17%	
Glendora M. Tremper	40239	41.52%	

JAMUL-DULZURA UNION SCHOOL			
	Total		
Number of Precincts	14		
Precincts Reporting	14	100.0 %	
Vote For	2		
Times Counted	4826/5672	85.1 %	
Total Votes	5449		
Sam Manis	2075	38.08%	
Josh Butner	2025	37.16%	
Shea Quinci	1337	24.54%	

DEL MAR UNION SCHOOL			
	Total		
Number of Precincts	30		
Precincts Reporting	30	100.0 %	
Vote For	2		
Times Counted	22540/25912	87.0 %	
Total Votes	23870		
Erica Halpern	10624	44.51%	
Stephen Cochrane	6707	28.10%	
Darren Gretler	6513	27.29%	

LA MESA-SPRING VALLEY SCHOOL			
	Total		
Number of Precincts	103		
Precincts Reporting	103	100.0 %	
Vote For	2		
Times Counted	59454/73479	80.9 %	
Total Votes	67977		
Emma Turner	19771	29.08%	
Jim Long	17405	25.60%	
Jerry Lecko	16281	23.95%	
Jay Steiger	14429	21.23%	

ENCINITAS UNION SCHOOL			
	Total		
Number of Precincts	69		
Precincts Reporting	69	100.0 %	
Vote For	2		
Times Counted	43014/48330	89.0 %	
Total Votes	53900		
Rimga Viskanta	14104	26.17%	
Leslie Schneider	13818	25.64%	
Patricia S. Sinay	13281	24.64%	
Anne-K Pingree	12667	23.50%	

LAKESIDE UNION SCHOOL			
	Total		
Number of Precincts	32		
Precincts Reporting	32	100.0 %	
Vote For	2		
Times Counted	19107/23310	82.0 %	
Total Votes	25335		
Rhonda Taylor	8125	32.07%	
John V. Butz	4814	19.00%	
Brian Stearns	4760	18.79%	
Twila C. Godley	4450	17.56%	
Keith Hildreth	3163	12.48%	

ESCONDIDO UNION SCHOOL TA - No. 1			
	Total		
Number of Precincts	11		
Precincts Reporting	11	100.0 %	
Vote For	1		
Times Counted	5451/7861	69.3 %	
Total Votes	4457		
Doug Paulson	3150	70.68%	
Giovanny Miranda	1297	29.10%	

NATIONAL SCHOOL			
	Total		
Number of Precincts	29		
Precincts Reporting	29	100.0 %	
Vote For	2		
Times Counted	15620/21911	71.3 %	
Total Votes	17890		
Barbara Avalos	9832	54.96%	
Brian Clapper	5030	28.12%	
Sheryll Celladora	2993	16.73%	

ESCONDIDO UNION SCHOOL TA - No. 3			
	Total		
Number of Precincts	26		
Precincts Reporting	26	100.0 %	
Vote For	1		
Times Counted	13655/16685	81.8 %	
Total Votes	9902		
Joe Muga	6475	65.39%	
Mirek K Gorny	3401	34.35%	

COUNTY OF SAN DIEGO
PRESIDENTIAL GENERAL ELECTION
 Tuesday, November 8, 2016
Official Results - (San Diego County Portion Only)

Date:12/08/16
 Time:07:52:29
 Page:7 of 21

Registered Voters 1652875

Num. Report Precinct 2175 - Num. Reporting 2175 100.00%

RANCHO SANTA FE SCHOOL		Total
Number of Precincts	16	
Precincts Reporting	16	100.0 %
Vote For	3	
Times Counted	3817/4292	88.9 %
Total Votes	6375	
TYLER SELTZER	1481	23.23%
SARAH A. NEAL	1250	19.61%
SCOTT D. KAHN	1033	16.20%
ELISE L. DUFRESNE	814	12.77%
JEE MANGHANI	768	12.05%
KYLE JONES	652	10.23%
CHRISTOPHER S. BLATT	375	5.88%

SPENCER VALLEY SCHOOL (Short Term)		Total
Number of Precincts	3	
Precincts Reporting	3	100.0 %
Vote For	1	
Times Counted	283/318	89.0 %
Total Votes	161	
CAROL M. FRAUSTO	108	67.08%
CRISTI LEWIS	53	32.92%

SAN PASQUAL UNION SCHOOL		Total
Number of Precincts	17	
Precincts Reporting	17	100.0 %
Vote For	2	
Times Counted	1720/2024	85.0 %
Total Votes	1930	
ANGIE BAKER	726	37.62%
TIMOTHY SPIVEY	634	32.85%
CHERIE GRAVES	568	29.43%

VALLECITOS SCHOOL		Total
Number of Precincts	5	
Precincts Reporting	5	100.0 %
Vote For	2	
Times Counted	917/1112	82.5 %
Total Votes	969	
MICHELLE LALONDE	369	38.08%
RAE LYNN HELBRONN	325	33.54%
PAUL T. GEORGANTAS	273	28.17%

SAN YSIDRO SCHOOL (Short Term)		Total
Number of Precincts	21	
Precincts Reporting	21	100.0 %
Vote For	1	
Times Counted	11284/15719	71.8 %
Total Votes	10167	
IRENE LOPEZ	7204	70.86%
STEVEN KINNEY	2949	29.01%

BOARD OF SUPERVISORS DISTRICT NO. 3		Total
Number of Precincts	423	
Precincts Reporting	423	100.0 %
Vote For	1	
Times Counted	286810/339869	84.4 %
Total Votes	229538	
KRISTIN GASPAR	115295	50.23%
DAVE ROBERTS	114023	49.67%

SOUTH BAY UNION SCHOOL		Total
Number of Precincts	32	
Precincts Reporting	32	100.0 %
Vote For	2	
Times Counted	26670/36132	73.8 %
Total Votes	30249	
CHERYL QUINONES	11085	36.65%
B. ELLIOTT-SANDERS	9531	31.51%
TOM SCHAAF	5985	19.79%
KEVIN A DROLET	3607	11.92%

CITY OF CARLSBAD CITY COUNCIL		Total
Number of Precincts	87	
Precincts Reporting	87	100.0 %
Vote For	2	
Times Counted	61603/70152	87.8 %
Total Votes	91142	
KEITH BLACKBURN	21671	23.78%
CORI SCHUMACHER	18624	20.43%
LORRAINE M. WOOD	17924	19.67%
ANN TANNER	15287	16.77%
BILL FOWLER	7982	8.76%
MELANIE BURKHOLDER	5252	5.76%
BRANDON ROWLEY	4357	4.78%

COUNTY OF SAN DIEGO
PRESIDENTIAL GENERAL ELECTION
Tuesday, November 8, 2016
Official Results - (San Diego County Portion Only)

Date:12/08/16
 Time:07:52:29
 Page:8 of 21

Registered Voters 1652875

Num. Report Precinct 2175 - Num. Reporting 2175 100.00%

CITY OF CHULA VISTA		
CITY COUNCIL - Dist. No. 3	Total	
Number of Precincts	39	
Precincts Reporting	39	100.0 %
Vote For	1	
Times Counted	25789/32604	79.1 %
Total Votes	22773	
STEVE PADILLA	12720	55.86%
JASON PAGUIO	10016	43.98%

CITY OF DEL MAR		
CITY COUNCIL	Total	
Number of Precincts	6	
Precincts Reporting	6	100.0 %
Vote For	3	
Times Counted	2811/3124	90.0 %
Total Votes	6493	
DAVE DRUKER	1368	21.07%
ELLIE HAVILAND	1246	19.19%
SHERRYL PARKS	1201	18.50%
T. PATRICK STUBBS	1075	16.56%
JIM BENEDICT	869	13.38%
AL CORTI	723	11.14%

CITY OF CHULA VISTA		
CITY COUNCIL - Dist. No. 4	Total	
Number of Precincts	30	
Precincts Reporting	30	100.0 %
Vote For	1	
Times Counted	21554/29077	74.1 %
Total Votes	19588	
MIKE DIAZ	10205	52.10%
RUDY RAMIREZ	9358	47.77%

CITY OF EL CAJON		
CITY COUNCIL	Total	
Number of Precincts	62	
Precincts Reporting	62	100.0 %
Vote For	3	
Times Counted	31770/41566	76.4 %
Total Votes	62659	
W.E. "BOB" MCCLELLAN	8687	13.86%
BEN KALASHO	8015	12.79%
STEVE GOBLE	7905	12.62%
STAR BALES	6744	10.76%
STEPHANIE L. HARPER	6452	10.30%
VICKIE BUTCHER	5752	9.18%
PAUL CIRCO	5649	9.02%
HUMBERT CABRERA	5323	8.50%
JOSEPH R. FOUNTAIN	4438	7.08%
GEORGE V. GLOVER	3659	5.84%

CITY OF CORONADO		
MAYOR	Total	
Number of Precincts	12	
Precincts Reporting	12	100.0 %
Vote For	1	
Times Counted	9210/10572	87.1 %
Total Votes	8541	
RICHARD BAILEY	4772	55.87%
CARRIE DOWNEY	3760	44.02%

CITY OF ENCINITAS		
MAYOR	Total	
Number of Precincts	52	
Precincts Reporting	52	100.0 %
Vote For	1	
Times Counted	35818/40371	88.7 %
Total Votes	31389	
CATHERINE BLAKESPEAR	21083	67.17%
PAUL GASPAR	10270	32.72%

CITY OF CORONADO		
CITY COUNCIL	Total	
Number of Precincts	12	
Precincts Reporting	12	100.0 %
Vote For	2	
Times Counted	9210/10572	87.1 %
Total Votes	13326	
WHITNEY BENZIAN	4395	32.98%
MIKE DONOVAN	3812	28.61%
MARVIN HEINZE	2763	20.73%
DERIK J. MUNDT	1400	10.51%
RONALD A. HAUSER	937	7.03%

CITY OF ENCINITAS		
CITY COUNCIL	Total	
Number of Precincts	52	
Precincts Reporting	52	100.0 %
Vote For	3	
Times Counted	35818/40371	88.7 %
Total Votes	64231	
TONY KRANZ	14511	22.59%
T. BOERNER HORVATH	14051	21.88%
MARK MUIR	13553	21.10%
PHIL GRAHAM	11088	17.26%
TONY BRANDENBURG	10945	17.04%

COUNTY OF SAN DIEGO
PRESIDENTIAL GENERAL ELECTION
Tuesday, November 8, 2016
Official Results - (San Diego County Portion Only)

Date:12/08/16

Time:07:52:29

Page:9 of 21

Registered Voters 1652875

Num. Report Precinct 2175 - Num. Reporting 2175 100.00%

CITY OF ESCONDIDO			
CITY COUNCIL - Dist. No. 3			
	Total		
Number of Precincts	22		
Precincts Reporting	22	100.0 %	
Vote For	1		
Times Counted	11479/14784	77.6 %	
Total Votes	10018		
OLGA DIAZ	5982	59.71%	
JOSE "JOE" GARCIA	4027	40.20%	

CITY OF LA MESA			
CITY COUNCIL			
	Total		
Number of Precincts	37		
Precincts Reporting	37	100.0 %	
Vote For	2		
Times Counted	27569/33579	82.1 %	
Total Votes	34317		
KRISTINE C. ALESSIO	12252	35.70%	
COLIN PARENT	11912	34.71%	
RUTH STERLING	10107	29.45%	

CITY OF ESCONDIDO			
CITY COUNCIL - Dist. No. 4			
	Total		
Number of Precincts	23		
Precincts Reporting	23	100.0 %	
Vote For	1		
Times Counted	15160/18530	81.8 %	
Total Votes	12281		
MIKE MORASCO	7546	61.44%	
INGRID RAINEY	4719	38.43%	

CITY OF LEMON GROVE			
MAYOR			
	Total		
Number of Precincts	14		
Precincts Reporting	14	100.0 %	
Vote For	1		
Times Counted	10236/13564	75.5 %	
Total Votes	9238		
RACQUEL VASQUEZ	4036	43.69%	
GEORGE GASTIL	3786	40.98%	
TERESA A. ROSIAK	1401	15.17%	

CITY OF ESCONDIDO			
CITY TREASURER			
	Total		
Number of Precincts	87		
Precincts Reporting	87	100.0 %	
Vote For	1		
Times Counted	50137/63019	79.6 %	
Total Votes	39739		
DOUGLAS W. SHULTZ	14339	36.08%	
JOHN TRUDELL	10168	25.59%	
BLAISE J. JACKSON	6925	17.43%	
RYAN T. CLARK	5755	14.48%	
ROBROY R. FAWCETT	2513	6.32%	

CITY OF LEMON GROVE			
CITY COUNCIL			
	Total		
Number of Precincts	14		
Precincts Reporting	14	100.0 %	
Vote For	2		
Times Counted	10236/13564	75.5 %	
Total Votes	14352		
DAVID ARAMBULA	3156	21.99%	
MATT MENDOZA	3026	21.08%	
JERRY SELBY	2145	14.95%	
MICHAEL E. SUMMERS	2136	14.88%	
STEVE BROWNE	2131	14.85%	
CHARLENE MCADORY	1126	7.85%	
GLENN A. THORNTON JR	622	4.33%	

CITY OF IMPERIAL BEACH			
CITY COUNCIL			
	Total		
Number of Precincts	12		
Precincts Reporting	12	100.0 %	
Vote For	2		
Times Counted	9056/12169	74.4 %	
Total Votes	12613		
MARK WEST	3485	27.63%	
BOBBY PATTON	3198	25.35%	
TIM O'NEAL	2042	16.19%	
JULIE BEHRENS	1530	12.13%	
MOISES CAMACHO	1367	10.84%	
M. SANCHEZ-HUFFMAN	977	7.75%	

CITY OF NATIONAL CITY			
CITY COUNCIL			
	Total		
Number of Precincts	23		
Precincts Reporting	23	100.0 %	
Vote For	2		
Times Counted	15662/21994	71.2 %	
Total Votes	20986		
A. SOTELO-SOLIS	5697	27.15%	
JERRY CANO	3777	18.00%	
JOSE RODRIGUEZ	3699	17.63%	
LUIS NATIVIDAD	3225	15.37%	
CANDY MORALES	2724	12.98%	
DAVID GARCIA	1833	8.73%	

COUNTY OF SAN DIEGO
PRESIDENTIAL GENERAL ELECTION
Tuesday, November 8, 2016
Official Results - (San Diego County Portion Only)

Date:12/08/16
 Time:07:52:29
 Page:10 of 21

Registered Voters 1652875

Num. Report Precinct 2175 - Num. Reporting 2175 100.00%

CITY OF NATIONAL CITY			
CITY CLERK			
	Total		
Number of Precincts	23		
Precincts Reporting	23	100.0 %	
Vote For	1		
Times Counted	15662/21994	71.2 %	
Total Votes	12784		
MICHAEL "MIKE" DALLA	12666	99.08%	

CITY OF OCEANSIDE			
CITY CLERK			
	Total		
Number of Precincts	98		
Precincts Reporting	98	100.0 %	
Vote For	1		
Times Counted	72291/87612	82.5 %	
Total Votes	52812		
ZACK BECK	52470	99.35%	

CITY OF NATIONAL CITY			
CITY TREASURER			
	Total		
Number of Precincts	23		
Precincts Reporting	23	100.0 %	
Vote For	1		
Times Counted	15662/21994	71.2 %	
Total Votes	13675		
R. MITCHEL BEAUCHAMP	8757	64.04%	
D DELOSSANTOS YAMANE	4873	35.63%	

CITY OF OCEANSIDE			
CITY TREASURER			
	Total		
Number of Precincts	98		
Precincts Reporting	98	100.0 %	
Vote For	1		
Times Counted	72291/87612	82.5 %	
Total Votes	57512		
GARY M. ERNST	29622	51.51%	
NADINE SCOTT	27766	48.28%	

CITY OF OCEANSIDE			
MAYOR			
	Total		
Number of Precincts	98		
Precincts Reporting	98	100.0 %	
Vote For	1		
Times Counted	72291/87612	82.5 %	
Total Votes	62762		
JIM WOOD	39573	63.05%	
JIM GIBSON	14734	23.48%	
CYNTHIA ROCCO	3764	6.00%	
RICK KRATCOSKI	2650	4.22%	
GEORGEO KERPANI	1954	3.11%	

CITY OF POWAY			
CITY COUNCIL			
	Total		
Number of Precincts	32		
Precincts Reporting	32	100.0 %	
Vote For	2		
Times Counted	25185/29173	86.3 %	
Total Votes	36425		
JIM CUNNINGHAM	9542	26.20%	
BARRY LEONARD	6291	17.27%	
JULIE BENDINELLI	3820	10.49%	
JOE CALABRESE	3133	8.60%	
AMY ROMAKER	2905	7.98%	
JONATHAN "JON" RYAN	2680	7.36%	
SEAN FINLEY	2603	7.15%	
CHRIS OLPS	2337	6.42%	
TORREY POWERS	1696	4.66%	
JOHN MC CONNIN	1397	3.84%	

CITY OF OCEANSIDE			
CITY COUNCIL			
	Total		
Number of Precincts	98		
Precincts Reporting	98	100.0 %	
Vote For	2		
Times Counted	72291/87612	82.5 %	
Total Votes	105781		
ESTHER SANCHEZ	25851	24.44%	
JACK FELLER	22903	21.65%	
LINDA GONZALES	18242	17.25%	
STEVE HASTY	13850	13.09%	
WARD ODOHERTY	10946	10.35%	
VICTOR ROY	10847	10.25%	
DANIEL DUMOUCHEL	3062	2.89%	

CITY OF SAN DIEGO			
CITY ATTORNEY			
	Total		
Number of Precincts	769		
Precincts Reporting	769	100.0 %	
Vote For	1		
Times Counted	577049/716454	80.5 %	
Total Votes	465857		
MARA ELLIOTT	267122	57.34%	
ROBERT HICKEY	198735	42.66%	

COUNTY OF SAN DIEGO
PRESIDENTIAL GENERAL ELECTION
 Tuesday, November 8, 2016
Official Results - (San Diego County Portion Only)

Date:12/08/16
 Time:07:52:29
 Page:11 of 21

Registered Voters 1652875

Num. Report Precinct 2175 - Num. Reporting 2175 100.00%

CITY OF SAN DIEGO		CITY COUNCIL - Dist. No. 1		Total
Number of Precincts				99
Precincts Reporting				99 100.0 %
Vote For				1
Times Counted		74197/86053		86.2 %
Total Votes		58775		
BARBARA BRY		38470		65.45%
RAY ELLIS		20305		34.55%

CITY OF SOLANA BEACH		CITY COUNCIL		Total
Number of Precincts				14
Precincts Reporting				14 100.0 %
Vote For				3
Times Counted		7684/8611		89.2 %
Total Votes		16252		
DAVID ZITO		3820		23.50%
JEWEL EDSON		3422		21.06%
JUDY HEGENAUER		3378		20.79%
CHRIS HOHN		2174		13.38%
CYNTHIA WALSH		2154		13.25%
EDWARD SIEGEL		1294		7.96%

CITY OF SAN DIEGO		CITY COUNCIL - Dist. No. 9		Total
Number of Precincts				65
Precincts Reporting				65 100.0 %
Vote For				1
Times Counted		44586/62141		71.7 %
Total Votes		36658		
GEORGETTE GOMEZ		20075		54.76%
RICARDO FLORES		16583		45.24%

CITY OF VISTA		CITY COUNCIL		Total
Number of Precincts				49
Precincts Reporting				49 100.0 %
Vote For				2
Times Counted		32784/40837		80.3 %
Total Votes		47113		
AMANDA RIGBY		9294		19.73%
JOE GREEN		8577		18.21%
DALE PILAT		7363		15.63%
CODY W. CAMPBELL		7284		15.46%
ERUBEY LOPEZ		6455		13.70%
TOM FLEMING		5310		11.27%
VICTORIA WAUFLE		2805		5.95%

CITY OF SAN MARCOS		CITY COUNCIL		Total
Number of Precincts				63
Precincts Reporting				63 100.0 %
Vote For				2
Times Counted		34901/41706		83.7 %
Total Votes		45450		
REBECCA D. JONES		17148		37.73%
SHARON JENKINS		14349		31.57%
MATT STACK		7148		15.73%
RJ HERNANDEZ		6770		14.90%

ALPINE FIRE PROTECTION				Total
Number of Precincts				12
Precincts Reporting				12 100.0 %
Vote For				2
Times Counted		8236/9622		85.6 %
Total Votes		9405		
THOMAS "JAMES" MANN		3035		32.27%
STEVE TAYLOR		2012		21.39%
JENNIFER MARTINEZ		1944		20.67%
SHAWN DAVID LARKIN		1345		14.30%
GLENDA L. ARCHER		1056		11.23%

CITY OF SANTEE		MAYOR		Total
Number of Precincts				39
Precincts Reporting				39 100.0 %
Vote For				1
Times Counted		26716/31928		83.7 %
Total Votes		23676		
JOHN W. MINTO		12716		53.71%
ROB MCNELIS		10889		45.99%

CITY OF SANTEE		CITY COUNCIL		Total
Number of Precincts				39
Precincts Reporting				39 100.0 %
Vote For				1
Times Counted		26716/31928		83.7 %
Total Votes		23246		
STEPHEN HOULAHAN		9882		42.51%
DUSTIN TROTTER		6784		29.18%
MASON HERRON		6550		28.18%

COUNTY OF SAN DIEGO
PRESIDENTIAL GENERAL ELECTION
 Tuesday, November 8, 2016
 Official Results - (San Diego County Portion Only)

Date:12/08/16
 Time:07:52:29
 Page:12 of 21

Registered Voters 1652875

Num. Report Precinct 2175 - Num. Reporting 2175 100.00%

FALLBROOK CPA		
	Total	
Number of Precincts	42	
Precincts Reporting	42	100.0 %
Vote For	8	
Times Counted	19830/23421	84.7 %
Total Votes	58939	
ROY MOOSA	8681	14.73%
LEE J. DE MEO	7283	12.36%
DONNA T. GEBHART	7246	12.29%
WILLIAM LEACH	6924	11.75%
WILLIAM A. OCONNOR	6317	10.72%
JACK F. WOOD	6212	10.54%
JAMES "JIM" LOGE	6106	10.36%
KAREL HANSON	5461	9.27%
RICHARD BILLBURG	4646	7.88%

HELIX WATER		
Div. No. 1	Total	
Number of Precincts	42	
Precincts Reporting	42	100.0 %
Vote For	1	
Times Counted	20822/26475	78.6 %
Total Votes	15860	
LUIS "LU" P. TEJEDA	5636	35.54%
DAN MCMILLAN	5451	34.37%
JOHN B LINDEN	3963	24.99%
AARON ZAJAC	795	5.01%

FALLBROOK PUBLIC UTILITY		
Div. No. 1	Total	
Number of Precincts	7	
Precincts Reporting	7	100.0 %
Vote For	1	
Times Counted	3782/4373	86.5 %
Total Votes	2568	
ALVIN W. GEBHART	1400	54.52%
ROBERT D. ANDERSON	1162	45.25%

HELIX WATER		
Div. No. 3	Total	
Number of Precincts	33	
Precincts Reporting	33	100.0 %
Vote For	1	
Times Counted	20450/26994	75.8 %
Total Votes	15755	
MARK GRACYK	9071	57.58%
ERIK COLLINS	3841	24.38%
CHUCK MUSE	2795	17.74%

FALLBROOK PUBLIC UTILITY		
Div. No. 4	Total	
Number of Precincts	5	
Precincts Reporting	5	100.0 %
Vote For	1	
Times Counted	3245/3757	86.4 %
Total Votes	2439	
DON B MCDUGAL	1279	52.44%
MARILEE LOWE	1153	47.27%

JACUMBA CSD		
	Total	
Number of Precincts	1	
Precincts Reporting	1	100.0 %
Vote For	2	
Times Counted	144/195	73.8 %
Total Votes	190	
PATRICIA A. FAUBLE	79	41.58%
RICHARD HENRY ALCORN	67	35.26%
G. DAVID MOSS	44	23.16%

GROSSMONT HEALTHCARE		
	Total	
Number of Precincts	409	
Precincts Reporting	409	100.0 %
Vote For	3	
Times Counted	216054/265978	81.2 %
Total Votes	351027	
VIRGINIA HALL	88930	25.33%
MICHAEL A EMERSON	66967	19.08%
W.R. BOB AYRES	59221	16.87%
PRISCILLA SCHREIBER	56038	15.96%
ART MADRID	48956	13.95%
JIMMY L. PARKER	30588	8.71%

JULIAN-CUYAMACA FIRE		
	Total	
Number of Precincts	6	
Precincts Reporting	6	100.0 %
Vote For	3	
Times Counted	1961/2217	88.5 %
Total Votes	3543	
BRIAN KRAMER	1146	32.35%
HARRY C. SEIFERT	989	27.91%
AIDA TUCKER	809	22.83%
ALAN H MARVIN	594	16.77%

COUNTY OF SAN DIEGO
PRESIDENTIAL GENERAL ELECTION
Tuesday, November 8, 2016
Official Results - (San Diego County Portion Only)

Date:12/08/16
 Time:07:52:29
 Page:13 of 21

Registered Voters 1652875

Num. Report Precinct 2175 - Num. Reporting 2175 100.00%

LAKESIDE WATER DISTRICT		
Div. No. 4	Total	
Number of Precincts	5	
Precincts Reporting	5	100.0 %
Vote For	1	
Times Counted	2297/2968	77.4 %
Total Votes	1818	
STEVE ROBAK	1010	55.56%
BROOKS BOULTER	806	44.33%

OTAY WATER		
Div. No. 5	Total	
Number of Precincts	53	
Precincts Reporting	53	100.0 %
Vote For	1	
Times Counted	21323/25059	85.1 %
Total Votes	15640	
MARK ROBAK	8887	56.82%
DAVID T. CHARLES	6729	43.02%

LEUCADIA WASTEWATER		
	Total	
Number of Precincts	49	
Precincts Reporting	49	100.0 %
Vote For	3	
Times Counted	35411/39793	89.0 %
Total Votes	50671	
JUDY HANSON	14850	29.31%
DONALD F. OMSTED	13483	26.61%
ALLAN H. JULIUSSEN	12753	25.17%
SCOTT LILJEGREN	9544	18.84%

PALOMAR HEALTH		
	Total	
Number of Precincts	403	
Precincts Reporting	403	100.0 %
Vote For	3	
Times Counted	222630/265659	83.8 %
Total Votes	359652	
JEFF GRIFFITH	75911	21.11%
DOUG MOIR	62366	17.34%
JOY GORZEMAN	59964	16.67%
AERON D. WICKES	57723	16.05%
LINDA CAROL GREER	57629	16.02%
DALE E. BARDIN	45831	12.74%

OLIVENHAIN MUNI WATER		
Div. No. 2	Total	
Number of Precincts	16	
Precincts Reporting	16	100.0 %
Vote For	1	
Times Counted	8341/9235	90.3 %
Total Votes	5545	
LAWRENCE A. WATT	2755	49.68%
ERIC K. ARMSTRONG	2270	40.94%
LOU LOLLIO	519	9.36%

PAUMA VALLEY CSD		
	Total	
Number of Precincts	5	
Precincts Reporting	5	100.0 %
Vote For	2	
Times Counted	369/401	92.0 %
Total Votes	578	
BILL J SCHULTZ	236	40.83%
HEIDI PERSON	194	33.56%
CHARLES MATHEWS	146	25.26%

OTAY WATER		
Div. No. 2	Total	
Number of Precincts	30	
Precincts Reporting	30	100.0 %
Vote For	1	
Times Counted	14934/18627	80.2 %
Total Votes	12774	
MITCH THOMPSON	7082	55.44%
PAULA WHITSELL	5667	44.36%

RAINBOW MUNICIPAL WATER		
Div. No. 2	Total	
Number of Precincts	17	
Precincts Reporting	17	100.0 %
Vote For	1	
Times Counted	2336/2638	88.6 %
Total Votes	1574	
C. HAYDEN HAMILTON	843	53.56%
RICHARD BIGLEY	727	46.19%

OTAY WATER		
Div. No. 4	Total	
Number of Precincts	27	
Precincts Reporting	27	100.0 %
Vote For	1	
Times Counted	17762/21804	81.5 %
Total Votes	14472	
HECTOR R. GASTELUM	8126	56.15%
JOSE A. LOPEZ	6311	43.61%

RAINBOW MUNICIPAL WATER		
Div. No. 5	Total	
Number of Precincts	9	
Precincts Reporting	9	100.0 %
Vote For	1	
Times Counted	1944/2333	83.3 %
Total Votes	1421	
MICHAEL P MACK	777	54.68%
DENNIS A. SANFORD	642	45.18%

COUNTY OF SAN DIEGO
PRESIDENTIAL GENERAL ELECTION
 Tuesday, November 8, 2016
Official Results - (San Diego County Portion Only)

Date:12/08/16
 Time:07:52:29
 Page:14 of 21

Registered Voters 1652875

Num. Report Precinct 2175 - Num. Reporting 2175 100.00%

RAMONA CPA		
	Total	
Number of Precincts	34	
Precincts Reporting	34	100.0 %
Vote For	8	
Times Counted	17931/21136	84.8 %
Total Votes	61752	
CHRISTOPHER HOLLOWAY	6243	10.11%
DAN SUMMERS	6004	9.72%
CASEY ROBERT LYNCH	5242	8.49%
RICHARD S TOMLINSON	5091	8.24%
JIM COOPER	4811	7.79%
DONNA F. MYERS	4763	7.71%
PAUL STYKEL	4185	6.78%
TORRY BREAN	4107	6.65%
ROBIN JOY MAXSON	4092	6.63%
RICK REILING	3961	6.41%
JEFFREY R. LECLAIR	3695	5.98%
SALLY WESTBROOK	3667	5.94%
DWIGHT WEBSTER	3403	5.51%
KEVIN F. WALLACE	2369	3.84%

SAN MIGUEL CONSOLIDATED		
	Total	
FIRE PROTECTION		
Number of Precincts	109	
Precincts Reporting	109	100.0 %
Vote For	4	
Times Counted	53381/66040	80.8 %
Total Votes	122556	
KIM RADDATZ	22916	18.70%
JEFFREY L. NELSON	18363	14.98%
WILLIAM A. KIEL	15393	12.56%
DAVE RICKARDS	13671	11.15%
KARRIE JOHNSTON	13344	10.89%
CHARLIE CLEAVES	12564	10.25%
RICHARD J. AUGUSTINE	10887	8.88%
EVERETT EVLETH	7972	6.50%
RANDY DIBB	7368	6.01%

RAMONA MUNICIPAL WATER		
Div. No. 3	Total	
Number of Precincts	7	
Precincts Reporting	7	100.0 %
Vote For	1	
Times Counted	3771/4444	84.9 %
Total Votes	3133	
THOMAS N. ACE	1692	54.01%
JIM PIVA	1433	45.74%

SANTA FE IRRIGATION		
Div. No. 1	Total	
Number of Precincts	10	
Precincts Reporting	10	100.0 %
Vote For	1	
Times Counted	2520/2802	89.9 %
Total Votes	1715	
KENNETH DUNFORD	973	56.73%
DEREK CLOTFELTER	740	43.15%

RAMONA MUNICIPAL WATER		
Div. No. 5	Total	
Number of Precincts	5	
Precincts Reporting	5	100.0 %
Vote For	1	
Times Counted	3804/4396	86.5 %
Total Votes	3109	
BRYAN A. WADLINGTON	1118	35.96%
DOUG KAFKA	1001	32.20%
GARY HURST	974	31.33%

SANTA FE IRRIGATION		
Div. No. 2	Total	
Number of Precincts	5	
Precincts Reporting	5	100.0 %
Vote For	1	
Times Counted	2227/2498	89.2 %
Total Votes	1556	
DAVID G. PETREE	1103	70.89%
ROBERT FEHER	451	28.98%

SOUTH BAY IRRIGATION		
Div. No. 2	Total	
Number of Precincts	13	
Precincts Reporting	13	100.0 %
Vote For	1	
Times Counted	8179/11458	71.4 %
Total Votes	7108	
JOSE F. CERDA	4348	61.17%
JOHN VOGEL	2741	38.56%

COUNTY OF SAN DIEGO
PRESIDENTIAL GENERAL ELECTION
Tuesday, November 8, 2016
Official Results - (San Diego County Portion Only)

Date:12/08/16
 Time:07:52:29
 Page:15 of 21

Registered Voters 1652875

Num. Report Precinct 2175 - Num. Reporting 2175 100.00%

SOUTH BAY IRRIGATION			
Div. No. 3	Total		
Number of Precincts	20		
Precincts Reporting	20	100.0 %	
Vote For	1		
Times Counted	11084/13964	79.4 %	
Total Votes	9204		
JOSE PRECIADO	5464	59.37%	
DANIEL MUNOZ	3715	40.36%	

VALLECITOS WATER			
Div. No. 4	Total		
Number of Precincts	28		
Precincts Reporting	28	100.0 %	
Vote For	1		
Times Counted	11166/12878	86.7 %	
Total Votes	8021		
MIKE A SANNELLA	5794	72.24%	
A.J. VAN DE VEN	2201	27.44%	

SOUTH BAY IRRIGATION			
Div. No. 5	Total		
Number of Precincts	44		
Precincts Reporting	44	100.0 %	
Vote For	1		
Times Counted	11618/14090	82.5 %	
Total Votes	9277		
JOSIE CALDERON SCOTT	5082	54.78%	
ERNESTO L. ZAMUDIO	4169	44.94%	

VALLECITOS WATER			
Div. No. 5	Total		
Number of Precincts	20		
Precincts Reporting	20	100.0 %	
Vote For	1		
Times Counted	9333/10754	86.8 %	
Total Votes	6773		
HAL MARTIN	4221	62.32%	
WAYNE LUDWIG	2545	37.58%	

TRI-CITY HEALTHCARE			
	Total		
Number of Precincts	206		
Precincts Reporting	206	100.0 %	
Vote For	4		
Times Counted	143577/173065	83.0 %	
Total Votes	310989		
LEIGH ANNE GRASS	57381	18.45%	
LARRY W SCHALLOCK	42188	13.57%	
ROSEMARIE V. RENO	42182	13.56%	
JULIE NYGAARD	31619	10.17%	
RAMONA FINNILA	30444	9.79%	
DAN HUGHES	30134	9.69%	
DONNA RENCSAK	30071	9.67%	
FRANK GOULD	24006	7.72%	
MARGGIE CASTELLANO	22759	7.32%	

VALLEY CENTER CPA			
	Total		
Number of Precincts	22		
Precincts Reporting	22	100.0 %	
Vote For	8		
Times Counted	10166/11964	85.0 %	
Total Votes	29171		
ANN G. QUINLEY	4018	13.77%	
OLIVER J. SMITH	3929	13.47%	
JEANA BOULOS	3602	12.35%	
WILLIAM DEL PILAR	3521	12.07%	
SUE JANISCH	3262	11.18%	
ASHLY JEAN MELLOR	3121	10.70%	
MARY GAINES	2942	10.09%	
KATHY MACKENZIE	2528	8.67%	
MICHAEL BLOBE	2226	7.63%	

VALLECITOS WATER			
Div. No. 1	Total		
Number of Precincts	29		
Precincts Reporting	29	100.0 %	
Vote For	1		
Times Counted	9633/11369	84.7 %	
Total Votes	7458		
BETTY D. EVANS	3099	41.55%	
MICHAEL D. HUNSAKER	2895	38.82%	
KELLY CREWS	1456	19.52%	

VALLEY CENTER FIRE			
	Total		
Number of Precincts	19		
Precincts Reporting	19	100.0 %	
Vote For	2		
Times Counted	8910/10544	84.5 %	
Total Votes	11092		
MICHAEL O'CONNOR	4490	40.48%	
JIM WOLD	3822	34.46%	
WEAVER C SIMONSEN	2192	19.76%	
WILLIAM L PALMER	584	5.27%	

**COUNTY OF SAN DIEGO
PRESIDENTIAL GENERAL ELECTION**

Date:12/08/16
Time:07:52:29
Page:16 of 21

**Tuesday, November 8, 2016
Official Results - (San Diego County Portion Only)**

Registered Voters 1652875

Num. Report Precinct 2175 - Num. Reporting 2175 100.00%

VALLEY CENTER WATER		Total
Div. No. 1		
Number of Precincts		12
Precincts Reporting		12 100.0 %
Vote For		1
Times Counted	2969/3464	85.7 %
Total Votes		2256
ROBERT A. POLITO	1878	83.24%
WILLIAM DEL PILAR	377	16.71%

PROP 51 - STATE SCHOOL BONDS		Total
Number of Precincts		2175
Precincts Reporting		2175 100.0 %
Vote For		1
Times Counted	1346513/1652875	81.5 %
Total Votes		1251728
YES	679149	54.26%
NO	572579	45.74%

VALLEY CENTER WATER		Total
Div. No. 4		
Number of Precincts		15
Precincts Reporting		15 100.0 %
Vote For		1
Times Counted	2675/3144	85.1 %
Total Votes		2028
ENRICO FERRO	1246	61.44%
BOB LENSON	781	38.51%

PROP 52 - STATE MEDI-CAL HOSPITAL FEE		Total
Number of Precincts		2175
Precincts Reporting		2175 100.0 %
Vote For		1
Times Counted	1346513/1652875	81.5 %
Total Votes		1232109
YES	860856	69.87%
NO	371253	30.13%

WHISPERING PALMS CSD		Total
Number of Precincts		4
Precincts Reporting		4 100.0 %
Vote For		3
Times Counted	1617/1805	89.6 %
Total Votes		2396
BYRON L. HANCHETT	563	23.50%
DOUGLAS MANATT	539	22.50%
KATHY MC HENRY	529	22.08%
VALERIE THATCHER	426	17.78%
ROSS A. MARTIN	338	14.11%

PROP 53 - STATE REVENUE BONDS		Total
Number of Precincts		2175
Precincts Reporting		2175 100.0 %
Vote For		1
Times Counted	1346513/1652875	81.5 %
Total Votes		1196666
YES	625016	52.23%
NO	571650	47.77%

WYNOLA WATER		Total
Number of Precincts		1
Precincts Reporting		1 100.0 %
Vote For		2
Times Counted	112/120	93.3 %
Total Votes		175
TIMOTHY J. TASCHLER	67	38.29%
MICHAEL A. ASMUSSEN	56	32.00%
JO ANN BERNARD	52	29.71%

PROP 54 - STATE LEGISLATURE		Total
Number of Precincts		2175
Precincts Reporting		2175 100.0 %
Vote For		1
Times Counted	1346513/1652875	81.5 %
Total Votes		1210887
YES	787455	65.03%
NO	423432	34.97%

YUIMA MUNICIPAL WATER		Total
Div. No. 2		
Number of Precincts		3
Precincts Reporting		3 100.0 %
Vote For		1
Times Counted	121/134	90.3 %
Total Votes		117
ROLAND SIMPSON	70	59.83%
LORI A. JOHNSON	46	39.32%

PROP 55 - STATE TAX EXTENSION		Total
Number of Precincts		2175
Precincts Reporting		2175 100.0 %
Vote For		1
Times Counted	1346513/1652875	81.5 %
Total Votes		1241416
YES	756412	60.93%
NO	485004	39.07%

COUNTY OF SAN DIEGO
PRESIDENTIAL GENERAL ELECTION
 Tuesday, November 8, 2016
 Official Results - (San Diego County Portion Only)

Date:12/08/16
 Time:07:52:29
 Page:17 of 21

Registered Voters 1652875

Num. Report Precinct 2175 - Num. Reporting 2175 100.00%

PROP 56 - STATE			
CIGARETTE TAX			
	Total		
Number of Precincts	2175		
Precincts Reporting	2175	100.0 %	
Vote For	1		
Times Counted	1346513/1652875	81.5 %	
Total Votes	1281705		
YES	810089	63.20%	
NO	471616	36.80%	

PROP 61 - STATE			
PRESCRIPTION DRUG PURCHASES			
	Total		
Number of Precincts	2175		
Precincts Reporting	2175	100.0 %	
Vote For	1		
Times Counted	1346513/1652875	81.5 %	
Total Votes	1213873		
NO	655410	53.99%	
YES	558463	46.01%	

PROP 57 - STATE			
CRIMINAL SENTENCES			
	Total		
Number of Precincts	2175		
Precincts Reporting	2175	100.0 %	
Vote For	1		
Times Counted	1346513/1652875	81.5 %	
Total Votes	1242926		
YES	832800	67.00%	
NO	410126	33.00%	

PROP 62 - STATE			
DEATH PENALTY			
	Total		
Number of Precincts	2175		
Precincts Reporting	2175	100.0 %	
Vote For	1		
Times Counted	1346513/1652875	81.5 %	
Total Votes	1243538		
NO	683234	54.94%	
YES	560304	45.06%	

PROP 58 - STATE			
ENGLISH PROFICIENCY			
	Total		
Number of Precincts	2175		
Precincts Reporting	2175	100.0 %	
Vote For	1		
Times Counted	1346513/1652875	81.5 %	
Total Votes	1243132		
YES	900575	72.44%	
NO	342557	27.56%	

PROP 63 - STATE			
FIREARMS, AMMUNITION SALES			
	Total		
Number of Precincts	2175		
Precincts Reporting	2175	100.0 %	
Vote For	1		
Times Counted	1346513/1652875	81.5 %	
Total Votes	1269435		
YES	781990	61.60%	
NO	487445	38.40%	

PROP 59 - STATE			
LEGISLATIVE ADVISORY			
	Total		
Number of Precincts	2175		
Precincts Reporting	2175	100.0 %	
Vote For	1		
Times Counted	1346513/1652875	81.5 %	
Total Votes	1165134		
YES	615460	52.82%	
NO	549674	47.18%	

PROP 64 - STATE			
MARIJUANA LEGALIZATION			
	Total		
Number of Precincts	2175		
Precincts Reporting	2175	100.0 %	
Vote For	1		
Times Counted	1340663/1652875	81.1 %	
Total Votes	1306314		
YES	744836	57.02%	
NO	561478	42.98%	

PROP 60 - STATE			
ADULT FILMS			
	Total		
Number of Precincts	2175		
Precincts Reporting	2175	100.0 %	
Vote For	1		
Times Counted	1346513/1652875	81.5 %	
Total Votes	1221313		
NO	695577	56.95%	
YES	525736	43.05%	

PROP 65 - STATE			
CARRYOUT BAGS			
	Total		
Number of Precincts	2175		
Precincts Reporting	2175	100.0 %	
Vote For	1		
Times Counted	1340663/1652875	81.1 %	
Total Votes	1244697		
NO	646134	51.91%	
YES	598563	48.09%	

COUNTY OF SAN DIEGO
PRESIDENTIAL GENERAL ELECTION
Tuesday, November 8, 2016
Official Results - (San Diego County Portion Only)

Date:12/08/16
Time:07:52:29
Page:18 of 21

Registered Voters 1652875

Num. Report Precinct 2175 - Num. Reporting 2175 100.00%

PROP 66 - STATE			
DEATH PENALTY			
	Total		
Number of Precincts	2175		
Precincts Reporting	2175	100.0 %	
Vote For	1		
Times Counted	1340663/1652875	81.1 %	
Total Votes	1172669		
YES	632762	53.96%	
NO	539907	46.04%	

MEAS D - CITY OF SAN DIEGO			
Tax and Facilities Initiative			
	Total		
Number of Precincts	769		
Precincts Reporting	769	100.0 %	
Vote For	1		
Times Counted	574620/716454	80.2 %	
Total Votes	514883		
NO	303144	58.88%	
YES	211739	41.12%	

PROP 67 - STATE			
Ban on Single-Use Plastic Bags			
	Total		
Number of Precincts	2175		
Precincts Reporting	2175	100.0 %	
Vote For	1		
Times Counted	1340663/1652875	81.1 %	
Total Votes	1263921		
YES	660069	52.22%	
NO	603852	47.78%	

MEAS E - CITY OF SAN DIEGO Ch.			
Amdmt. Qualif. Vacancy, Removal			
	Total		
Number of Precincts	769		
Precincts Reporting	769	100.0 %	
Vote For	1		
Times Counted	574620/716454	80.2 %	
Total Votes	482148		
YES	419748	87.06%	
NO	62400	12.94%	

MEAS A - COUNTY OF SAN DIEGO			
ROAD REPAIR, TRANSIT,			
	Total		
Number of Precincts	2175		
Precincts Reporting	2175	100.0 %	
Vote For	1		
Times Counted	1340663/1652875	81.1 %	
Total Votes	1233804		
YES	720158	58.37%	
NO	513646	41.63%	

MEAS F - CITY OF SAN DIEGO Ch.			
Amdmt. Req. Term Serv.			
	Total		
Number of Precincts	769		
Precincts Reporting	769	100.0 %	
Vote For	1		
Times Counted	574620/716454	80.2 %	
Total Votes	465523		
YES	317803	68.27%	
NO	147720	31.73%	

MEAS B - COUNTY OF SAN DIEGO			
LILAC HILLS RANCH			
	Total		
Number of Precincts	2175		
Precincts Reporting	2175	100.0 %	
Vote For	1		
Times Counted	1340663/1652875	81.1 %	
Total Votes	1158216		
NO	735894	63.54%	
YES	422322	36.46%	

MEAS G - CITY OF SAN DIEGO Ch.			
Amdmt. Re. Citizens Rev Police Pract.			
	Total		
Number of Precincts	769		
Precincts Reporting	769	100.0 %	
Vote For	1		
Times Counted	574620/716454	80.2 %	
Total Votes	487175		
YES	404803	83.09%	
NO	82372	16.91%	

MEAS C - CITY OF SAN DIEGO			
Downtown Stadium Initiative			
	Total		
Number of Precincts	769		
Precincts Reporting	769	100.0 %	
Vote For	1		
Times Counted	574620/716454	80.2 %	
Total Votes	544484		
NO	306887	56.36%	
YES	237597	43.64%	

MEAS H - CITY OF SAN DIEGO			
Ch. Amdmt. Purchasing Contract			
	Total		
Number of Precincts	769		
Precincts Reporting	769	100.0 %	
Vote For	1		
Times Counted	574620/716454	80.2 %	
Total Votes	467174		
YES	360127	77.09%	
NO	107047	22.91%	

COUNTY OF SAN DIEGO
PRESIDENTIAL GENERAL ELECTION
Tuesday, November 8, 2016
Official Results - (San Diego County Portion Only)

Date:12/08/16
 Time:07:52:29
 Page:19 of 21

Registered Voters 1652875

Num. Report Precinct 2175 - Num. Reporting 2175 100.00%

MEAS I - CITY OF SAN DIEGO Ch.			
Amdmt. Re. Balboa Park SD High	Total		
Number of Precincts	769		
Precincts Reporting	769	100.0 %	
Vote For	1		
Times Counted	574620/716454	80.2 %	
Total Votes	491590		
YES	383025	77.92%	
NO	108565	22.08%	

MEAS N - CITY OF SAN DIEGO			
Non-Medical Cannabis Bus. Tax	Total		
Number of Precincts	769		
Precincts Reporting	769	100.0 %	
Vote For	1		
Times Counted	574620/716454	80.2 %	
Total Votes	511197		
YES	351088	68.68%	
NO	160109	31.32%	

MEAS J - CITY OF SAN DIEGO Ch.			
Amdmt. Re. Use of Rev. fr. Mission	Total		
Number of Precincts	769		
Precincts Reporting	769	100.0 %	
Vote For	1		
Times Counted	574620/716454	80.2 %	
Total Votes	473743		
YES	336810	71.10%	
NO	136933	28.90%	

MEAS O - CITY OF CARLSBAD			
General Fund for Fire Station 2	Total		
Number of Precincts	87		
Precincts Reporting	87	100.0 %	
Vote For	1		
Times Counted	61318/70152	87.4 %	
Total Votes	55820		
YES	39690	71.10%	
NO	16130	28.90%	

MEAS K - CITY OF SAN DIEGO Ch.			
Amdmt. Req. Run-off Elections	Total		
Number of Precincts	769		
Precincts Reporting	769	100.0 %	
Vote For	1		
Times Counted	574620/716454	80.2 %	
Total Votes	474487		
YES	280075	59.03%	
NO	194412	40.97%	

MEAS P - CITY OF CHULA VISTA			
Temp. 1/2 Cent Sales Tax	Total		
Number of Precincts	149		
Precincts Reporting	149	100.0 %	
Vote For	1		
Times Counted	100361/127880	78.5 %	
Total Votes	94549		
YES	64704	68.43%	
NO	29845	31.57%	

MEAS L - CITY OF SAN DIEGO Ch.			
Amdmt. Req. Measures on General	Total		
Number of Precincts	769		
Precincts Reporting	769	100.0 %	
Vote For	1		
Times Counted	574620/716454	80.2 %	
Total Votes	464549		
YES	305638	65.79%	
NO	158911	34.21%	

MEAS Q - CITY OF DEL MAR 1%			
Sales Tax	Total		
Number of Precincts	6		
Precincts Reporting	6	100.0 %	
Vote For	1		
Times Counted	2802/3124	89.7 %	
Total Votes	2603		
YES	1732	66.54%	
NO	871	33.46%	

MEAS M - CITY OF SAN DIEGO			
Affordable Housing	Total		
Number of Precincts	769		
Precincts Reporting	769	100.0 %	
Vote For	1		
Times Counted	574620/716454	80.2 %	
Total Votes	494759		
YES	328588	66.41%	
NO	166171	33.59%	

MEAS R - CITY OF DEL MAR Voter			
Approval for Certain Developments	Total		
Number of Precincts	6		
Precincts Reporting	6	100.0 %	
Vote For	1		
Times Counted	2802/3124	89.7 %	
Total Votes	2571		
NO	1315	51.15%	
YES	1256	48.85%	

COUNTY OF SAN DIEGO
PRESIDENTIAL GENERAL ELECTION
Tuesday, November 8, 2016
Official Results - (San Diego County Portion Only)

Date:12/08/16
 Time:07:52:29
 Page:20 of 21

Registered Voters 1652875

Num. Report Precinct 2175 - Num. Reporting 2175 100.00%

MEAS S - CITY OF EL CAJON			
Ch. Amdmt. Req. Dist. Elections	Total		
Number of Precincts	62		
Precincts Reporting	62	100.0 %	
Vote For	1		
Times Counted	31591/41566	76.0 %	
Total Votes	26998		
YES	18671	69.16%	
NO	8327	30.84%	

MEAS X - GROSSMONT-CUYAMACA COM.			
	Total		
Number of Precincts	393		
Precincts Reporting	393	100.0 %	
Vote For	1		
Times Counted	201177/250167	80.4 %	
Total Votes	180427		
YES	97061	53.80%	
NO	83366	46.20%	

MEAS T - CITY OF ENCINITAS			
Update General Plan Housing Element	Total		
Number of Precincts	52		
Precincts Reporting	52	100.0 %	
Vote For	1		
Times Counted	35651/40371	88.3 %	
Total Votes	32087		
NO	17943	55.92%	
YES	14144	44.08%	

MEAS Z - SOUTHWESTERN COM. COLLEGE \$400 M. Bond (Req. 55%)			
	Total		
Number of Precincts	287		
Precincts Reporting	287	100.0 %	
Vote For	1		
Times Counted	179903/233885	76.9 %	
Total Votes	163890		
YES	115479	70.46%	
NO	48411	29.54%	

MEAS U - CITY OF LA MESA Med. Marijuana Regulations			
	Total		
Number of Precincts	37		
Precincts Reporting	37	100.0 %	
Vote For	1		
Times Counted	27440/33579	81.7 %	
Total Votes	25151		
YES	13322	52.97%	
NO	11829	47.03%	

MEAS MM - MIRACOSTA COM. COLLEGE \$455 M. Bond (Req. 55%)			
	Total		
Number of Precincts	281		
Precincts Reporting	281	100.0 %	
Vote For	1		
Times Counted	190182/222437	85.5 %	
Total Votes	167485		
YES	104493	62.39%	
NO	62992	37.61%	

MEAS V - CITY OF LEMON GROVE Med. Marijuana Regulations			
	Total		
Number of Precincts	14		
Precincts Reporting	14	100.0 %	
Vote For	1		
Times Counted	10175/13564	75.0 %	
Total Votes	9392		
YES	4741	50.48%	
NO	4651	49.52%	

MEAS AA - FALLBROOK UN HIGH SCHOOL \$45 M. Bond (Req. 55%)			
	Total		
Number of Precincts	38		
Precincts Reporting	38	100.0 %	
Vote For	1		
Times Counted	18608/22518	82.6 %	
Total Votes	17424		
YES	11279	64.73%	
NO	6145	35.27%	

MEAS W - CITY OF POWAY Amend Old Coach Golf Est. Plan			
	Total		
Number of Precincts	32		
Precincts Reporting	32	100.0 %	
Vote For	1		
Times Counted	25096/29173	86.0 %	
Total Votes	23318		
NO	11999	51.46%	
YES	11319	48.54%	

MEAS BB - GROSSMONT UN HIGH SCHOOL \$128 M. Bond (Req. 55%)			
	Total		
Number of Precincts	376		
Precincts Reporting	376	100.0 %	
Vote For	1		
Times Counted	195901/243659	80.4 %	
Total Votes	176158		
YES	105700	60.00%	
NO	70458	40.00%	

COUNTY OF SAN DIEGO
PRESIDENTIAL GENERAL ELECTION
Tuesday, November 8, 2016
Official Results - (San Diego County Portion Only)

Date:12/08/16
Time:07:52:29
Page:21 of 21

Registered Voters 1652875

Num. Report Precinct 2175 - Num. Reporting 2175 100.00%

MEAS CC - SWEETWATER UN HIGH SCHOOL Term Limits			
	Total		
Number of Precincts	277		
Precincts Reporting	277	100.0 %	
Vote For	1		
Times Counted	170781/223345	76.5 %	
Total Votes	154798		
YES	131550	84.98%	
NO	23248	15.02%	

MEAS - JJ SOLANA BEACH SCHOOL \$105 M. Bond (Req. 55%)			
	Total		
Number of Precincts	47		
Precincts Reporting	47	100.0 %	
Vote For	1		
Times Counted	20113/22897	87.8 %	
Total Votes	17911		
YES	11776	65.75%	
NO	6135	34.25%	

MEAS DD - BONSALL UNIFIED SCHOOL \$58 M. Bond (Req. 55%)			
	Total		
Number of Precincts	40		
Precincts Reporting	40	100.0 %	
Vote For	1		
Times Counted	8858/10384	85.3 %	
Total Votes	8303		
YES	4204	50.63%	
NO	4099	49.37%	

MEAS - KK RINCON RANCH CSD. Establish Spe. Tax (Req. 2/3)			
	Total		
Number of Precincts	2		
Precincts Reporting	2	100.0 %	
Vote For	1		
Times Counted	88/94	93.6 %	
Total Votes	80		
YES	44	55.00%	
NO	36	45.00%	

MEAS EE - CAJON VALLEY UNION SCHOOL \$20 M. Bond (Req. 55%)			
	Total		
Number of Precincts	124		
Precincts Reporting	124	100.0 %	
Vote For	1		
Times Counted	59961/76135	78.8 %	
Total Votes	53193		
YES	30406	57.16%	
NO	22787	42.84%	

MEAS GG - CARDIFF ELEM SCHOOL \$22 M. Bond (Req. 55%)			
	Total		
Number of Precincts	8		
Precincts Reporting	8	100.0 %	
Vote For	1		
Times Counted	6765/7694	87.9 %	
Total Votes	6057		
YES	3994	65.94%	
NO	2063	34.06%	

MEAS - HH - NATIONAL ELEM SCHOOL \$30 M. Bond (Req. 55%)			
	Total		
Number of Precincts	29		
Precincts Reporting	29	100.0 %	
Vote For	1		
Times Counted	15572/21911	71.1 %	
Total Votes	14158		
YES	11772	83.15%	
NO	2386	16.85%	

**JOINT MEETING OF THE
EL CAJON CITY COUNCIL/HOUSING
AUTHORITY/SUCCESSOR AGENCY
TO THE REDEVELOPMENT AGENCY**



MINUTES

**CITY OF EL CAJON
EL CAJON, CALIFORNIA**

November 15, 2016

A Regular Joint Meeting of the El Cajon City Council/Housing Authority/Successor Agency to the Redevelopment Agency of the City of El Cajon, California held Tuesday, November 15, 2016, was called to order by Mayor/Chair Bill Wells at 3:03 p.m., in the Council Chambers, 200 Civic Center Way, El Cajon, California.

ROLL CALL

Council/Agencymembers present:	Bales, Kendrick and McClellan
Council/Agencymembers absent:	None
Mayor Pro Tem/Vice Chair present:	Ambrose
Mayor/Chair present:	Wells
Other Officers present:	Hawley, City Clerk/Secretary
	Aguirre, Deputy City Clerk
	Foley, City Attorney/General Counsel
	Williford, City Manager/Executive Director
	Al-Ghafry, Assistant City Manager

PLEDGE OF ALLEGIANCE TO FLAG led by Mayor Wells and MOMENT OF SILENCE. (The Courts have concluded that sectarian prayer as part of City Council Meetings is not permitted under the Constitution).

POSTINGS: The City Clerk posted Orders of Adjournment of the October 25, 2016, meeting and the Agenda of the November 15, 2016, meetings in accordance with State Law and Council/Authority/Successor Agency to the Redevelopment Agency Policy.

PRESENTATIONS:

- **OATH OF OFFICE – Fire Chief Colin Stowell**
- **Heartland Fire Poster Contest Winners**

AGENDA CHANGES: None

CONSENT ITEMS: (1.1 – 1.14)

**MOTION BY MCCLELLAN, SECOND BY BALES, to APPROVE
Consent Items 1.1 to 1.14.**

MOTION CARRIED BY UNANIMOUS VOTE.

1.1 MINUTES OF CITY COUNCIL/REDEVELOPMENT AGENCY MEETINGS

Approve Minutes of the October 25, 2016 Meeting of the El Cajon City Council/Housing Authority/Successor Agency to the El Cajon Redevelopment Agency.

1.2 WARRANTS

Approve payment of Warrants as submitted by the Finance Department.

**1.3 APPROVAL OF READING BY TITLE AND WAIVER OF READING IN FULL
OF ORDINANCES ON AGENDA**

Approve the reading by title and waive the reading in full of all Ordinances on the Agenda.

**1.4 REQUEST FOR TIME EXTENSION OF TENTATIVE PARCEL MAP (TPM)
634, 1984 VALLEY VIEW BOULEVARD, ENGINEERING JOB NO. 3113
(Report: Yazmin Arellano, City Engineer)**

Grants a one-year time extension for TPM 634, 1984 Valley View Boulevard, Engineering Job No. 3113, and sets the new expiration date to be December 19, 2017, in accordance with Municipal Code Section 16.12.110.

CONSENT ITEMS: (Continued)

1.5 APPROVAL OF SIDE LETTER OF AGREEMENT FOR NON-MANAGEMENT STAFF IN THE POLICE COMMUNICATIONS CENTER (Report: Douglas Williford, City Manager)

Approve the Side Letter of Agreement between the El Cajon Municipal Employees' Association (ECMEA) and the City, increasing the salary of the Supervising Police Dispatcher, Police Dispatcher and Public Safety Communications Operator classifications by 3.0% effective the first full pay period January 2017.

1.6 RESOLUTION: AWARD OF RFQ NO. 400220, INSTALLATION OF STREET LIGHTS (LED PROGRAM) (Report: Nahid Razi, Purchasing Agent)

- Finds the seventh low bidder non-responsive for the reason set forth in the agenda report: and
- Adopts RESOLUTION NO. 099-16 awarding the project to the lowest responsive, responsible bidder, C.T.E. Inc., in the amount of \$13,845.00.

1.7 RESOLUTION: JOHNSON AVENUE SEWER RELIEF PROJECT PHASE II, WW3250-2, MOU WITH CAJON VALLEY UNION SCHOOL DISTRICT AND JKC PALM SPRINGS AUTOMOTIVE, INC. (Report: Majed Al-Ghafry, Assistant City Manager)

- Adopts RESOLUTION NO. 100-16 approving a three-party Memorandum of Understanding (MOU) with Cajon Valley Union School District (CVUSD) and JKC Palm Springs Automotive, Inc. (Team Kia), which itemizes the terms for the acquisition of new sewer easements; and
- Authorizes the City Manager to execute the MOU with CVUSD and Team Kia.

1.8 JULY – SEPTEMBER 2016 QUARTERLY TREASURER'S REPORT (Report: Clay Schoen, Director of Finance and Treasurer)

Receives the Treasurer's Report for the quarter ending September 30, 2016.

CONSENT ITEMS: (Continued)

1.9 JOHNSON AVENUE SEWER RELIEF PROJECT-PHASE II (JASRP-II) PROFESSIONAL SERVICES CONTRACT AMENDMENT FOR MATERIAL TESTING SERVICES

(Report: Dennis Davies, Deputy Director of Public Works)

- Authorizes the City Manager to negotiate and execute an amendment to the existing Professional Services Agreement (PSA) with Kleinfelder for material testing services for the Johnson Avenue Sewer Relief Project-Phase II; and
- Appropriates \$255,000.00 from the Wastewater Fund for material testing services for JASRP-II.

1.10 ACCEPTANCE OF UPGRADE TRAFFIC SIGNALS - AVOCADO AVENUE/BALLANTYNE STREET, PW3515, BID NO. 029-16
(Report: Dennis Davies, Deputy Director of Public Works)

- Accepts the Upgrade Traffic Signals - Avocado Avenue/Ballantyne Street, PW3515, Bid No. 029-16; and
- Authorizes the City Clerk to record a Notice of Completion and release the bonds in accordance with the contract terms.

1.11 ACCEPTANCE OF TRAFFIC SIGNAL SYSTEM UPGRADES 2016, PW3549, BID NO. 020-16
(Report: Dennis Davies, Deputy Director of Public Works)

- Accepts the Traffic Signal System Upgrades 2016, PW3549, Bid No. 020-16; and
- Authorizes the City Clerk to record a Notice of Completion and release the bonds in accordance with the contract terms.

1.12 RESOLUTION: AWARD OF BID NO. 014-17, MAINTENANCE OF BUS STOPS AT VARIOUS LOCATIONS
(Report: Nahid Razi, Purchasing Agent)

- Finds the first low bidder non-responsive for the reason set forth in the agenda report; and
- Adopts RESOLUTION NO. 101-16 awarding the bid to the lowest responsive, responsible bidder, St. Madeleine Sophie's Center, in the estimated amount of \$36,698.00 the first year, with the option to renew for four (4) additional one-year periods.

CONSENT ITEMS: (Continued)

1.13 TRAVEL EXPENSES TO ATTEND THE LEAGUE OF CALIFORNIA CITIES ANNUAL CONFERENCE

(Report: Brett Channing, Deputy Director of Administrative Services)

Review and approve the Claim for Advance/Reimbursement of Travel Expense form for Mayor Bill Wells and Councilmember Star Bales submitted in accordance with City Council Policy G-1.

1.14 RESOLUTION: ON-SITE FLEET PARTS PROGRAM CONTRACT INCREASE (Report: Nahid Razi, Purchasing Agent)

Adopts RESOLUTION NO. 102-16 and increases the estimated annual contract amount by \$170,000.00 for the On-Site Fleet Parts Program with County Motor Parts Co., Incorporated.

PUBLIC COMMENT:

Sharon LaHaye, a long-time El Cajon resident and business owner, spoke about problems at 1201 Broadway, including broken windows, trash and debris, and people living in the building. In March of 2016, her staff cleaned up the property and disposed of the trash, debris, clothing and mattresses, and she had her landscaper trim back the weeds. Since then, the same problems have recurred. She asked if something could be done to require the property owner to secure the building and maintain the area outside the building.

City Manager Williford indicated that he would meet with the City Attorney and Police Chief on this matter. He will keep the speaker informed on the status and inform **Council** on the options.

Councilmember Kendrick requested that **Staff** report to **Council** within 30 days, and suggested that **Council** may want to consider an ordinance addressing this type of issue.

Richard Graydon spoke about the East County Performing Arts Center, which has not yet been finished. He commented on the 700 homeless people in the City asking for money and food. As the Parkway Sports Center seems to be out of business, he suggested building apartments at that location to house the homeless.

PUBLIC COMMENT: (Continued)

Thomas Carr, Director of Programming at St. Madeleine Sophie's Center, appeared on behalf of CEO Debra Emerson, and thanked **Council** for their support and allowing them to do the work they perform in the community.

Mohammed Tuama, an El Cajon resident and homeowner, thanks **Council** and **Staff** for their help in welcoming newcomers to the East County.

City Manager Williford stated that **Mr. Tuama** has been a tremendous help in the last few months, serving as a translator at the workshops on district elections.

Jamie Plesetz spoke concerning the sewer bill for 1314 Clarke Drive and requested that a lien not be placed on the property taxes. She stated that a double billing has occurred, which has created a financial hardship for her family. She is making payments on the balance, and does not feel a lien is warranted at this time.

City Manager Williford indicated he would personally look into this account.

PUBLIC COMMENT ON DISTRICT ELECTIONS:

Mayor Wells announced that Measure S appears to have passed, and that a special Public Comment section relating to District Elections will continue on the agenda. He invited any interested persons to come forward to speak.

No one came forward to speak.

City Manager Williford discussed the next steps in the process, including outreach to the public regarding formation of the districts. The process should be completed by early summer.

2. WRITTEN COMMUNICATIONS: None

(Remainder of this page intentionally left blank)

3. PUBLIC HEARINGS:

***3.1 RESOLUTIONS: DELINQUENT REFUSE COLLECTION CHARGES
(Report: Dennis Davies, Deputy Director of Public Works)**

RECOMMENDATION: That the City Council:

- Opens the Public Hearing and receives testimony;
- Closes the Public Hearing;
- Adopts the next RESOLUTIONS in order confirming the list of property owners as delinquent in the payment of their mandatory trash service bills; and
- Authorizes the City Clerk to record the amount owed as a lien on the property and forwards a list to the County Tax Assessor for billing on the next property tax bill.

DISCUSSION

Assistant City Manager Al-Ghafry gave a summary of the Item, indicating the number of delinquent accounts has decreased to 411 accounts.

Mayor Wells opened the public hearing.

No one came forward to speak.

MOTION BY WELLS, SECOND BY MCCLELLAN, to CLOSE the Public Hearing.

MOTION CARRIED BY UNANIMOUS VOTE.

MOTION BY MCCLELLAN, SECOND BY AMBROSE, to ADOPT RESOLUTION NOS. 103-16A through 103-16F confirming the list of property owners as delinquent in the payment of their mandatory trash service bills; and AUTHORIZE the City Clerk to record the amount owed as a lien on the property and forwards a list to the County Tax Assessor for billing on the next property tax bill.

MOTION CARRIED BY UNANIMOUS VOTE.

***3.2 RESOLUTIONS: DELINQUENT SEWER SERVICE CHARGES
(Report: Yazmin Arellano, City Engineer)**

RECOMMENDATION: That the City Council

- Opens the Public Hearing and receives testimony;
- Closes the Public Hearing;
- Adopts the next RESOLUTIONS in order confirming the charges and levying the assessments on the next regular tax bill; and
- Authorizes the City Clerk to place a lien on delinquent properties and forward a list to the County Tax Assessor for billing on the next property tax bill.

DISCUSSION

City Engineer Yazmin Arellano gave a summary of the Item, indicating the number of delinquent accounts has gone from 980 to 490 accounts.

Mayor Wells opened the public hearing.

No one came forward to speak.

MOTION BY MCCLELLAN, SECOND BY AMBROSE, to CLOSE the Public Hearing.

MOTION CARRIED BY UNANIMOUS VOTE.

MOTION BY MCCLELLAN, SECOND BY AMBROSE, to ADOPT RESOLUTION NOS. 104-16A through 104-16G confirming the charges and levying the assessments on the next regular tax bill; and AUTHORIZE the City Clerk to place a lien on delinquent properties and forward a list to the County Tax Assessor for billing on the next property tax bill.

MOTION CARRIED BY UNANIMOUS VOTE.

Remainder of this page intentionally left blank.

***3.3**

PUBLIC HEARING OF ORDINANCES ADOPTING BY REFERENCE THE CALIFORNIA BUILDING CODE 2016 EDITION, THE CALIFORNIA ELECTRICAL CODE 2016 EDITION, THE CALIFORNIA MECHANICAL CODE 2016 EDITION, THE CALIFORNIA PLUMBING CODE 2016 EDITION, THE CALIFORNIA RESIDENTIAL CODE 2016 EDITION, THE CALIFORNIA FIRE CODE 2016 EDITION, THE CALIFORNIA GREEN BUILDING STANDARDS CODE 2016 EDITION, THE CALIFORNIA HISTORICAL BUILDING CODE 2016 EDITION, THE CALIFORNIA EXISTING BUILDING CODE 2016 EDITION, AND EXPANDING THE SCOPE OF EL CAJON MUNICIPAL CODE SECTION 15.92 TO INCLUDE EXPEDITED PERMIT PROCESSING FOR ELECTRIC VEHICLE CHARGING STATIONS AND ADVANCED ENERGY STORAGE SYSTEMS (Report: Dan Pavao, Building Official/ Fire Marshal)

RECOMMENDATION: That the City Council:

- Opens the public hearing and receives testimony;
- Closes the public hearing;
- Conducts separate, sequential, public hearings and thereafter approve or deny, by separate votes and adopting by reference the following building standards for use within the City of El Cajon: the California Building Code 2016 Edition, the California Electrical Code 2016 Edition, the California Mechanical Code 2016 Edition, the California Plumbing Code 2016 Edition, the California Residential Code 2016 Edition, the California Fire Code 2016 Edition, the California Green Building Standards Code 2016 Edition, the California Historical Building Code 2016 Edition, the California Existing Building Code 2016 Edition, and to expand the scope of El Cajon Municipal Code section 15.92 to include expedited permit processing for electric vehicle charging stations and advanced energy storage systems; and
- If approved, directs the City Clerk to recite the titles of the ordinances for the Second Reading.

DISCUSSION

City Attorney Foley gave a summary of the Item.

Mayor Wells opened the public hearing.

No one came forward to speak.

MOTION BY WELLS, SECOND BY AMBROSE, to CLOSE the Public Hearing.

MOTION CARRIED BY UNANIMOUS VOTE.

ITEM 3.3 (Continued)

At the request of **Mayor Wells**, **City Attorney Foley** recited the title of each ordinance, followed by vote of **Council**.

#3.3-A: Chapter 15.04 – California Building Code

- AN ORDINANCE REPEALING CHAPTER 15.04 OF TITLE 15 OF THE EL CAJON MUNICIPAL CODE; ADOPTING THE CALIFORNIA BUILDING CODE, 2016 EDITION, AS AMENDED, BY REFERENCE; AND ADDING A NEW CHAPTER 15.04 TO TITLE 15 OF THE EL CAJON MUNICIPAL CODE

MOTION BY WELLS, SECOND BY MCCLELLAN, to ADOPT ORDINANCE NO. 5044.

MOTION CARRIED BY UNANIMOUS VOTE.

#3.3-B: Chapter 15.20 – California Electrical Code

- AN ORDINANCE REPEALING SECTION 15.20.010 OF CHAPTER 15.20 OF TITLE 15 OF THE EL CAJON MUNICIPAL CODE; ADOPTING THE CALIFORNIA ELECTRICAL CODE, 2016 EDITION, AS AMENDED, BY REFERENCE; AND ADDING A NEW SECTION 15.20.010 TO CHAPTER 15.20 OF TITLE 15 OF THE EL CAJON MUNICIPAL CODE

MOTION BY WELLS, SECOND BY MCCLELLAN, to ADOPT ORDINANCE NO. 5045.

MOTION CARRIED BY UNANIMOUS VOTE.

#3.3-C: Chapter 15.48 – California Mechanical Code

- AN ORDINANCE REPEALING CHAPTER 15.48 OF TITLE 15 OF THE EL CAJON MUNICIPAL CODE; ADOPTING THE CALIFORNIA MECHANICAL CODE, 2016 EDITION, AS AMENDED, BY REFERENCE; AND ADDING A NEW CHAPTER 15.48 TO TITLE 15 OF THE EL CAJON MUNICIPAL CODE

MOTION BY WELLS, SECOND BY MCCLELLAN, to ADOPT ORDINANCE NO. 5046.

MOTION CARRIED BY UNANIMOUS VOTE.

ITEM 3.3 (Continued)

#3.3-D: Chapter 15.52 – California Plumbing Code

- AN ORDINANCE REPEALING CHAPTER 15.52 OF TITLE 15 OF THE EL CAJON MUNICIPAL CODE; ADOPTING THE CALIFORNIA PLUMBING CODE, 2016 EDITION, AS AMENDED, BY REFERENCE; AND ADDING A NEW CHAPTER 15.52 TO TITLE 15 OF THE EL CAJON MUNICIPAL CODE

MOTION BY WELLS, SECOND BY MCCLELLAN, to ADOPT ORDINANCE NO. 5047.

MOTION CARRIED BY UNANIMOUS VOTE.

#3.3-E: New Chapter 15.54 – California Residential Code

- AN ORDINANCE REPEALING CHAPTER 15.54 OF TITLE 15 OF THE EL CAJON MUNICIPAL CODE; ADOPTING THE CALIFORNIA RESIDENTIAL CODE, 2016 EDITION, AS AMENDED BY REFERENCE; AND ADDING A NEW CHAPTER 15.54 TO TITLE 15 OF THE EL CAJON MUNICIPAL CODE

MOTION BY WELLS, SECOND BY MCCLELLAN, to ADOPT ORDINANCE NO. 5048.

MOTION CARRIED BY UNANIMOUS VOTE.

#3.3-F: Chapter 15.56 – California Fire Code

- AN ORDINANCE REPEALING CHAPTER 15.56 OF TITLE 15 OF THE EL CAJON MUNICIPAL CODE; ADOPTING THE CALIFORNIA FIRE CODE, 2016 EDITION, AS AMENDED, BY REFERENCE; AND ADDING A NEW CHAPTER 15.56 TO TITLE 15 OF THE EL CAJON MUNICIPAL CODE

MOTION BY WELLS, SECOND BY MCCLELLAN, to ADOPT ORDINANCE NO. 5049.

MOTION CARRIED BY UNANIMOUS VOTE.

ITEM 3.3 (Continued)

#3.3-G: Chapter 15.60 – California Green Building Standards Code

- AN ORDINANCE REPEALING CHAPTER 15.60 OF TITLE 15 OF THE EL CAJON MUNICIPAL CODE; ADOPTING THE CALIFORNIA GREEN BUILDING STANDARDS CODE, 2016 EDITION, AS AMENDED, BY REFERENCE; AND ADDING A NEW CHAPTER 15.60 TO TITLE 15 OF THE EL CAJON MUNICIPAL CODE

MOTION BY WELLS, SECOND BY MCCLELLAN, to ADOPT ORDINANCE NO. 5050.

MOTION CARRIED BY UNANIMOUS VOTE.

#3.3-H: Chapter 15.84 – California Existing Building Code

- AN ORDINANCE REPEALING SECTIONS 15.84.010 AND 15.84.015 OF CHAPTER 15.84 OF TITLE 15 OF THE EL CAJON MUNICIPAL CODE; ADOPTING THE CALIFORNIA EXISTING BUILDING CODE, 2016 EDITION, AS AMENDED, BY REFERENCE; AND ADDING NEW SECTIONS 15.84.010 AND 15.84.015 TO CHAPTER 15.84 OF TITLE 15 OF THE EL CAJON MUNICIPAL CODE

MOTION BY WELLS, SECOND BY MCCLELLAN, to ADOPT ORDINANCE NO. 5051.

MOTION CARRIED BY UNANIMOUS VOTE.

#3.3- I: New Chapter 15.88 – California Historical Building Code

- AN ORDINANCE ADDING A NEW CHAPTER 15.88 TO TITLE 15 OF THE EL CAJON MUNICIPAL CODE; ADOPTING THE CALIFORNIA HISTORICAL BUILDING CODE, 2016 EDITION, BY REFERENCE; TO REGULATE ALL HISTORICAL BUILDINGS AND STRUCTURES IN THE CITY OF EL CAJON

MOTION BY WELLS, SECOND BY MCCLELLAN, to ADOPT ORDINANCE NO. 5052.

MOTION CARRIED BY UNANIMOUS VOTE.

ITEM 3.3 (Continued)

#3.3-J: Chapter 15.92 – Expedited Processing for Small Rooftop Solar, Electric Vehicle Charging, and Advanced Energy Systems

- AN ORDINANCE REPEALING CHAPTER 15.92 OF TITLE 15 OF THE EL CAJON MUNICIPAL CODE; AND ADDING A NEW CHAPTER 15.92 TO TITLE 15 OF THE EL CAJON MUNICIPAL CODE FOR EXPEDITED PROCESSING OF PERMITTING FOR SMALL ROOFTOP SOLAR, ELECTRIC VEHICLE CHARGING STATIONS, AND ADVANCED ENERGY STORAGE SYSTEMS

MOTION BY WELLS, SECOND BY MCCLELLAN, to ADOPT ORDINANCE NO. 5053.

MOTION CARRIED BY UNANIMOUS VOTE.

4. ADMINISTRATIVE REPORTS:

- 4.1 RESOLUTION: AUTHORIZATION FOR THE EXECUTION OF A PROGRAM SUPPLEMENT AGREEMENT WITH CALTRANS FOR A HIGHWAY SAFETY IMPROVEMENT PROGRAM (HSIP) GRANT PROJECT, TRAFFIC SIGNAL UPGRADES, PW3581, HSIPL-5211(035)
(Report: Yazmin Arellano, City Engineer)**

RECOMMENDATION: That the City Council adopts the next RESOLUTION in order to approve Program Supplement Agreement No. 053-F for a federal aid project to upgrade traffic signals on Chase Avenue, El Cajon Boulevard, and Washington Avenue, PW3581, HSIPL-5211(035).

DISCUSSION

City Engineer Yazmin Arellano introduced the Item and **City Traffic Engineer Mario Sanchez** showed slides summarizing the scope of the upcoming project and goals

Traffic Engineer Sanchez responded to questions from **Council** concerning synchronization of traffic signals and matching of funds for the projects.

Councilmembers Kendrick and **Bales** thanked staff for obtaining millions of dollars in grants in the last few years.

ITEM 4.1 (Continued)

MOTION BY MCCLELLAN, SECOND BY BALES, to ADOPT RESOLUTION NO. 105-16 to approve Program Supplement Agreement No. 053-F for a federal aid project to upgrade traffic signals on Chase Avenue, El Cajon Boulevard, and Washington Avenue, PW3581, HSIPL-5211(035).

MOTION CARRIED BY UNANIMOUS VOTE.

***4.2 AMENDMENT TO THE HEARTLAND COMMUNICATIONS FACILITY AUTHORITY JOINT POWERS AGREEMENT
(Report: Douglas Williford, City Manager)**

RECOMMENDATION: That the City Council:

- Approve the Amended and Restated Joint Exercise of Powers Agreement for Heartland Communications Facility Authority; and
- Authorize the City's representative to the Heartland Communications Facility Commission (Councilmember Kendrick) to execute the agreement on behalf of the City.

DISCUSSION

City Manager Williford gave a summary of the Item.

Councilmember Kendrick commented that the term of 7 years will give increased stability and create great efficiency between the agencies to improve the safety of our citizens.

No further comments made.

MOTION BY MCCLELLAN, SECOND BY AMBROSE, to APPROVE the Amended and Restated Joint Exercise of Powers Agreement for Heartland Communications Facility Authority and Authorize the City's representative to the Heartland Communications Facility Commission (Councilmember Kendrick) to execute the agreement on behalf of the City.

MOTION CARRIED BY UNANIMOUS VOTE.

ADMINISTRATIVE REPORTS: (Continued)

***4.3 IMPLEMENTATION OF ONE-TIME, NON-PERSABLE STIPEND FOR ALL BENEFITTED EMPLOYEES (Report: Douglas Williford, City Manager)**

RECOMMENDATION: That the City Council approve the proposed one-time \$1,000.00 non-PERSable stipend as described in the agenda report.

DISCUSSION

City Manager Williford gave a summary of the Item.

Councilmembers expressed thanks to all employees for their hard work.

MOTION BY MCCLELLAN, SECOND BY KENDRICK, to APPROVE the proposed one-time \$1,000.00 non-PERSable stipend as described in the agenda report.

Eric Burney felt the money should be used for further training of police officers. He added that people who are protesting have been suppressed, even though they are walking on the sidewalks. They want to help the City grow, however; the major issue is police force.

MOTION RE- STATED BY MCCLELLAN, SECOND BY KENDRICK, TO APPROVE the proposed one-time \$1,000.00 non-PERSable stipend as described in the agenda report.

MOTION CARRIED BY UNANIMOUS VOTE.

*Recess called at 4:08 p.m.
Meeting called back to order at 4:13 p.m.*

5. COMMISSION REPORTS: None

6. ACTIVITIES REPORTS OF MAYOR WELLS/COMMENTS

SANDAG (San Diego Association of Governments); SANDAG Public Safety Committee – Chair; League of California Cities, San Diego Division; Heartland Fire Training JPA – Alternate; Indian Gaming Local Community Benefit Committee.

6.1 Council Activities Report/Comments

REPORT AS STATED.

6.2 LEGISLATIVE REPORT

NO RECOMMENDED ACTION.

***6.3 RESOLUTION: NAMING OF NEIGHBORHOOD PARK**

RECOMMENDATION: That the City Council adopts the next RESOLUTION in order to approve the name of the park located at 201 E. Douglas Avenue to be “Stoney’s Neighborhood Park.”

DISCUSSION

Mayor Wells gave a summary of the Item.

Councilmembers agreed with the recommendation, commenting on the many ways **Mr. Stone** helped the community.

Eric Lund, CEO & President of East County Chamber of Commerce, stated that **Stoney Stone** was an iconic figure in El Cajon, and would do things such as extending credit to those in times of need.

No one else came forward to speak.

MOTION BY MCCLELLAN, SECOND BY BALES, to ADOPT RESOLUTION NO. 106-16 to approve the name of the park located at 201 E. Douglas Avenue to be “Stoney’s Neighborhood Park.”

MOTION CARRIED BY UNANIMOUS VOTE.

ACTIVITIES REPORTS OF COUNCILMEMBERS

7.

COUNCILMEMBER GARY KENDRICK

Heartland Communications JPA; Heartland Fire Training JPA.

7.1 Council Activities Report/Comments

REPORT AS STATED.

8.

MAYOR PRO TEM TONY AMBROSE

SANDAG – Alternate; SANDAG Public Safety Committee – Alternate; Chamber of Commerce – Government Affairs; MTS (Metropolitan Transit System Board) – Alternate; East County Economic Development Council; METRO Commission/Wastewater JPA.

8.1 Council Activities Report/Comments

REPORT AS STATED.

9.

COUNCILMEMBER BOB McCLELLAN

MTS (Metropolitan Transit System Board); Harry Griffen Park Joint Steering Committee; Heartland Communications JPA – Alternate.

9.1 Council Activities Report/Comments

REPORT AS STATED.

10.

COUNCILMEMBER STAR BALES

East County Economic Development Council – Alternate; METRO Commission/Wastewater JPA – Alternate; Indian Gaming Local Community Benefit Committee – Alternate.

10.1 Council Activities Report/Comments

REPORT AS STATED.

11. **JOINT COUNCILMEMBER REPORTS: None**

12. **GENERAL INFORMATION ITEMS FOR DISCUSSION: None**

13. **ORDINANCES: FIRST READING**

13.1 **PROPOSED URGENCY ORDINANCE TEMPORARILY PROHIBITING THE OUTDOOR CULTIVATION OF MARIJUANA PLANTS GROWN FOR PERSONAL USE (Report: Morgan Foley, City Attorney)**

RECOMMENDATION: That the City Council, by not less than a four-fifths (4/5ths) affirmative vote, adopts the proposed urgency ordinance to temporarily prohibit the outdoor cultivation of marijuana by persons in the city of El Cajon.

- **Make a MOTION, and second to introduce the Ordinance**
- **Discussion**
- **Vote**
- **If approved, the Mayor requests the City Clerk to recite the title**

DISCUSSION

City Attorney Foley introduced the Item and summarized the proposed ordinance.

Stephanie Harper stated that El Cajon became a charter city so the people could help regulate the city. She feels bigger issues, such as helping the homeless, need addressing, and that this item is an unnecessary waste of administrative time and effort.

Dana Stevens spoke in support of the ordinance, and applauded the City for taking these steps.

James Ecia stated the plants are meant to be grown outside. He is worried about the dangers that come along with requiring people to grow the plants indoors. There may be hazardous conditions, which **Council** should consider.

Philip expressed concerns about the dangers of growing the plants indoors. Chemicals are used, and kids may be exposed to them. He stated that outdoor growing is safer.

Kovu stated the plants are meant to be grown outdoors and that the City should make some requirements for outdoor growing. As the people voted for the measure, trying to place restrictions is not conducive to morale. He indicated it would be more expensive to grow indoors.

ITEM 13.1 (Continued)

City Attorney Foley commented that the suggestion made by speaker **Kovu** could be addressed during consideration of this urgency ordinance. He reiterated that the purpose of the ordinance is a means to prohibit outdoor cultivation at this time.

Kovu added that having a structure outdoors might be a feasible solution.

Discussion ensued by **Council** concerning:

- A suggestion to grow the plants in the garage rather than inside the home;
- A suggestion to review ordinances from other cities on how to handle outdoor growth; and
- That the City consider fencing requirements within yards.

MOTION BY BALES, SECOND BY MCCLELLAN, to ADOPT ORDINANCE NO. 5054 temporarily prohibiting the outdoor cultivation of marijuana by persons in the city of El Cajon.

MOTION CARRIED BY UNANIMOUS VOTE.

The **City Clerk** recited the title of the ordinance for a first reading.

AN INTERIM URGENCY ORDINANCE OF THE CITY OF EL CAJON, ADOPTED PURSUANT TO GOVERNMENT CODE SECTION 65858, TEMPORARILY PROHIBITING THE ESTABLISHMENT OF OUTDOOR CULTIVATION OF MARIJUANA FOR PRIVATE USE, IN ALL ZONES

(Remainder of this page intentionally left blank)

14. ORDINANCES: SECOND READING AND ADOPTION

***14.1 ZONE RECLASSIFICATION NO. 2323 (673 SOUTH ANZA)**

RECOMMENDATION: That **Mayor Wells** requests the City Clerk to recite the title.

AN ORDINANCE APPROVING ZONE RECLASSIFICATION NO. 2323 FOR THE REZONING OF PROPERTY LOCATED ON THE EAST SIDE OF SOUTH ANZA STREET BETWEEN REDWOOD AND EAST WASHINGTON AVENUES FROM C-G (GENERAL COMMERCIAL) ZONE TO RM-2200 (RESIDENTIAL, MULTI-FAMILY, 2,200 SQ. FT.) ZONE; APN: 488-400-02-00; GENERAL PLAN DESIGNATION: MEDIUM DENSITY RESIDENTIAL (MR)

MOTION BY MCCLELLAN, SECOND BY BALES, to ADOPT ORDINANCE NO. 5055 approving Zone Reclassification No. 2323.

MOTION CARRIED BY UNANIMOUS VOTE.

15. CLOSED SESSION: None

Adjournment: **Mayor Wells** adjourned the Regular Joint Meeting of the City Council/Housing Authority/Successor Agency to the Redevelopment Agency held this 15th day of November 2016, at 4:40 p.m. to Tuesday, November 15, 2016, at 7:00 p.m.

BELINDA A. HAWLEY, CMC
City Clerk/Secretary

JOINT MEETING OF THE EL CAJON CITY COUNCIL/HOUSING AUTHORITY/SUCCESSOR AGENCY TO THE REDEVELOPMENT AGENCY



MINUTES

CITY OF EL CAJON EL CAJON, CALIFORNIA

November 15, 2016

An Adjourned Regular Joint Meeting of the City Council/Housing Authority/Successor Agency to the Redevelopment Agency of the City of El Cajon, California, held Tuesday, November 15, 2016, was called to order by Mayor/Chair Bill Wells at 7:02 p.m., in the Council Chambers, 200 Civic Center Way, El Cajon, California. This meeting was adjourned from the Adjourned Regular Joint Meeting held at 3:00 p.m., Tuesday November 15, 2016, by order of the City Council and Redevelopment Agency.

ROLL CALL

Council/Agencymembers present:
Council/Agencymembers absent:
Mayor Pro Tem/Vice Chair present:
Mayor/Chair present:
Other Officers present:

Bales and McClellan
Kendrick
Ambrose
Wells
Hawley, City Clerk/Secretary
Aguirre, Deputy City Clerk
Foley, City Attorney/General Counsel
Williford, City Manager/Executive Director
Al-Ghafry, Assistant City Manager

PLEDGE OF ALLEGIANCE TO FLAG and MOMENT OF SILENCE.

(The Courts have concluded that sectarian prayer as part of City Council meetings is not permitted under the Constitution)

AGENDA CHANGES: None

PUBLIC COMMENT: None

PUBLIC HEARINGS:

100 MALLONEE CONDOMINIUM CONVERSION – PLANNED UNIT DEVELOPMENT NO. 344 AND TENTATIVE SUBDIVISION MAP NO. 665 (Report: Anthony Shute, Deputy Director, Community Development)

RECOMMENDATION: That the City Council

- Opens the public hearing and receives testimony;
- Closes the public hearing;
- Moves to ADOPT the next RESOLUTION in order APPROVING Planned Unit Development No. 344; and
- Moves to ADOPT the next RESOLUTION in order APPROVING Tentative Subdivision Map No. 665.

DISCUSSION

Deputy Director of Community Development Tony Shute provided a summary of the Item.

Councilmember McClellan asked if dual pane windows and new air conditioning units would be installed in the complex.

Deputy Director Shute responded that dual pane windows will be installed, and indicated the applicant's representative is present and available to answer any questions.

Mayor Wells opened the public hearing.

Joseph Scarlatti, Westone Management Consultants, spoke in support of the Item and stated that the air conditioning units will be replaced prior to going to market.

No one else came forward to speak.

MOTION BY MCCLELLAN, SECOND BY BALES, to CLOSE the Public Hearing.

MOTION CARRIED BY UNANIMOUS VOTE.

The consensus of **Council** agreed to add a Condition of Approval requiring replacement of all air conditioning units.

ITEM 100 (Continued)

MOTION BY BALES, SECOND BY AMBROSE, to ADOPT RESOLUTION NO. 107-16 approving Planned Unit Development No. 344 and RESOLUTION NO. 108-16 approving Tentative Subdivision Map No. 665.

MOTION CARRIED BY UNANIMOUS VOTE.

ADJOURNMENT: Mayor Wells adjourned the Adjourned Regular Joint Meeting of the City Council/Housing Authority/Successor Agency to the Redevelopment Agency held this 15th day of 2016, at 7:13 p.m. to Tuesday, December 13, 2016, at 3:00 p.m.

DRAFT

BELINDA A. HAWLEY, CMC
City Clerk/Secretary

**APPROVAL OF READING BY TITLE AND WAIVER OF READING
OF ORDINANCES ON THIS AGENDA**

The City Council waives the reading of the full text of every ordinance contained in this agenda and approves the reading of the ordinance title only.

City Clerk Date Stamp


RECEIVED OFFICE OF
CITY CLERK
EL CAJON CA

2016 NOV 28 A 9:10

City of El Cajon Agenda Report

MEETING: Dec. 13, 2016

ITEM NO: 1.4



TO: Mayor Bill Wells and Councilmembers
FROM: Nahid Razi, Purchasing Agent
SUBJECT: Purchase of Factory Loaded Ammunition

RECOMMENDATION: That the City Council authorizes the Purchasing Agent to waive the bidding requirements in accordance with Municipal Code 3.20.010.C.1A, and execute a purchase agreement with Dooley Enterprises, Inc. for the purchase of factory loaded ammunition in the amount of \$86,418.08.

BACKGROUND: The Chief of Police has submitted the attached memorandum dated October 21, 2016, with sole source justification to purchase the specified ammunition from Dooley Enterprises, Inc. due to bullet performance, configuration performance, reputation, and availability.

The sole source request from the Chief of Police has been reviewed and Purchasing has confirmed that Dooley Enterprises, Inc. is the exclusive Winchester Law Enforcement Distributor for Southern California.

As a result, this purchase is recommended as an exception to the City's competitive bidding requirement pursuant to Municipal Code 3.20.010.C.1A, finding that: "The bidding procedures of this chapter may be waived, and an open market purchase pursuant to Section 3.20.110 of this chapter may be authorized when the commodity or service can be obtained from only one source." Purchasing, in concurrence with the Chief of Police, recommends this purchase be made from Dooley Enterprises, Inc., as being in the best interest of the City.

FISCAL IMPACT: Sufficient funds are available for this purchase in Activity/Account #130120-8160 (Police-Inspection, Training, and Personnel) and #130230-8160 (Police-Ancillary and Auxiliary Units.)

PREPARED BY:

REVIEWED BY:

APPROVED BY:



Nahid Razi
PURCHASING AGENT




Jeff Davis
CHIEF OF POLICE



Douglas Williford
CITY MANAGER

CITY OF EL CAJON



POLICE DEPARTMENT

MEMORANDUM

DATE: October 21, 2016

TO: Nahid Razi, Purchasing Manager

FROM: Jeff Davis, Chief of Police

SUBJECT: Duty Ammunition Sole Source Request – Req #299692

In conjunction with Requisition #299692, the police department would like to request procurement of Winchester ammunition in FY2016-17 be sole sourced to Dooley Enterprises.

The police department has a dedicated Range Master/Armorer who is responsible for continuously reviewing and specifying ammunition for use by department personnel while on duty. There are several critical factors used in determining department authorized and provided ammunition, including how the ammunition functions in the weapon, bullet performance, (e.g. muzzle velocity, energy, etc.,) how the weapon modifications, (such as armoring and other accessories,) effect bullet performance, and any recalls or issues that are reported concerning ammunition that might affect the department. The Armorer reviews published ballistic tables of various types of ammunition, which are made available to law enforcement agencies. This bullet performance data is then considered in conjunction with testing and evaluation with the firearms that are in department approved configurations, to ensure the ammunition performs at the level required of a law enforcement agency where there is no margin for error.

Although there are many companies that sell ammunition, the police department elects to consider five (5) sources that have a long-standing reputation as providers of reliable ammunition (in function, testing procedures and result reporting). Utilizing ammunition from a reputable company reduces liability for the department and increases safety for officers by minimizing the likelihood of misfires and other ammunition failures. The five companies currently considered are Winchester, Federal, Remington, Black Hills and Hornady.

Based on reviewing the ballistics performance of the five manufacturers, it was determined

by the department's range master, Winchester ammunition will provide the best and most reliable performance based on the department's configuration of its weapons. (The range master has specified Hornady ammo for some SWAT weapons.) In addition to the ballistics data and testing and evaluation that is done for determination of department-approved ammunition, availability is also a critical factor. Four years ago the department began experiencing significant delays in receiving ammunition that was ordered due to a surge in demand for ammo by the general population. The constricted ammunition market continues, lead times are estimated at 3-6 months. (Experience has shown there are often delays beyond what is initially promised). In order to ensure the police department has timely access to required ammunition for training and duty use, it is critical that the selected supplier be able to supply the annual order within three months of order placement, and maintain an adequate inventory supply on hand for immediate purchase if necessary.

The only ammunition and vendor that satisfies all of these ballistic performance, configuration performance, reputation and availability criteria is Winchester which is sole sourced through Dooley Enterprises, (see attached sole source letter from Dooley). Based on the totality of factors considered and laid out above, the police department requests that the ammunition ordered in Req #299692 be purchased on a sole source basis from Dooley Enterprises.

Page
Intentionally
Left Blank

City Clerk Date Stamp
RECEIVED OFFICE OF
CITY CLERK
EL CAJON CA
2016 DEC -5 A 9:28

City of El Cajon Agenda Report

MEETING: Dec. 13, 2016

ITEM NO: 1.5



TO: Mayor Wells and Councilmembers

FROM: Dennis Davies, Deputy Director of Public Works

SUBJECT: Acceptance of Portland Cement Concrete (PCC) Channel Repairs, WW3518, Bid Number 030-16

RECOMMENDATION: That the City Council:

1. Accepts the Portland Cement Concrete (PCC) Channel Repair, WW3518, Bid Number 030-16; and
2. Authorizes the City Clerk to record a Notice of Completion and release the bonds in accordance with the contract terms.

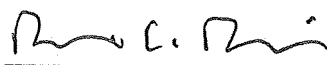
BACKGROUND: On February 23, 2016, the contract for Portland Cement Concrete (PCC) Channel Repairs was awarded by City Council Resolution No. 020-16 to New Century Construction, Inc. The project consisted of repair and replacement of cracked concrete, concrete joint repairs, and damaged concrete sections at various locations along the County Ditch, Washington, and Forrester Creek channels. This project is part of a cyclical maintenance effort to provide needed repairs to the City's main storm drain channels. All contract work was completed on October 26, 2016. Quantities and payments have been finalized, and there are no pending claims.


FISCAL IMPACT: The majority of the City's concrete channels were constructed in the 1970's and are coming to the end of their life cycle. Repairs made with this contract will extend the useful life of the channels and will reduce the long-term maintenance efforts. The total construction expenditure for this contract is \$246,908.00. The project was funded with Wastewater Funds from account #650900-9065/WW3518.


PREPARED BY:

REVIEWED BY:

APPROVED BY:


Dennis C. Davies
DEPUTY DIRECTOR
OF PUBLIC WORKS


Majed Al-Ghafry
ASSISTANT
CITY MANAGER


Douglas Williford
CITY MANAGER


RECEIVED OFFICE OF
City Clerk Date Stamp
EL CAJON CA
2016 DEC -6 A 8:44

City of El Cajon

Agenda Report

MEETING: Dec. 13, 2016

ITEM NO: 1.6



TO: Mayor Wells and Councilmembers

FROM: Dennis Davies, Deputy Director of Public Works

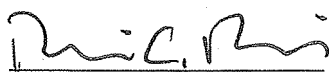
SUBJECT: Acceptance of Public Improvements, Tentative Subdivision Map (TSM) 656, 511 South Magnolia Avenue, Engineering Job No. 3452

RECOMMENDATION: That the City Council accepts the public improvements and authorizes the City Clerk to release the bonds guaranteeing the improvements in accordance with the subdivision agreement, and requires the developer to maintain insurance in force until the release of all bonds for the project.


BACKGROUND: The public improvements, as a condition of approval of Tentative Subdivision Map (TSM) 656, located at 511 South Magnolia Avenue, are now complete. This work included street trees with decorative grates, sidewalk, and a street light. The Performance Bond and Subdivision Agreement approved by the City Council on January 27, 2015, guaranteed the installation of the improvements. Performance bonds are typically used to ensure that all public improvements required by the conditions of approval are secured at the time of map recordation, and the subdivision agreement gives the City the legal means to call in the bonds should the developer fail to perform the required work.

FISCAL IMPACT: There is no fiscal impact as a result of this action.

PREPARED BY:


Dennis C. Davies
DEPUTY DIRECTOR
OF PUBLIC WORKS

REVIEWED BY:


Majed Al-Ghafry
ASSISTANT
CITY MANAGER

APPROVED BY:


Douglas Williford
CITY MANAGER

**Subdivision Map TSM 656
CAMDEN YARDS
Engineering Job No. 3452**

Bond Summary

Council Acceptance	12/13/2016	
Performance Bond		\$ 104,957.00
Labor and Material Bond		\$ 104,957.00
Lot Staking Bond		\$ -
Bond Total		\$ 209,914.00

Bond Release Schedule

Release Date	Performance Bond	Labor and Materials Bond	Lot Staking Bond	Release Total
12/13/2016	\$ 78,717.75		\$ -	\$ 78,717.75
6/13/2016		\$ 104,957.00		\$ 104,957.00
12/13/2016	\$ 26,239.25			\$ 26,239.25
Totals	\$ 104,957.00	\$ 104,957.00	\$ -	\$ 209,914.00

NOTE: BONDS TO BE RETURNED ACCORDING TO THE ABOVE SCHEDULE AND SENT TO:

Indemnity Company of California
3517 Camino Del Rio South, Ste 200
San Diego, CA 92108
Bond Number 802357S

COPY

MEETING: Jan. 27, 2015

ITEM NO: 1.8

City Clerk Date Stamp
RECEIVED OFFICE OF
CITY CLERK
EL CAJON CA
2015 JAN 22 P 4:46

City of El Cajon Agenda Report



TO: Mayor Wells, Mayor Pro Tem McClellan
Councilmembers Ambrose, Bales, Kendrick

FROM: Deputy Director of Public Works

SUBJECT: Subdivision Agreement and Final Map for Tentative Subdivision Map (TSM) 656, 511 South Magnolia Avenue, Engineering Job No. 3452

RECOMMENDATION: That the City Council approve the Subdivision Agreement and Final Map for Tentative Subdivision Map (TSM) 656 at 511 South Magnolia Avenue, authorizing execution of the Agreement.

BACKGROUND: On April 8, 2014, 2014, the City Council approved TSM 656 for a twelve (12) lot subdivision with eleven (11) single-family homes and a common use area, by Resolution No. 029-14, subject to conditions. The subdivision is located at the southeast corner of South Magnolia Avenue and East Camden Avenue.


All conditions have been satisfied or are guaranteed by the Subdivision Agreement. All fees and securities have been paid. Therefore, the Final Map is ready to be recorded.


FISCAL IMPACT: None. The property owner has paid all required fees.


PREPARED BY:

REVIEWED BY:

APPROVED BY:


Dennis C. Davies
DEPUTY DIRECTOR
OF PUBLIC WORKS


Majed Al-Ghafry
ASSISTANT
CITY MANAGER


Douglas Williford
CITY MANAGER

Attachment

Tentative Subdivision Map 656

LABOR AND MATERIAL BOND
(Public Improvements)
(511 S. Magnolia Avenue)

COPY

KNOW ALL MEN BY THESE PRESENTS:

WHEREAS, the City Council of the City of El Cajon, and EL CAJON CAMDEN YARDS, LP, a California limited partnership, hereinafter designated as "Principal," have entered into an agreement whereby Principal agrees to install and complete certain public improvements, which said agreement, identified as Subdivision Agreement, Tentative Subdivision Map No. 656, is hereby referred to and made a part hereof; and

WHEREAS, under the terms of said agreement, Principal is required, before entering upon the performance of the work, to file a good and sufficient payment bond with the City of El Cajon to secure the claims to which reference is made in Title 1 (commencing with §8000) of Part 6 of Division 4 of the Civil Code of the State of California.

NOW, THEREFORE, we, EL CAJON CAMDEN YARDS, LP, a California limited partnership, as Principal, and Indemnity Company of California, as Surety, are held and firmly bound unto the CITY OF EL CAJON and all contractors, subcontractors, laborers, and other persons employed in the performance of the aforesaid agreement, and referred to in the aforesaid Civil Code, in the penal sum of One Hundred Four Thousand Nine Hundred Fifty-seven Dollars and No Cents (\$104,957.00), for materials furnished or labor thereon of any kind, or for amounts due under the Unemployment Insurance Act with respect to such work or labor, that said Surety will pay the same in an amount not exceeding the amount hereinabove set forth, and also in case suit is brought upon this bond, will pay, in addition to the face amount thereof, costs and reasonable expenses and fees, including reasonable attorney's fees, incurred by City in successfully enforcing such obligation, to be awarded and fixed by the court, and to be taxed as costs and to be included in any judgment rendered.

It is hereby expressly stipulated and agreed that this bond shall inure to the benefit of any and all persons, companies and corporations entitled to file claims under Title 1 (commencing with §8000) of Part 6 of Division 4 of the Civil Code, so as to give a right of action to them or their assigns in any suit brought upon this bond.

Should the condition of this bond be fully performed, then this obligation shall become null and void, otherwise it shall be and remain in full force and effect.

The Surety hereby stipulates and agrees that no change, extension of time, alteration or addition to the terms of said agreement or the specifications accompanying the same, shall in any manner affect its obligations on this bond, and it does hereby waive notice of any such change, extension, alteration or addition.


IN WITNESS WHEREOF, the undersigned represent and warrant that they have the right, power, legal capacity and authority to enter into and execute this document on behalf of the above bounden Principal and Surety, and have set their names, titles, and signatures hereon this 22nd day of January _____, 2015.

PRINCIPAL

EL CAJON CAMDEN YARDS, LP,
a California limited partnership

By: **G8 Development, Inc.,**
a California corporation,
General Partner.


By: **Chris Warburton, VP General Partner**


By: **Philip Chodur, Secretary General Partner**

7626 El Cajon Blvd.

La Mesa, CA 91942
Address

(619) 804-5830
Telephone

SURETY

Indemnity Company of California

Name

By: 
Name & Title
Michael R. Strahan, Attorney-In-Fact

By: _____
Name & Title

3517 Camino Del Rio South, Ste 200

San Diego, CA 92108
Address

619-521-9686
Telephone

NOTARY ACKNOWLEDGMENTS OF PRINCIPAL AND SURETY MUST BE ATTACHED.

ALL PURPOSE ACKNOWLEDGMENT

A notary public or other officer completing this certificate verifies only the identity of the individual who signed the document to which this certificate is attached. and not the truthfulness, accuracy, or validity of that document.

STATE OF CALIFORNIA)
) SS:
COUNTY OF SAN DIEGO)

On Jan. 23, 2015, before me, Angela M. Hodgdon, a Notary Public, personally appeared Philip Chodur, who proved to me on the basis of satisfactory evidence to be the person(s) whose name(s) is/are subscribed to the within instrument and acknowledged to me that he/she/they executed the same in his/her/their authorized capacity(ies), and that by his/her/their signature(s) on the instrument the person(s), or the entity upon behalf of which the person(s) acted, executed the instrument.

I certify under PENALTY OF PERJURY under the laws of the State of California that the foregoing paragraph is true and correct.

WITNESS my hand and official seal.

Angela M. Hodgdon
Signature



(SEAL)

ALL PURPOSE ACKNOWLEDGMENT

A notary public or other officer completing this certificate verifies only the identity of the individual who signed the document to which this certificate is attached. and not the truthfulness, accuracy, or validity of that document.

STATE OF CALIFORNIA)
) SS:
COUNTY OF SAN DIEGO)

On Jan. 23, 2015, before me, Angela M. Hodgdon, a Notary Public, personally appeared Chris Warburton, who proved to me on the basis of satisfactory evidence to be the person(s) whose name(s) is/are subscribed to the within instrument and acknowledged to me that he/she/they executed the same in his/her/their authorized capacity(ies), and that by his/her/their signature(s) on the instrument the person(s), or the entity upon behalf of which the person(s) acted, executed the instrument.


I certify under PENALTY OF PERJURY under the laws of the State of California that the foregoing paragraph is true and correct.

WITNESS my hand and official seal.

Angela M. Hodgdon
Signature



(SEAL)



POWER OF ATTORNEY FOR
DEVELOPERS SURETY AND INDEMNITY COMPANY
INDEMNITY COMPANY OF CALIFORNIA
PO Box 19725, IRVINE, CA 92623 (949) 263-3300

KNOW ALL BY THESE PRESENTS that except as expressly limited, DEVELOPERS SURETY AND INDEMNITY COMPANY and INDEMNITY COMPANY OF CALIFORNIA, do each hereby make, constitute and appoint: ***Michael R. Strahan***

as their true and lawful Attorney(s)-in-Fact, to make, execute, deliver and acknowledge, for and on behalf of said corporations, as sureties, bonds, undertakings and contracts of suretyship giving and granting unto said Attorney(s)-in-Fact full power and authority to do and to perform every act necessary, requisite or proper to be done in connection therewith as each of said corporations could do, but reserving to each of said corporations full power of substitution and revocation, and all of the acts of said Attorney(s)-in-Fact, pursuant to these presents, are hereby ratified and confirmed.

This Power of Attorney is granted and is signed by facsimile under and by authority of the following resolutions adopted by the respective Boards of Directors of DEVELOPERS SURETY AND INDEMNITY COMPANY and INDEMNITY COMPANY OF CALIFORNIA, effective as of January 1st, 2008.


RESOLVED, that a combination of any two of the Chairman of the Board, the President, Executive Vice-President, Senior Vice-President or any Vice President of the corporations be, and that each of them hereby is, authorized to execute this Power of Attorney, qualifying the attorney(s) named in the Power of Attorney to execute, on behalf of the corporations, bonds, undertakings and contracts of suretyship; and that the Secretary or any Assistant Secretary of either of the corporations be, and each of them hereby is, authorized to attest the execution of any such Power of Attorney;

RESOLVED, FURTHER, that the signatures of such officers may be affixed to any such Power of Attorney or to any certificate relating thereto by facsimile, and any such Power of Attorney or certificate bearing such facsimile signatures shall be valid and binding upon the corporations when so affixed and in the future with respect to any bond, undertaking or contract of suretyship to which it is attached.

IN WITNESS WHEREOF, DEVELOPERS SURETY AND INDEMNITY COMPANY and INDEMNITY COMPANY OF CALIFORNIA have severally caused these presents to be signed by their respective officers and attested by their respective Secretary or Assistant Secretary this November 21, 2013.

By: *Daniel Young*
Daniel Young, Senior Vice-President

By: *Mark J. Lansdon*
Mark J. Lansdon, Vice-President



State of California
County of Orange

On November 21, 2013 before me, Antonio Alvarado, Notary Public
Date Here Insert Name and Title of the Officer

personally appeared Daniel Young and Mark J. Lansdon
Name(s) of Signer(s)

who proved to me on the basis of satisfactory evidence to be the person(s) whose name(s) is/are subscribed to the within instrument and acknowledged to me that he/she/they executed the same in his/her/their authorized capacity(ies), and that by his/her/their signature(s) on the instrument the person(s), or the entity upon behalf of which the person(s) acted, executed the instrument.

I certify under PENALTY OF PERJURY under the laws of the State of California that the foregoing paragraph is true and correct.

WITNESS my hand and official seal.


Signature *Antonio Alvarado*
Antonio Alvarado, Notary Public

CERTIFICATE

The undersigned, as Secretary or Assistant Secretary of DEVELOPERS SURETY AND INDEMNITY COMPANY or INDEMNITY COMPANY OF CALIFORNIA, does hereby certify that the foregoing Power of Attorney remains in full force and has not been revoked and, furthermore, that the provisions of the resolutions of the respective Boards of Directors of said corporations set forth in the Power of Attorney are in force as of the date of this Certificate.

This Certificate is executed in the City of Irvine, California, this 22 day of JANUARY, 2015

By: *Cassie J. Berrisford*
Cassie J. Berrisford, Assistant Secretary



Place Notary Seal Above

ACKNOWLEDGMENT

A notary public or other officer completing this certificate verifies only the identity of the individual who signed the document to which this certificate is attached, and not the truthfulness, accuracy, or validity of that document.

State of California
County of San Diego)


On January 22nd, 2015 before me, E.B. Strahan, Notary Public
(insert name and title of the officer)

personally appeared Michael R. Strahan,
who proved to me on the basis of satisfactory evidence to be the person(s) whose name(s) is/are
subscribed to the within instrument and acknowledged to me that he/she/they executed the same in
his/her/their authorized capacity(ies), and that by his/her/their signature(s) on the instrument the
person(s), or the entity upon behalf of which the person(s) acted, executed the instrument.


I certify under PENALTY OF PERJURY under the laws of the State of California that the foregoing
paragraph is true and correct.

WITNESS my hand and official seal.

Signature _____



(Seal)



PERFORMANCE BOND
(Public Improvements)
(511 S. Magnolia Avenue)

COPY

KNOW ALL MEN BY THESE PRESENTS:

WHEREAS, the City Council of the City of El Cajon, and EL CAJON CAMDEN YARDS, LP, a California limited partnership, hereinafter designated as "Principal," have entered into an agreement whereby Principal agrees to install and complete certain public improvements, which said agreement, identified as Subdivision Agreement, Tentative Subdivision Map No. 656, is hereby referred to and made a part hereof; and

WHEREAS, said Principal is required under the terms of said agreement to furnish a bond providing for the faithful performance of said agreement.

NOW, THEREFORE, we, EL CAJON CAMDEN YARDS, LP, a California limited partnership, as Principal, and Indemnity Company of California, as Surety, are held and firmly bound unto the CITY OF EL CAJON, CALIFORNIA, hereinafter called "Owner", in the penal sum of One Hundred Four Thousand Nine Hundred Fifty-seven Dollars and No Cents (\$104,957.00), lawful money of the United States of America, for payment of which sum well and truly to be made, we bind ourselves, our heirs, executors, administrators and successors, jointly and severally, firmly by these presents.

THE CONDITION OF THIS OBLIGATION is such that if the above bounded Principal, or heirs, executors, administrators, successors or assigns, shall in all things stand to and abide by and well and truly keep and perform all the undertakings, terms, covenants, conditions and provisions in the said agreement and any alteration thereof made as therein provided, all within the time and in the true intent and meaning, and shall indemnify and save harmless the City of El Cajon, its officers, agents and employees, as therein stipulated, then this obligation shall become null and void, otherwise it shall be and remain in full force and effect.

As a part of the obligation secured hereby and in addition to the face amount specified therefor, there shall be included costs and reasonable expenses and fees, including reasonable attorneys' fees, incurred by City in successfully enforcing such obligation, all to be taxed as costs and included in any judgment rendered.

The Surety hereby stipulates and agrees that no change, extension of time, alteration or addition to the terms of the agreement documents or of the work to be performed thereunder, or to the work to be performed thereunder or the specifications accompanying the same shall in any way affect its obligations on this bond, and it does hereby waive notice of any such change, extension of time, alteration or addition to the terms of the agreement or to the work or to the specifications.

Performance Bond (Public Improvements)

TSM 656

(continued)

IN WITNESS WHEREOF, the undersigned represent and warrant that they have the right, power, legal capacity and authority to enter into and execute this document on behalf of the above bounden Principal and Surety, and have set their names, titles, and signatures hereon this day of January 22nd, 2015.

PRINCIPAL

EL CAJON CAMDEN YARDS, LP,
a California limited partnership

By: **G8 Development, Inc.,**
a California corporation,
General Partner.



By: **Chris Warburton, VP General Partner**



By: **Philip Chodur, Secretary General Partner**

7626 El Cajon Blvd.

La Mesa, CA 91942

Address


(619) 804-5830

Telephone

SURETY

Indemnity Company of California

Name



By:

Name & Title

Michael R. Strahan, Attorney-In-Fact

By: _____

Name & Title

3517 Camino Del Rio South, Ste 200

San Diego, CA 92108

Address

619-521-9686

Telephone

NOTARY ACKNOWLEDGMENTS OF PRINCIPAL AND SURETY MUST BE ATTACHED.

ALL PURPOSE ACKNOWLEDGMENT

A notary public or other officer completing this certificate verifies only the identity of the individual who signed the document to which this certificate is attached, and not the truthfulness, accuracy, or validity of that document.

STATE OF CALIFORNIA)
) SS:
COUNTY OF SAN DIEGO)

On Jan. 23, 2015, before me, Angela M. Hodgdon, a Notary Public, personally appeared Philip Chodur, who proved to me on the basis of satisfactory evidence to be the person(s) whose name(s) is/are subscribed to the within instrument and acknowledged to me that he/she/they executed the same in his/his/their authorized capacity(ies), and that by his/his/their signature(s) on the instrument the person(s), or the entity upon behalf of which the person(s) acted, executed the instrument.

I certify under PENALTY OF PERJURY under the laws of the State of California that the foregoing paragraph is true and correct.

WITNESS my hand and official seal.

Angela M. Hodgdon
Signature



(SEAL)

ALL PURPOSE ACKNOWLEDGMENT

A notary public or other officer completing this certificate verifies only the identity of the individual who signed the document to which this certificate is attached, and not the truthfulness, accuracy, or validity of that document.


STATE OF CALIFORNIA)
) SS:
COUNTY OF SAN DIEGO)

On Jan. 23, 2015, before me, Angela M. Hodgdon, a Notary Public, personally appeared Chris Warburton, who proved to me on the basis of satisfactory evidence to be the person(s) whose name(s) is/are subscribed to the within instrument and acknowledged to me that he/she/they executed the same in his/his/their authorized capacity(ies), and that by his/his/their signature(s) on the instrument the person(s), or the entity upon behalf of which the person(s) acted, executed the instrument.

I certify under PENALTY OF PERJURY under the laws of the State of California that the foregoing paragraph is true and correct.

WITNESS my hand and official seal.

Angela M. Hodgdon
Signature



(SEAL)

**POWER OF ATTORNEY FOR
DEVELOPERS SURETY AND INDEMNITY COMPANY
INDEMNITY COMPANY OF CALIFORNIA
PO Box 19725, IRVINE, CA 92623 (949) 263-3300**

KNOW ALL BY THESE PRESENTS that except as expressly limited, DEVELOPERS SURETY AND INDEMNITY COMPANY and INDEMNITY COMPANY OF CALIFORNIA, do each hereby make, constitute and appoint: *****Michael R. Strahan*****

as their true and lawful Attorney(s)-in-Fact, to make, execute, deliver and acknowledge, for and on behalf of said corporations, as sureties, bonds, undertakings and contracts of suretyship giving and granting unto said Attorney(s)-in-Fact full power and authority to do and to perform every act necessary, requisite or proper to be done in connection therewith as each of said corporations could do, but reserving to each of said corporations full power of substitution and revocation, and all of the acts of said Attorney(s)-in-Fact, pursuant to these presents, are hereby ratified and confirmed.

This Power of Attorney is granted and is signed by facsimile under and by authority of the following resolutions adopted by the respective Boards of Directors of DEVELOPERS SURETY AND INDEMNITY COMPANY and INDEMNITY COMPANY OF CALIFORNIA, effective as of January 1st, 2008.


RESOLVED, that a combination of any two of the Chairman of the Board, the President, Executive Vice-President, Senior Vice-President or any Vice President of the corporations be, and that each of them hereby is, authorized to execute this Power of Attorney, qualifying the attorney(s) named in the Power of Attorney to execute, on behalf of the corporations, bonds, undertakings and contracts of suretyship; and that the Secretary or any Assistant Secretary of either of the corporations be, and each of them hereby is, authorized to attest the execution of any such Power of Attorney;

RESOLVED, FURTHER, that the signatures of such officers may be affixed to any such Power of Attorney or to any certificate relating thereto by facsimile, and any such Power of Attorney or certificate bearing such facsimile signatures shall be valid and binding upon the corporations when so affixed and in the future with respect to any bond, undertaking or contract of suretyship to which it is attached.

IN WITNESS WHEREOF, DEVELOPERS SURETY AND INDEMNITY COMPANY and INDEMNITY COMPANY OF CALIFORNIA have severally caused these presents to be signed by their respective officers and attested by their respective Secretary or Assistant Secretary this November 21, 2013.

By: *Daniel Young*
Daniel Young, Senior Vice-President

By: *Mark J. Lansdon*
Mark J. Lansdon, Vice-President



State of California
County of Orange

On November 21, 2013 before me, Antonio Alvarado, Notary Public
Date Here Insert Name and Title of the Officer


personally appeared Daniel Young and Mark J. Lansdon
Name(s) of Signer(s)

who proved to me on the basis of satisfactory evidence to be the person(s) whose name(s) is/are subscribed to the within instrument and acknowledged to me that he/she/they executed the same in his/her/their authorized capacity(ies), and that by his/her/their signature(s) on the instrument the person(s), or the entity upon behalf of which the person(s) acted, executed the instrument.

I certify under PENALTY OF PERJURY under the laws of the State of California that the foregoing paragraph is true and correct.

WITNESS my hand and official seal.

Signature *Antonio Alvarado*
Antonio Alvarado, Notary Public



Place Notary Seal Above

CERTIFICATE

The undersigned, as Secretary or Assistant Secretary of DEVELOPERS SURETY AND INDEMNITY COMPANY or INDEMNITY COMPANY OF CALIFORNIA, does hereby certify that the foregoing Power of Attorney remains in full force and has not been revoked and, furthermore, that the provisions of the resolutions of the respective Boards of Directors of said corporations set forth in the Power of Attorney are in force as of the date of this Certificate.

This Certificate is executed in the City of Irvine, California, this 22 day of JANUARY, 2015

By: *Cassie J. Berrisford*
Cassie J. Berrisford, Assistant Secretary

ACKNOWLEDGMENT

A notary public or other officer completing this certificate verifies only the identity of the individual who signed the document to which this certificate is attached, and not the truthfulness, accuracy, or validity of that document.


State of California
County of San Diego)

On January 22nd, 2015 before me, E. B. Strahan, Notary Public
(insert name and title of the officer)


personally appeared Michael R. Strahan,
who proved to me on the basis of satisfactory evidence to be the person(s) whose name(s) is/are
subscribed to the within instrument and acknowledged to me that he/she/they executed the same in
his/her/their authorized capacity(ies), and that by his/her/their signature(s) on the instrument the
person(s), or the entity upon behalf of which the person(s) acted, executed the instrument.

I certify under PENALTY OF PERJURY under the laws of the State of California that the foregoing
paragraph is true and correct.

WITNESS my hand and official seal.

Signature 

(Seal)



City Clerk Date Stamp

RECEIVED OFFICE OF
CITY CLERK
EL CAJON CA

2016 DEC -6 A 8:44

City of El Cajon Agenda Report

MEETING: Dec. 13, 2016

ITEM NO: 1.7



TO: Mayor Wells and Councilmembers
FROM: Nahid Razi, Purchasing Agent
SUBJECT: Award of Bid No. 013-17, Upgrade Traffic Signals – Fletcher Parkway/Broadway

RECOMMENDATION: That the City Council:

- 1) Finds the third, fourth, and sixth low bidders non-responsive for the reasons set forth in this agenda report; and
- 2) Adopts the next RESOLUTION in order awarding the bid to the lowest responsive, responsible bidder, S.C. Valley Engineering, Inc., in the amount of \$731,154.00 for the base bid and Additive Alternate: Furnish and Install Traffic Signal Ethernet Cable and Wireless Radio.

BACKGROUND: On September 13, 2016, the City Council approved the bid plans and specifications for the Upgrade Traffic Signals – Fletcher Parkway/Broadway project. The project involves the installation of fiber-optic communications between twenty-five existing traffic signals and the City's Traffic Management Center. The scope of work includes the conversion of 9.8 miles of outdated copper wire traffic signal interconnect cable with twelve strand, single-mode fiber optic cable, as well as, new traffic controllers, communication equipment, and thirty video detection cameras along the Fletcher Parkway/Broadway corridor between Navajo Road and East Main Street. Forty prospective bidders obtained bid packages and seven responses were received and opened at 2:00 p.m. on October 25, 2016.

This project is funded by the California Department of Transportation's Highway Safety Improvement Program and requires a signed "Disclosure of Lobbying Activities" form in order to receive grant funding. The third low bidder did not sign the "Disclosure of Lobbying Activities" form and has been deemed non-responsive.

In addition, as cited in the bid specifications, a copy of the bidder's *Good Faith Effort* must be submitted to provide proof the Disadvantaged Business Enterprise goal has been met to receive grant funding. City staff provided an additional four days after the bid opening date for all bidders to submit this documentation. However, the City did not receive responses from the fourth and sixth low bidders, thereby deeming them non-responsive.

Purchasing, in concurrence with the Assistant City Manager, recommends award of the bid to the lowest responsive, responsible bidder, S.C. Valley Engineering, Inc., in the amount of \$731,154.00 (base bid of \$717,054.00 plus Additive Alternates of \$14,100.00). The summary of bids is attached and complete proposals are on file in Purchasing.

FISCAL IMPACT: Sufficient funds are available for this project through the Highway Safety Improvement Program Grant obtained by the Public Works Department (550000/PW3516).

PREPARED BY:

REVIEWED BY:

APPROVED BY:


Nahid Razi
PURCHASING AGENT


Majed Al-Ghafry
ASSISTANT CITY
MANAGER


Douglas Williford
CITY MANAGER

BID SUMMARY – BID NO. 013-17

<u>BIDDER</u>	<u>TOTAL BID AMOUNT</u>
S.C. Valley Engineering, Inc. (El Cajon, CA)	\$717,054.00*
DBX, Inc. (Temecula, CA)	\$771,276.00
CTE, Inc. (El Cajon, CA)	Non-responsive
Select Electric, Inc. (Poway, CA)	Non-responsive
HMS Construction, Inc. (Vista, CA)	\$900,000.00
Crosstown Electrical & Data, Inc. (Irwindale, CA)	Non-responsive
Lekos Electric, Inc. (El Cajon, CA)	\$1,074,644.00
ENGINEER'S ESTIMATE (BASE BID)	\$884,000.00

*** RECOMMEND AWARD**

S.C. Valley Engineering, Inc. Additive Alternates

Furnish & Install Traffic Signal Ethernet Cable	\$2,100.00
Managed Ethernet Switch (8 Port, EtherWAN EX70980-00B)	\$6,000.00
Video Encoder (Axis P7214), 64GB MicroSDHC Card & Video Management Camera Software Licenses	\$1,800.00
Digi Serial Ethernet Converter (N2S-170)	\$1,200.00
Furnish & Install Wireless Radio & Mounting	<u>\$3,000.00</u>
	\$14,100.00*

RESOLUTION NO. -16

RESOLUTION AWARDING BID FOR
UPGRADE TRAFFIC SIGNALS –
FLETCHER PARKWAY/BROADWAY
(Bid No. 013-17, HSIPL 5211 (031), PW3516)

WHEREAS, on September 13, 2016, the City Council approved the bid plans and specifications for the Upgrade Traffic Signals – Fletcher Parkway/Broadway project, which involves the installation of fiber-optic communications between twenty-five (25) existing traffic signals and the City's Traffic Management Center, and includes the conversion of 9.8 miles of outdated copper wire traffic signal interconnect cable with twelve-strand, single-mode fiber-optic cable, as well as new traffic controllers, communication equipment, and thirty (30) video detection cameras along the Fletcher Parkway/Broadway corridor between Navajo Road and East Main Street (the "Project"); and

WHEREAS, forty (40) prospective bidders obtained bid packages, and seven (7) responses to the Invitation to Bid for the Project were received and publicly opened at 2:00 p.m. on October 25, 2016; and

WHEREAS, this project is funded by the California Department of Transportation's Highway Safety Improvement Program and requires a signed "Disclosure of Lobbying Activities" form; however, the third low bidder did not sign the "Disclosure of Lobbying Activities" form and the bid has therefore been deemed non-responsive; and

WHEREAS, as cited in the bid specifications, a copy of the bidder's *Good Faith Effort* must be submitted in order to receive grant funding, and City staff provided an additional four (4) days after the bid opening date for all bidders to submit said documentation, but did not receive responses from the fourth and sixth low bidders, thereby deeming them non-responsive; and

WHEREAS, S.C. Valley Engineering, Inc. is the apparent lowest responsive, responsible bidder; and

WHEREAS, Purchasing, in concurrence with the Assistant City Manager, recommends award of the bid to the lowest responsive, responsible bidder; and

WHEREAS, the City Council believes it to be in the best interests of the City to award the contract to the lowest responsive, responsible bidder.

NOW, THEREFORE, BE IT RESOLVED BY THE CITY COUNCIL OF THE CITY OF EL CAJON AS FOLLOWS:

1. The City Council hereby finds the foregoing recitals to be true and correct, and are the findings of the City Council.

2. The City Council does hereby reject all other bids and except that hereinbelow mentioned for the reasons set forth in the recitals above, and awards the bid for the Upgrade Traffic Signals – Fletcher Parkway/Broadway project to:

S.C. Valley Engineering, Inc.

in the amount of \$731,154.00 (consisting of its base bid amount of \$717,054.00 with the Additive Alternate: Furnish and Install Traffic Signal Ethernet Cable and Wireless Radio amount of \$14,100.00).

3. The Mayor and City Clerk are authorized and directed to execute a contract for said project on behalf of the City of El Cajon.

12/13/16 (Item 1.7)

Bid 031-17 – Upgrade Traffic Signals Fletcher Pkwy-Broadway (SC Valley) 120616

City Clerk Date Stamp

RECEIVED OFFICE OF
CITY CLERK
EL CAJON CA

2016 DEC -7 A 9:19

City of El Cajon Agenda Report

MEETING: Dec. 13, 2016

ITEM NO: 1.8



TO: Mayor Wells and Councilmembers

FROM: Police Chief Jeff Davis

SUBJECT: FY 2016 State Homeland Security Grant – Urban Area Security Initiative Funding

RECOMMENDATION: That the City Council takes the following action:

1. Authorizes the City Manager or designee to accept the FY 2016 State Homeland Security – Urban Area Security Initiative (UASI) Grant funds in the amount of \$326,098 and to execute any grant documents and agreements necessary for the receipt and use of these funds;
2. Appropriates the State Homeland Security – Urban Area Security Initiative (UASI) Grant funds in the amount of \$326,098; and
3. Authorizes the City Manager or designee to accept FY 2016 State Homeland Security – Urban Area Security Initiative (UASI) Grant funded equipment purchased on behalf of the City of El Cajon.

BACKGROUND:

Since September 11, 2001, there has been a heightened concern over the potential for an act of terrorism to occur again within the borders of the United States. The Federal Government, through the Department of Homeland Security, has provided communities throughout the Country with hundreds of millions of dollars for the fight against terrorism.

The FY 2016 State Homeland Security – Urban Area Security Initiative (UASI) grant funding will be utilized by the Fire and Police Departments for the following items:

1. A partial replacement of dispatch consoles, enabling the Police Communication Center to connect to the federally mandated P25 compliant next generation RCS radio system (\$310,000).
2. Reimbursement for selected UASI-sponsored training and exercises (\$16,098).

Additionally, the Police Department will be receiving night vision goggles, which will be purchased regionally and transferred to the City of El Cajon for the El Cajon Special Weapons and Tactics (SWAT) team.

FISCAL IMPACT:

This grant will provide \$326,098 to the Special Revenue Fund and will not impact the General Fund. No matching funds are required for this grant. These funds will be used by the Police and Fire Departments for the projects listed above or as indicated by modifications to the grant.

PREPARED BY:

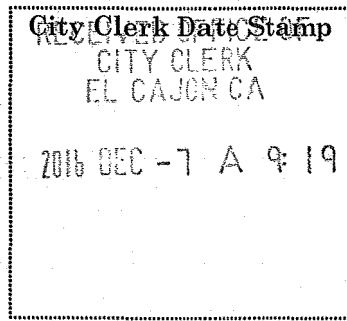


Jeff Davis
POLICE CHIEF

APPROVED BY:




Douglas Williford
CITY MANAGER



City of El Cajon Agenda Report

MEETING: Dec. 13, 2016

ITEM NO: 1.9



TO: Mayor Wells and Councilmembers

FROM: Anthony Shute, Deputy Director of Community Development

SUBJECT: Fiscal Year 2015/16 El Cajon Housing Authority Annual Report

RECOMMENDATION: That the El Cajon Housing Authority review and accept the Annual Report of the El Cajon Housing Authority (Housing Authority), substantially in the form as presented, for fiscal year ending June 30, 2016.


BACKGROUND: In 1971, the City Council of the City of El Cajon established the El Cajon Redevelopment Agency to oversee redevelopment activities in the City. Tax increment financing was the primary source of funding used to carry out redevelopment activities, and numerous projects (both housing and non-housing) were completed since that time. However, in 2011, the California Supreme Court upheld ABx1 26 effectively eliminating redevelopment agencies throughout the State. Prior to the effective date of the dissolution, and in order to preserve the ability to continue to be responsible for the housing and non-housing assets of the former Redevelopment Agency, the City Council designated the City of El Cajon as the Successor Agency for non-housing assets and commitments in progress, and also established and activated the El Cajon Housing Authority as the successor agency for all housing assets of the former Redevelopment Agency.

This Housing Successor Annual Report (Report) regarding the Low and Moderate Income Housing Asset Fund (LMIHAF) has been prepared pursuant to California Health and Safety Code (HSC) section 34176.1 (f) and is dated as of December 13, 2016. This Report sets forth certain details of the Housing Authority of the City of El Cajon (Housing Successor) activities during Fiscal Year 2015-16. The purpose of this Report is to provide the governing body of the Housing Successor an annual report on the housing assets and activities of the Housing Successor under Part 1.85, Division 24 of the California Health and Safety Code, in particular sections 34176 and 34176.1 (Dissolution Law).

The Report is based upon information prepared by Housing Successor staff and information contained within the independent financial audit of the Low and Moderate Income Housing Asset Fund for Fiscal Year 2015-16 which was conducted by Rogers, Anderson, Malody and Scott, LLP as required. This Report must be provided to the Housing Successor's governing body by December 31, 2016 (six months after the end of the Fiscal Year). In addition, this Report and the former redevelopment agency's pre-dissolution Implementation Plan are to be made available to the public on the City's website.


FISCAL IMPACT: No fiscal impact as the result of this action.

PREPARED BY:




Anthony Shute
DEPUTY DIRECTOR
OF COMMUNITY
DEVELOPMENT

REVIEWED BY:



Majed Al-Ghafry
ASSISTANT CITY
MANAGER

APPROVED BY:



Douglas Williford
CITY MANAGER

Attachment:

El Cajon Housing Authority Annual Report (HSC Section 34176.1(f) – FY 2015/16))

EL CAJON HOUSING AUTHORITY ANNUAL REPORT
REGARDING THE
LOW AND MODERATE INCOME HOUSING
ASSET FUND FOR FISCAL YEAR 2015/16
PURSUANT TO
CALIFORNIA HEALTH AND SAFETY CODE
SECTION 34176.1(f)

This El Cajon Housing Authority Annual Report (Report) regarding the Low and Moderate Income Housing Asset Fund (LMIHAF) has been prepared pursuant to California Health and Safety Code Section 34176.1(f) and is dated as of December 13, 2016. This Report details the activities of the El Cajon Housing Authority (Housing Authority) during Fiscal Year 2015/16. The purpose of this Report is to provide the governing body of the Housing Authority information on the housing assets and activities of the Housing Authority under Part 1.85, Division 24 of the California Health and Safety Code (HSC), in particular sections 34176 and 34176.1 (Dissolution Law).

The following is based upon information prepared by the Housing Authority staff and data from the independent financial audit of the Housing Authority Special Revenue Fund contained in the City of El Cajon Comprehensive Annual Financial Report (CAFR) for Fiscal Year 2015/16 as prepared by Rogers, Anderson, Malody & Scott, LLP. Furthermore, this Report conforms with and is organized into sections I. through XI., inclusive, pursuant to HSC Section 34176.1(f) of the Dissolution Law:

I. Amount Deposited into LMIHAF: This section provides the total amount of funds deposited into the LMIHAF during the Fiscal Year. Any amounts deposited for items listed on the Recognized Obligation Payment Schedule (ROPS) must be distinguished from the other amounts deposited.

II. Ending Balance of LMIHAF: This section provides a statement of the balance in the LMIHAF as of the close of the Fiscal Year. Any amounts deposited for items listed on the ROPS must be distinguished from the other amounts deposited.

III. Description of Expenditures from LMIHAF: This section provides a description of the expenditures made from the LMIHAF during the Fiscal Year. The expenditures are to be categorized.

IV. Statutory Value of Assets Owned by El Cajon Housing Authority: This section provides the statutory value of real property owned by the El Cajon Housing Authority, the value of loans and grants receivables, and the sum of these two amounts.

V. Description of Transfers: This section describes transfers, if any, to another Housing Authority agency made in previous Fiscal Year(s), including whether the funds are unencumbered and the status of projects, if any, for which the transferred LMIHAF will be used. The sole purpose of the transfers must be for the development of transit priority projects, permanent supportive housing, housing for agricultural employees or special needs housing.

VI. Project Descriptions: This section describes any project for which the Housing Authority receives or holds property tax revenue pursuant to the ROPS and the status of that project.

VII. Status of Compliance with Section 33334.16: This section provides a status update on compliance with Section 33334.16 for interests in real property acquired by the former redevelopment agency prior to February 1, 2012. For interests in real property acquired on or after February 1, 2012, a status update is provided on the project.

VIII. Description of Outstanding Obligations under Section 33413: This section describes the outstanding inclusionary and replacement housing obligations, if any, under Section 33413 that remained outstanding prior to dissolution of the former redevelopment agency as of February 1, 2012 along with the Housing Authority's progress in meeting those prior obligations, if any, of the former redevelopment agency and the Housing Authority's plans to meet unmet obligations, if any.

IX. Income Test: This section provides the information required by Section 34176.1(a)(3)(B), or a description of expenditures by income restriction for five year period, with the time period beginning January 1, 2014 and whether the statutory thresholds have been met. However, reporting of the Income Test is not required until 2019.

X. Senior Housing Test: This section provides the percentage of units of deed-restricted rental housing restricted to seniors and assisted individually or jointly by the Housing Authority, its former redevelopment Agency, and its host jurisdiction within the previous 10 years in relation to the aggregate number of units of deed-restricted rental housing assisted individually or jointly by the El Cajon Housing Authority, its former Redevelopment Agency and its host jurisdiction within the same time period. For this Report the ten-year period reviewed is July 1, 2006 to June 30, 2016.

XI. Excess Surplus Test: This section provides the amount of excess surplus in the LMIHAF, if any, and the length of time that the Housing Authority has had excess surplus, and the El Cajon Housing Authority's plan for eliminating the excess surplus.

This Report is to be provided to the Housing Authority's governing body by December 31, 2016. In addition, this Report and the former redevelopment agency's pre-dissolution Implementation Plan are to be made available to the public on the City's website <http://www.cityofelcajon.us/your-government/departments/community-development/successor-agency/projects>.

I. AMOUNT DEPOSITED INTO LMIHAF

The following is the total amount of funds deposited into the LMIHAF during Fiscal Year 2015/16:

Category	Amount
Interest Income	\$ 43,279
Loan Repayments	261,465
Other Revenue	735
Total Amounts Deposited	\$ 305,479

II. ENDING BALANCE OF LMIHAF

At the close of the Fiscal Year 2015/16, the ending balance in the LMIHAF was \$13,706,025, of which zero dollars were held for items listed on the ROPS.

III. DESCRIPTION OF EXPENDITURES FROM LMIHAF

The following is a description of LMIHAF expenditures by category for Fiscal Year 2015/16:

Category	Amount
Monitoring and Administrative	\$ 202,319
Homeless Prevention and Rapid Rehousing Services	0
Housing Development:	
Low Income Units	\$ 29,921
Very-Low Income Units	0
Extremely-Low Income Units	0
Total Housing Development	\$ 29,921
Total LMIHAF Expenditures Fiscal Year 2015/16	\$ 232,240

Senate Bill 341 allows for 2% of the \$14,286,067 total Housing Authority assets, or \$285,721, to be used on monitoring and administrative expenditures. The Community Development Department Housing Division continues to monitor and manage these LMIHAF assets. Program income from loan repayments totaling \$282,358 has been committed to fund new projects in the coming fiscal year.

IV. STATUTORY VALUE OF ASSETS OWNED BY EL CAJON HOUSING AUTHORITY IN LMIHAF

Under the Dissolution Law and for purposes of this Report, the “statutory value of real property” means the value of properties formerly held by the former redevelopment agency as listed on the housing asset transfer schedule approved by the Department of Finance as listed in such schedule under Section 34176(a)(2), the value of the properties transferred to the Housing Authority pursuant to Section 34181(f), and the purchase price of property purchased by the El Cajon Housing Authority. Further, the value of loans and grants receivable is included in these reported assets held in the LMIHAF.

At June 30, 2016, the statutory value of assets owned by the Housing Authority:

As of Fiscal Year End	
Loan Receivables	\$ 10,901,832
Real Property owned by the Housing Authority	6,265,751
Total Statutory Value of Housing Authority Assets	\$ 17,167,583

V. DESCRIPTION OF TRANSFERS

The El Cajon Housing Authority did not make any LMIHAF transfers to other Housing Authority(s) under Section 34176.1(c)(2) during the fiscal year.

VI. PROJECT DESCRIPTIONS

The El Cajon Housing Authority does not receive or hold property tax revenue pursuant to the ROPS.

VII. STATUS OF COMPLIANCE WITH SECTION 33334.16

With respect to interests in real property acquired by the former redevelopment agency prior to February 1, 2012, the time periods described in Section 33334.16 shall be deemed to have commenced on the date that the Department of Finance approved the property as a housing asset in the LMIHAF. Thus, for any real property acquired by the former redevelopment agency now held by the El Cajon Housing Authority in the LMIHAF, the El Cajon Housing Authority must initiate activities consistent with the development of the real property for the purpose for which it was acquired within five years of the date the DOF approved such property as a housing asset. For the El Cajon Housing Authority, the date of DOF's approval was August 23, 2012.

Section 34176.1 provides that Section 33334.16 does not apply to interests in real property acquired by the El Cajon Housing Authority on or after February 1, 2012; however, this Report presents a status update on the projects related to such real property.

Address of Property	Date of DOF Approval or Acquisition	Deadline to Initiate Development Activity	Status of El Cajon Housing Authority Activity
131 and 151 Chambers (Solterra Sr. Residences)	8/23/2012	--	Completed. Construction of this 49-unit affordable housing development for seniors was completed in 2013 and is now in service. Subject to a Ground Lease and Regulatory Agreement.
146 Ballantyne	8/23/2012	--	Disposed. This property was sold to El Cajon Senior Towers in 2013 for parking and open space for the tenants. The proceeds were deposited into the LMIHAF.
Lot adjacent to 146 Ballantyne	8/23/2012	8/22/2017	This is a remainder parcel (vacant) following a lot line adjustment and sale of the larger parcel to El Cajon Senior Towers (above). The City is exploring options for development and/or disposition of this site.
250 E. Lexington (Lexington Senior Apartments)	8/23/2012	--	Completed. This 100-unit affordable housing development for seniors was completed in 1997 and is now in service. Subject to a Ground Lease and Regulatory Agreement.
812 / 814 Grossmont Avenue	5/10/2013	5/9/2018	Development initiated. Developer acquired a substandard single-family property for substantial rehabilitation (812 Grossmont). The project included the construction of two new single-family dwellings. Construction was completed December 2015. The property will be transferred to the El Cajon Housing Authority. Both properties will then be rented to low-income households. If sold on the open market, affordability covenants become the responsibility of the new Buyer with ECHA oversight.
Prescott Promenade – Parking Lot (adj to Lexington Sr. Apts)	6/27/2014	--	Completed. This property was developed as a shared-use parking lot which serves the adjacent Lexington Avenue Senior Apartments and neighboring public/community facilities.

VIII. DESCRIPTION OF OUTSTANDING OBLIGATIONS PURSUANT TO SECTION 33413

Replacement Housing (Section 33413(a)): As set forth in the 2009-14 El Cajon Redevelopment Agency Five Year Implementation Plan and Ten Year Housing Compliance Plan for the former redevelopment agency, adopted at a public hearing on June 23, 2009, the agency's replacement obligations totaled 15 units (30 bedrooms) for moderate income households. The outstanding replacement housing obligation was met with the completion of construction of the 49-unit Solterra Senior Residences development for very low income seniors in 2013. The former redevelopment agency's Implementation Plan is posted on the City's website at <http://www.cityofelcajon.us/your-government/departments/community-development/successor-agency/projects>.

Inclusionary/Production Housing. The chart below provides the affordable housing production requirements, credits and obligations of the former redevelopment agency through January 31, 2012, and progress in meeting unmet obligations, if any.

Timeframe	Units Developed in Project Area		Inclusionary Housing Requirements			Credit for Units Produced			Surplus / (Needed)		
	Privately Developed	Agency Developed	Very Low Units	Low/Moderate Units	Total Units	Very Low Units	Low/Moderate Units	Total Units	Very Low Units	Low/Moderate Units	Total Units
Inception - 2003/04	767	100	62	84	146	79	12	91	17	(72)	(55)
2004/05 - 2008/09	62	7	7	7	14	-	24	24	(7)	17	10
2009/10 - 1/31/2012	24	-	3	2	5	1	18	19	(2)	1	(1)
Total obligations as of 1/31/2012:									8	(54)	(46)
2/1/2012 - Present	N/A	N/A	N/A	N/A	N/A	61	3	64	61	3	64
Total	853	107	72	93	165	141	57	198	69	(51)	18

The outstanding housing production obligations were met with the completion of the following projects on or after February 1, 2012:

- Two (2) First-time Homebuyer loans for low income households in 2012 (Birchwood Lane);
- Development of the 49-unit Solterra Senior Residences in 2013 (48 units restricted for very low income and 1 unit restricted for moderate income); and
- Recording of covenants to impose a requirement that 15% of the units (13 units) in the El Cajon Senior Towers be restricted to very low income households through the sale of adjacent property at 146 Ballantyne in 2013.

IX. EXTREMELY-LOW INCOME TEST

Section 34176.1(a)(3)(B) requires that the El Cajon Housing Authority must require at least 30% of the LMIHAF to be expended for development of rental housing affordable to and occupied by households earning 30% or less of the AMI. If the El Cajon Housing Authority fails to comply with the Extremely-Low Income requirement in any five-year report, then the El Cajon Housing Authority must ensure that at least 50% of the funds remaining in the LMIHAF be expended in each fiscal year following the latest fiscal year following the report on households earning 30% or less of the AMI until the El Cajon Housing Authority demonstrates compliance with the Extremely-Low Income requirement. This information is not required to be reported until 2019 for the 2014 – 2019 period.

X. SENIOR HOUSING TEST

The El Cajon Housing Authority is to calculate the percentage of units of deed-restricted rental housing restricted to seniors and assisted by the El Cajon Housing Authority, the former redevelopment agency and/or the City within the previous 10 years in relation to the aggregate number of units of deed-restricted rental housing assisted by the El Cajon Housing Authority, the former redevelopment agency and/or City within the same time period. If this percentage exceeds 50%, then the El Cajon Housing Authority cannot expend future funds in the LMIHAF to assist additional senior housing units until the El Cajon Housing Authority or City assists and construction has commenced on a number of restricted rental units that is equal to 50% of the total amount of deed-restricted rental units.

The following provides the El Cajon Housing Authority's Senior Housing Test for the 10 year period of 2006/07 to 2015/16:

Unit Category	2006/07 to 2015/16
# of Assisted Senior Rental Units	61
# of Total Assisted Rental Units	62
Senior Housing Test Percentage	98%


XI. EXCESS SURPLUS TEST

Excess Surplus is defined in Section 34176.1(d) as an unencumbered amount in the account that exceeds the greater of one million dollars (\$1,000,000) or the aggregate amount deposited into the account during the El Cajon Housing Authority's preceding four fiscal years, whichever is greater.

The following provides the Excess Surplus test for the preceding four fiscal years:

Activity	2012/13	2013/14	2014/15	2015/16
Ending fund balance	\$13,364,205	\$13,350,986	\$13,882,850	\$13,706,025
Less unavailable amounts: Loans Receivables	(\$12,328,367)	(\$12,352,482)	(\$11,109,385)	(\$10,901,832)
Unencumbered LMIHAF	\$1,035,838	\$998,504	\$2,773,465	\$2,804,193
Total deposits for last four years	\$8,655,904	\$6,189,926	\$4,887,519	\$3,614,620
Greater of \$1,000,000 or total deposits	\$8,655,904	\$6,189,926	\$4,887,519	\$3,614,620
Computed excess surplus	\$0	\$0	\$0	\$0

The LMIHAF does not have an Excess Surplus. For the past four fiscal years, the unencumbered amount in the LMIHAF has not exceeded the aggregate amount deposited in the fund.



City of El Cajon Agenda Report

MEETING: Dec. 13, 2016

ITEM NO: 3.1



TO: Mayor Wells and Councilmembers

FROM: Morgan L. Foley, City Attorney

SUBJECT: Extension of Urgency Ordinance Temporarily Prohibiting the Outdoor Cultivation of Marijuana Plants Grown for Personal Use

RECOMMENDATION: That the El Cajon City Council

- Opens the Public Hearing and receives testimony;
- Closes the Public Hearing; and
- By not less than a four-fifths affirmative vote, adopts an ordinance extending the previously adopted urgency ordinance to temporarily prohibit the outdoor cultivation of marijuana plants grown by persons in the city of El Cajon for personal use, while staff continues to assess the impacts of the proposition, and to recommend any changes to El Cajon Municipal Code Title 17 allowed or required by Proposition 64.

BACKGROUND: Ordinance No. 5054 was adopted by the City Council on November 15, 2016, as an interim urgency ordinance in order to temporarily prevent and prohibit the outdoor cultivation of marijuana by individuals for personal use, in all zones within the city, until such reasonable time as a detailed study by the City of El Cajon (the "City") can be completed.

Ordinance No. 5054, by its terms, is only effective until December 30, 2016, or such reasonable time as the study may be completed, and any necessary public hearing process is conducted and amendments to the Title 17 of the El Cajon Municipal Code (the "Zoning Code") may be adopted, unless extended by ordinance of the City Council following a public hearing, whichever shall first occur.

The City has not completed its study in time to allow for the City's Planning Commission and the City Council to conduct their necessary public hearings, and to adopt any ordinance to amend the Zoning Code, and (because the City Council's next regular meeting is not until January 10, 2017) the moratorium established by Ordinance No. 5054 will expire unless extended for a period of time up to an additional ten (10) months and fifteen (15) days.


The purpose of the ordinance presented at this meeting is to extend the effectiveness of Ordinance No. 5054 by continuing to maintain the existing prohibition against

marijuana-related activities and uses, in all zones within the City, and to prohibit the outdoor cultivation of marijuana by individuals for personal use, in all zones within the City, until such reasonable time as a detailed study may be made.

While Government Code section 65858 requires a properly noticed public hearing prior to extending Ordinance No. 5054, it does not require an introduction and second reading, and will be effective immediately upon adoption.

FISCAL IMPACT: The adoption of the extension of the urgency ordinance has no fiscal impact to the City.

PREPARED BY:



Morgan L. Foley
CITY ATTORNEY

ORDINANCE NO. ____

AN ORDINANCE TO EXTEND INTERIM URGENCY ORDINANCE NO. 5054 OF THE CITY OF EL CAJON, ADOPTED PURSUANT TO GOVERNMENT CODE SECTION 65858, TEMPORARILY PROHIBITING THE ESTABLISHMENT OF OUTDOOR CULTIVATION OF MARIJUANA FOR PRIVATE USE, IN ALL ZONES

WHEREAS, the City of El Cajon ("City") has adopted an ordinance regulating land within the City as codified in Title 17 of the El Cajon Municipal Code (the "Municipal Code"); and

WHEREAS, the City Council for the City has previously adopted Ordinance No. 5038, modifying sections 17.105.020, 17.140.210, 17.145.150, 17.150.170 and Chapter 17.155 of Title 17 of the Municipal Code (the "Zoning Code") prohibiting the establishment of marijuana dispensaries, cooperatives and collectives, the storage and manufacturing of marijuana products, and the cultivation of marijuana, in all zones within El Cajon; and

WHEREAS, on June 28, 2016, the California Secretary of State certified an initiative measure for the November 8, 2016, statewide general election titled the "Control, Regulate and Tax Adult Use of Marijuana Act," which initiative has received the designation as Proposition 64 ("Proposition 64"); and

WHEREAS, the preliminary results of the statewide election conducted on November 8, 2016, support the likelihood that Proposition 64 was approved by the voters of the State of California (the "State"), thereby legalizing marijuana for persons 21 years of age and older, and allowing the State to regulate the cultivation, testing, and sale of non-medical marijuana, including marijuana products, as well as establish statewide taxes for the commercial growth and retail sale of marijuana; and

WHEREAS, the City is undertaking a study to assist with the City's determination whether to continue to prohibit marijuana-related businesses, such as retail marijuana stores, shops, dispensaries, cooperatives or collectives, and to prohibit the commercial cultivation of marijuana, in all zones, even if such activities are in conformance with Proposition 64; and

WHEREAS, the City is also undertaking a study to assist with the City's determination whether persons should be allowed to plant, cultivate, harvest, dry or process marijuana outdoors upon the grounds of a private residence; and

WHEREAS, Ordinance No. 5054 was adopted by the El Cajon City Council on November 15, 2016, as an interim urgency ordinance in order to temporarily prevent and prohibit the outdoor cultivation of marijuana by individuals for personal use, in all zones within the City, until such reasonable time as such detailed study by the City can be completed; and

WHEREAS, Ordinance No. 5054, by its terms, is only effective until December 30, 2016, or such reasonable time as the study may be completed and any necessary public hearing process is conducted and amendments to the Zoning Code may be adopted, unless extended by ordinance of the City Council following a public hearing, whichever shall first occur; and

WHEREAS, the City has not completed its study in time to allow for the City's Planning Commission and City Council to conduct their necessary public hearings, and to adopt any ordinance to amend the Zoning Code, and the moratorium established by Ordinance No. 5054 would expire unless extended for a period of time up to an additional ten (10) months and fifteen (15) days; and

WHEREAS, the notice and public hearing required by section 65858(a) of the California Government Code for the extension of Ordinance No. 5054 has been provided in accordance with applicable law.

NOW THEREFORE, THE CITY COUNCIL OF THE CITY OF EL CAJON DOES ORDAIN AS FOLLOWS:

SECTION 1: The City of El Cajon has an overriding interest in planning and regulating development of all uses of property within the City. Implicit in any plan or regulation is the City's interest in maintaining and improving the quality of life and the protection of the City's neighborhoods. Without stable, well-planned neighborhoods, areas of the City can quickly deteriorate, with detrimental consequences to social, environmental, and economic values. It is the intent of the City Council to assure that all neighborhoods remain well-planned and that residents maintain a high quality of life. This intent may be effectuated by a comprehensive study resulting in amendments to the Zoning Code.

SECTION 2: The purpose of this ordinance is to extend the effectiveness of Ordinance No. 5054 by continuing to maintain the existing prohibition against marijuana-related activities and uses, in all zones within the City, and to prohibit the outdoor cultivation of marijuana by individuals for personal use in all zones within the City, until such reasonable time as a detailed study may be made. Ordinance No. 5054 was adopted on November 15, 2016, as an urgency measure pursuant to Government Code section 65858, for the immediate preservation of the public peace, health and welfare. The circumstances requiring the urgency measure continue to exist. The facts constituting the urgency are these: Allowing outdoor cultivation of marijuana by individuals, for personal use, without regulation or prohibition, is likely to create a burden on public safety resources, including both law enforcement and emergency response services, thereby reducing the quality of life within the City's neighborhoods. Such burdens include, but are not limited to, theft of marijuana plants, or parts thereof, if left unsecured; illegal consumption of marijuana and marijuana products by persons under 21 years of age, if left unsecured; and illegal sales of marijuana and marijuana products, if left unsecured. In view of the facts set forth in the aforementioned Recitals of this Ordinance, it is necessary to immediately study, hold hearings, and consider whether to amend the City's Zoning Code and adopt regulations for the outdoor

cultivation of marijuana by individuals, for personal use, as may be recommended to the City Council by the City's Planning staff and the El Cajon Planning Commission. A comprehensive set of regulations cannot be enacted without due deliberation, and it will take an undetermined length of time to work out the details of the comprehensive regulations. It would be destructive of the proposed regulations if, during the period they are being studied and are the subject of public hearings, parties seeking to evade the operation of these regulations in the form they may be adopted should be permitted to operate in a manner which might progress so far as to defeat in whole or in part the ultimate objective of those regulations.

SECTION 3: Ordinance No. 5054 is hereby extended from December 30, 2016 to November 14, 2017, a period not to exceed ten (10) months and fifteen (15) days, unless prior to that date the above-mentioned amendment to the Zoning Code becomes operative, thereby rendering Ordinance No. 5054 and this ordinance repealed, void, and of no further force and effect by operation of law.

SECTION 4: The City Council of the City of El Cajon hereby declares that should any section, paragraph, sentence, phrase, term or word of this ordinance, hereby adopted, be declared for any reason to be invalid, it is the intent of the City Council that it would have adopted all other portions of this ordinance irrespective of any such portion declared invalid.

SECTION 5: This ordinance shall take effect immediately upon passage by a 4/5ths vote of the City Council, and in accordance with Government Code section 65858, will be of no further force or effect on the date that the above-mentioned Zoning Code amendment becomes operative, or after November 14, 2017, whichever is sooner, except as may be extended as provided by said sections.

12/13/16 (Item No. 3.1)

Urgency Ordinance – Marijuana Dispensary Moratorium (First Extension) 112316


RECEIVED OFFICE OF
CITY CLERK
EL CAJON, CA

2016 DEC -1 A 9:41

City of El Cajon Agenda Report

MEETING: Dec. 13, 2016

ITEM NO: 4.1



TO: Mayor Wells and Councilmembers

FROM: Belinda Hawley, City Clerk

SUBJECT: TERM EXPIRATIONS ON CITY COMMISSIONS - SCHEDULE FOR APPLICATIONS AND INTERVIEWS

RECOMMENDATION: That the City Council approves the timeline for accepting applications and scheduling of interviews for candidates to serve on City Commissions/Committees, or reappoint, if appropriate.

Application Period: December 14, 2016 – January 12, 2017 at 5:30 p.m.

Interview and Appoint Applicants: January 24, 2017 at 7:00 p.m.

BACKGROUND: The following Commissions/Committees have terms expiring as indicated below:

Personnel Commission

Vacancy: One Commissioner: (1) Term expiration – Mary Thigpen

Duration: One (1) Four-Year Term to expire January 31, 2021

Requirements: Applicants for this seat must be a resident of the City and continue to reside in the City during the term of office. Personnel Commissioners are required to file a Form 700 according to provisions of the Political Reform Act, the Fair Political Practices Commission, and the City's Conflict of Interest Code. Members of the Personnel Commission are compensated for meetings attended.

- One member to be appointed by Council directly

Planning Commission

Vacancies: One Commissioner: (1) Term expiration – Darrin Mroz

Duration: One (1), Four-Year Term to expire January 31, 2021

Requirements: Applicants must be a resident of the City at the time of application and continue to reside in the City during the term of office. Planning Commissioners are required to file a Form 700 according to provisions of the Political Reform Act, the Fair Political Practices Commission, and the City's Conflict of Interest Code. Members of the Planning Commission are compensated for meetings attended.

Public Safety Facility Financing Oversight Committee

Vacancies: Three members: (3) Term Expirations – David De Baca, John Forrest and Katherine Spacone

Duration: Three (3), Four-Year Terms to expire January 31, 2021

Requirements: The committee is comprised of seven members in certain occupations and/or categories. Members are required to file a Form 700 according to provisions of the Political Reform Act, the Fair Political Practices Commission, and the City's Conflict of Interest Code. Members of the Public Safety Facility Financing Oversight Committee serve on a voluntary basis, and are not compensated.

- One (1) vacancy must be filled with a resident of the City and must be from one or more of the following occupations or categories:
 - A business owner from the El Cajon business community;
 - A member of a bona fide tax payers' association or organization;
 - A public safety employee (i.e., either police or fire personnel) either retired from service or not employed by the City; and
 - A resident elector of the City.
- Two (2) vacancies may be filled with non-residents or residents of the City and must be from one or more of the following occupations:
 - A California licensed architect with experience designing and building commercial, industrial and governmental buildings;
 - A California licensed general contractor with experience constructing commercial, industrial and governmental buildings;
 - A California licensed civil engineer with experience in the designing and building of commercial, industrial and governmental buildings;
 - A building/property manager with experience in the management of commercial property;
 - A construction estimator with experience in estimating the construction of large-scale projects; and
 - A California certified public accountant with experience in professional accounting.

Veterans' Commission

Vacancies: Two Commissioners: (2) Term Expirations – Leo Dano and A. Donn Dunlap

Duration: Two (2), Four-Year Terms will expire January 31, 2021

Requirements:

- One vacancy must be filled with 1) a resident of the City of El Cajon and 2) an active service member or reservist with the armed forces at any time within the past ten (10) years prior to appointment.

Veterans's Commission (Continued)

- One vacancy must be filled with 1) An applicant honorably discharged from the U.S. Armed Forces and 2) A member of a 501(c)19 veterans' organization based in El Cajon, as specified in Municipal Code Section 2.24.420(C).
- Proof of honorable discharge must be included with the application (unless in active service), for example, a certificate of honorable discharge, or DD 214.


Commissioners are required to file a Form 700 according to provisions of the Political Reform Act, the Fair Political Practices Commission, and the City's Conflict of Interest Code. Members of the Veterans' Commission serve on a voluntary basis, and are not compensated.

Applications:


Applications will be available beginning December 14, 2016 in the City Clerk's Office, and on the City's website, City Commissions page, at www.ci.el-cajon.ca.us/your-government/commissions.

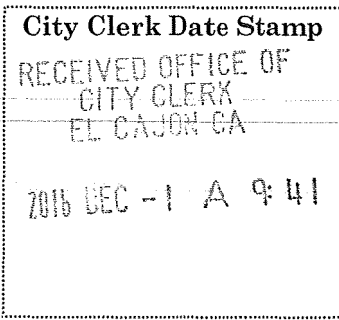
FISCAL IMPACT: There is no fiscal impact as a result of this action.

PREPARED BY:


Belinda Hawley, CMC
CITY CLERK

APPROVED BY:


Douglas Williford
CITY MANAGER



City of El Cajon Agenda Report

MEETING: Dec. 13, 2016

ITEM NO: 4.2



TO: Mayor Wells and Councilmembers

FROM: Belinda Hawley, City Clerk

SUBJECT: Selection of Mayor Pro Tem

RECOMMENDATION: That the City Council selects a Mayor Pro Tem according to the El Cajon Municipal Code.

BACKGROUND:


According to the provisions of Section 2.08.010 of the El Cajon Municipal Code, the City Council shall meet on the second Tuesday in December and choose one of its number as *mayor pro tempore*. The *mayor pro tempore* shall serve at the will of the majority of the City Council, or until the expiration of the normal term in December 2017.

The title "*deputy mayor*" shall be interchangeable for all purposes with the title "*mayor pro tempore*."

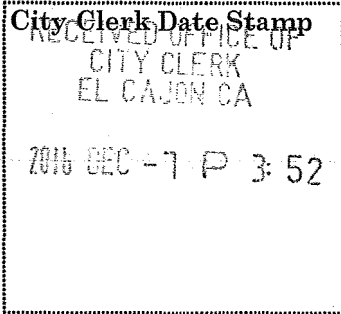
FISCAL IMPACT: There is no fiscal impact as a result of this action.

PREPARED BY:

APPROVED BY:


Belinda Hawley, CMC
CITY CLERK



Douglas Williford
CITY MANAGER



City of El Cajon Agenda Report

MEETING: Dec 13, 2016

ITEM NO: 4.3



TO: Mayor Wells and Councilmembers

FROM: Dennis Davies, Deputy Director of Public Works

SUBJECT: Acceptance of the Guaranteed Maximum Price Proposal, and Award of a Design-Build Contract to CW Driver, Inc., for the Design and Construction of the El Cajon Animal Shelter, PS0020

RECOMMENDATION: That the City Council:

1. Adopts the next RESOLUTION in order accepting the Guaranteed Maximum Price (GMP) proposal from CW Driver, Inc. (Contractor) in the amount of \$9,333,807, including design, construction services, and site furnishings to construct the El Cajon Animal Shelter; and
2. Authorizes the City Manager to negotiate a design-build contract with the Contractor to construct the Animal Shelter.

BACKGROUND: On December 8, 2015, the City Council approved the selection of the Contractor as the Construction Consultant for the Animal Shelter and authorized the City Manager to negotiate a contract for pre-construction services as allowed using the City's Alternative Procurement Process for design and construction of Capital Improvement Program (CIP) projects.

Unlike the traditional design, bid, build procurement process used in California for decades to build capital projects, the Alternative Procurement Process provides for the City, the Design Architect, and a pre-qualified Contractor to collaboratively design and build the project. The City's Construction Consultant collaborated with City staff and the City's architectural design team, Ferguson Pape Baldwin Architects, for the development of a preliminary design including recommendations for the purpose of optimizing design and reducing construction costs. That process resulted in the completion of design development plans and specifications sufficient for the Contractor to deliver a GMP proposal that satisfies the City's goals and animal care needs. The Alternative Procurement Process has many advantages, including selection of a contractor based on qualifications rather than on price alone, consolidating the design and construction under one entity, control over maximum price and the reduction of risk to the owner. Overall, the Alternative Procurement Process is a superior method to deliver complex capital projects and has been used as the process of choice by hospitals and educational institutions for the last 15 years.

The design team has performed admirably in designing a building that is both durable and attractive and will meet the needs of the City for years to come. The new building will include many sustainable and operational features that include finishes and materials that are common in many of today's state-of-the-art animal shelters. In addition to the basics of being well-built, efficient, and easy to maintain, the goal was to create an inviting animal resource center that will be a benchmark for the care of animals and provide a facility of which the people of El Cajon can be proud.

To elaborate more on the process, extensive programming efforts were conducted between the Design Architect, the Construction Consultant, and City staff to determine the animal sheltering needs of the City, with the following goals in mind:

Goal 1 - Increase adoption rates, reduce euthanasia of animals, and make the adoption experience as convenient and welcoming as possible by providing a comfortable, low stress, easily accessible facility. Some of the features will include:

- High quality interior and exterior design building finishes to entice visitors to come in and enjoy the facility and surroundings.
- A retail approach to the design that displays the animals in tasteful and friendly ways.
- Light and airy/open facility that allows guests to see most animals and better navigate the public zones of the facility.
- Appropriate mechanical systems designed to provide comfortable temperatures, remove undesirable odors, and reduce disease transfer between animals.
- Easy access, circulation, and way-finding signage within the facility will help to reduce confusion and frustration for potential owners and visitors.
- Separate, well-defined public entrances for adoptions, and lost and found and animal relinquishment. Each includes a generous lobby, seating areas and reception desks. It should be noted that the reception desks for the two purposes are directly adjacent to each other, but are separated by a wall to allow staff to work together or independently.
- Finishes and mechanical systems will help to reduce odors, improve the drying of surfaces, facilitate improved cleaning, and reduce disease transfer.

Goal 2 - Provide a multi-use meeting room that offers education and training programs for employees, volunteers and pet owners. These programs will contribute to the healthcare and well-being of animals and ultimately reduce the number of unwanted animals.

Goal 3 - Reduce and minimize operational and maintenance costs. The design utilizes:

- Durable building materials and finishes, reliable building systems, energy and water- efficient equipment, and drought-tolerant landscaping.
- Resinous flooring with monolithic integral coved base at the floor/wall intersection that are easy to clean and eliminate square corners where grime and bacteria can accumulate.
- Acoustic ceiling tiles and wall panels (cleanable and moisture resistant in animal areas) for sound absorption, and acoustic wall assemblies from floor to bottom of roof deck around dog areas to contain noise.

Goal 4 - Incorporate sustainable design principles and innovation by integrating the latest trends, advancements, and best practices in animal care and sheltering that includes water-efficient fixtures, energy-efficient lighting and climate control. While not pursuing LEED Certification, the new El Cajon Animal Care Facility has taken an integrated approach to maximize synergies while creating a balanced solution with respect to cost and durability. This includes:

- Water efficient, native, drought-resistant plants using colorful species geared toward a beautiful and sustainable landscape adaptable to the El Cajon climate.
- Energy-efficiency building orientation. Indirect daylight to the north is maximized with indirect and controlled daylight to the south with minimal exposure to the east and west facades that pose a challenge to overheating.
- Building envelope performance is enhanced by using walls and roofs that are optimally insulated to minimize thermal loss.
- High Performance glazing reduces solar heat gain and allows daylight to penetrate deep into the building, offsetting the need for artificial lighting.
- Natural ventilation is optimized by locating the majority of kennels in naturally-ventilated covered areas, capitalizing on the excellent weather conditions in El Cajon.
- Energy-efficient fixtures, astronomic clocks, and motion sensors that deliver high-performance.

The Design Architect proposes to utilize local building materials that are readily available such as structural steel, masonry block, metal panels, wood siding, and cast-in-place concrete that contain recycled materials and are regionally manufactured. This is planned in an effort to support local businesses, minimize energy required for transportation, and encourage regenerative design.

Earlier this year, the City Council was presented with the conceptual design scheme of the new animal shelter, and on November 1, 2016, the Planning Commission approved the Conditional Use Permit and the environmental documents for the project. This approval by the Planning Commission included project elevations and site design elements such as landscaping, architectural details and colors.

The next step in the process is for the City Council to consider the GMP submitted by the Contractor to complete the design and build the project in accordance with the preliminary plans and specifications as presented to the City Council and included in the GMP.

The GMP has been submitted by the Contractor, and has been reviewed by City staff. All costs were evaluated including mark-up percentages for overhead and profit. The GMP includes a base construction cost of \$7,130,510 and an additional \$2,203,297 for contractor overhead and profit, contingencies, completed architectural and structural design, furniture, fixtures and equipment. As an incentive to the Contractor, if any savings in costs are realized less than the GMP, both the Contractor and the City will share the savings using a formula that would grant a 35% share of the savings to the Contractor.

Staff is recommending that the City Council accept the GMP proposal and authorize the City Manager or his designee to negotiate a design-build contract with the Contractor.

CEQA: The Planning Commission approved a Mitigated Negative Declaration and Mitigation and Monitoring Reporting Program.

FISCAL IMPACT: The GMP submitted by the Contractor is for a maximum of \$9,333,807. The actual amount may be less, if cost contingencies and allowances are not expended. No general funds will be used for this project. Sufficient funding in Proposition "O" Funds was budgeted for Fiscal Year 2016-2017 to build the project in activity 502900-9060/PS0020.

PREPARED BY:

REVIEWED BY:

APPROVED BY:



**Dennis C. Davies
DEPUTY DIRECTOR
OF PUBLIC WORKS**



**Majed Al-Ghafry
ASSISTANT
CITY MANAGER**



**Douglas Williford
CITY MANAGER**

Attachment: GMP Proposal

RESOLUTION NO. -16

A RESOLUTION OF THE CITY COUNCIL OF
THE CITY OF EL CAJON ACCEPTING THE
GUARANTEED MAXIMUM PRICE PROPOSAL AND
AUTHORIZING THE CITY MANAGER TO NEGOTIATE
A DESIGN-BUILD CONSTRUCTION CONTRACT
WITH C.W. DRIVER, INCORPORATED,
FOR CONSTRUCTION OF THE
EL CAJON ANIMAL SHELTER
(PS 00200/PW3121-2)
(RFP 014-16)

WHEREAS, on August 6, 2015, a Request for Proposal ("RFP") was issued for Alternative Project Procurement Services and a Guaranteed Maximum Price ("GMP") proposal for pre-construction services for design and construction ("design-build") of the El Cajon Animal Shelter – PS 00200/PW3121-2 Project (the "Project"); and

WHEREAS, C.W. Driver, Incorporated ("Driver") was selected from four (4) finalists as the respondent which can provide the best value; met the evaluation criteria specified in the RFP, including licensing, experience and technical competence, schedule, rates, insurance, and financial resources; can provide all the requirements for both the pre-construction and design-build construction contracts; and with whom the City of El Cajon (the "City") could negotiate an agreement; and

WHEREAS, on December 8, 2015, the City Council approved the award of a contract for pre-construction services to Driver in accordance the City's alternative procurement procedures for design and construction of Capital Improvement Projects; and

WHEREAS, on May 10, 2016, Driver entered into a contract with the City to perform pre-construction services, culminating with the delivery of a GMP proposal to complete the design and build the project; and

WHEREAS, Driver, as a construction consultant, collaborated with City staff and the City's architect, Ferguson Pape Baldwin Architects ("FPBA"), to evaluate the building design and provide recommendations to control construction costs resulting in delivery of a GMP proposal for building design and construction of the Project; and

WHEREAS, the GMP includes a base cost for the design and construction of the Project of \$7,130,510, and \$2,203,297 for contingencies, overhead, profit, furniture fixtures and equipment, for a total GMP of \$9,333,807; and

WHEREAS, the City and Driver are working out language to include in the design-build contract consistent with the GMP proposal; and

WHEREAS, staff recommends that the City Council accepts the GMP proposal and authorizes the City Manager to negotiate a design-build contract with Driver; and

WHEREAS, on November 1, 2016, the City Planning Commission certified a Mitigated Negative Declaration and Mitigation and Monitoring Reporting Program to mitigate the projects impacts below the level of significance; and

WHEREAS, the GMP submitted by Driver is for a maximum of \$9,333,807, and the actual costs could be less if cost contingencies are not expended; and sufficient funding was budgeted for Fiscal Year 2016-2017 to build the Project.

NOW, THEREFORE, BE IT RESOLVED BY THE CITY COUNCIL OF THE CITY OF EL CAJON AS FOLLOWS:

1. The above recitals are true and correct, and are the findings of the City Council.
2. The City Council hereby accepts the Guaranteed Maximum Price Proposal and authorizes the City Manager to negotiate a design-build contract between the City of El Cajon and C.W. Driver.
3. The City Manager and City Clerk are hereby authorized and directed to execute said Agreement on behalf of the City of El Cajon.

12/13/16 (Item No. 4.3)

Accept GMP for Animal Shelter 120816

Addenda							11/29/16	
* No.	Code	Spec No	Alt No	Seq	Description	Notes	100%	GMP
* #	000000	No Spec	#	1	Project Data			0
#	010000	010000	#	2	General Requirements			67,630
#	010530	010530	#	3	Survey & Layout			18,375
#	015310	015310	#	4	Temporary Fencing			10,100
#	015400	015400	#	5	Not Used			0
#	015723	015723	#	6	SWPPP Design	in A&E		0
#	017100	017100	#	7	Final Cleaning			13,527
#	019100	019100	#	8	Testing & Inspection Services			53,212
#	019500	019500	#	9	Mockups			15,000
#	022600	022600	#	10	Hazardous Material Assessment	NIC		0
#	024100	024100	#	11	Demolition	in earthwork		0
#	025000	025000	#	12	Site Remediation	NIC		0
#	032000	032000	#	13	Concrete Reinforcing			56,219
#	033000	033000	#	14	Cast-In-Place Concrete			241,495
#	042000	042000	#	15	Unit Masonry			317,529
#	051000	051000	#	16	Structural Steel Framing			204,500
#	053000	053000	#	17	Metal Decking	in steel		0
#	055000	055000	#	18	Metal Fabrications	in steel		0
#	061000	061000	#	19	Rough Carpentry			473,280
#	062000	062000	#	20	Finish Carpentry & Millwork			123,467
#	071000	071000	#	21	Waterproofing	in trades		0
#	071800	071800	#	22	Traffic/Deck Coatings	NA		0
#	072100	072100	#	23	Thermal Insulation	CWV		34,630
#	075000	075000	#	24	Membrane Roofing			83,244
#	076000	076000	#	25	Flashing & Sheet Metal			314,950
#	076100	076100	#	26	Sheet Metal Roofing	in sheet metal		0
#	078100	078100	#	27	Applied Fireproofing	not required		0
#	079000	079000	#	28	Joint Sealants & Caulking			3,797
#	081100	081100	#	29	Doors, Frames and Hardware			144,350
#	083300	083300	#	30	Coiling Doors & Grilles			12,830
#	084100	084100	#	31	Entrances & Storefronts			217,712
#	084229	084229	#	32	Automatic Entrances	NA		0
#	092300	092300	#	33	Metal Stud Framing and Gypsum Board			194,277
#	092400	092400	#	34	Cement/Stucco Plastering	NA		0
#	093000	093000	#	35	Tiling			154,180
#	095100	095100	#	36	Acoustical Ceilings			99,259
#	096000	096000	#	37	Flooring			38,583
#	096700	096700	#	38	Fluid-Applied Flooring			74,627
#	097726	097726	#	39	FRP Paneling			6,849
#	099000	099000	#	40	Painting & Coating			175,069
#	099646	099646	#	41	Intumescent Painting	assumed not req		0
#	101100	101100	#	42	Chalk, Marker, Tack & Display Boards	CWV		16,800
#	101400	101400	#	43	Signage	CWV		19,200
#	102113	102113	#	44	Toilet Compartments and Accessories			15,750
#	102600	102600	#	45	Wall & Door Protection			25,762
#	102613	102613	#	46	Corner Guards	included		0
#	102823	102823	#	47	Laundry Accessories	FFE		0
#	104416	104416	#	48	Fire Extinguishers and Cabinets	CWV		1,600
#	105100	105100	#	49	Lockers & Benches	CWV		7,350
#	113100	113100	#	50	Residential Appliances	CWV		350
#	115200	115200	#	51	Audio-Visual Equipment	FFE		0
#	117700	117700	#	52	Radiology Equipment			15,000

Addenda								11/29/16
* No.	Code	Spec No	Alt No	Seq	Description	Notes	100% GMP	
#	122400	122400	#	53	Window Shades		7,833	
#	124800	124800	#	54	Rugs, Mats & Grilles		10,500	
#	129300	129300	#	55	Site Furnishings		0	
#	131900	131900	#	56	Kennels & Animal Shelters		289,081	
#	210000	210000	#	57	Fire-Suppression Systems		72,600	
#	221000	221000	#	58	Plumbing		510,680	
#	230000	230000	#	59	HVAC		489,433	
#	260000	260000	#	60	Electrical		712,570	
#	263100	263100	#	61	Photovoltaic Collectors - future	NIC	0	
#	272000	272000	#	62	Voice/Data Communications	in electrical	0	
#	274100	274100	#	63	Audio-Video Systems	NIC	0	
#	281353	281353	#	64	Intursion Detection System	in electrical	0	
#	283000	283000	#	65	Fire Alarm	in electrical	0	
#	310000	310000	#	66	Earthwork		208,804	
#	312318	312318	#	67	Rock Removal	NIC	0	
#	312319	312319	#	68	Dewatering	NA	0	
#	312500	312500	#	69	Erosion Control		45,100	
#	321200	321200	#	70	Asphalt Paving		82,942	
#	321300	321300	#	71	Site Concrete Paving		116,712	
#	321700	321700	#	72	Paving Specilaties, Striping, Bumpers & Signs	in ACP	0	
#	321800	321800	#	73	Turf Surfacing	in Landscaping	0	
#	323113	323113	#	74	Chain Link Fences & Gates		154,746	
#	323119	323119	#	75	Decorative Metal Fences & Gates	eliminated	0	
#	329000	329000	#	76	Landscape & Irrigation		348,925	
#	330000	330000	#	77	Site Utilities		215,211	
#		No Spec	#	78	FF&E and Installation		562,812	
****End Of Summary - Do Not Erase****								
SUBTOTAL							7,078,451	
#	010001		#	79	Contingency (excl FF&E)	5.00%	326,526	
#	010010		#	80	Escalation - NIC	0.00%	0	
#	006150		#	81	Sub Bonds/Subguard - NIC	0.00%	0	
#	010300		#	82	Preconstruction	NIC	0	
#	010002		#	83	General Conditions		848,426	
#	010300		#	84	A&E Costs (CD Phase only)	see below	0	
#	006500		#	84	Permits (by Owner)	NIC	0	
#	016590		#	85	Data Processing	0.00%	0	
#	006530		#	86	Liability Insurance	0.91%	75,106	
#	010003		#	87	Overhead & Fee	4.50%	374,783	
#	006100		#	88	Prime Bond	0.56%	48,628	
Total Estimate							8,751,920	
89 A&E Costs (CD Phase only)							581,887	
Grand Total							9,333,807	

EL CAJON ANIMAL CARE FACILITY

ALLOWANCES

<u>DESCRIPTION</u>	<u>AMOUNT</u>
Relocation of the Fire Station Roof Prop	\$10,000
Lobby 102 T&G and Soffits	\$30,000
Sound Isolation at Wall	\$15,000
Code and Non - Code Signage	\$19,200
Acoustical Wall Panels	\$51,500
Crash Rails	\$21,100
FF&E Supply and Installation	\$600,000
X Ray Shielding	\$15,000
Fiber Optic, Design, Conduit, Cable and Pedestal	\$56,000

**El Cajon Animal Care Facility
Clarifications, Qualifications and Allowances**

December 05, 2016

DIVISION 010000

1. This proposal is based upon 100% Design Development documents per attached Exhibit 'A' and supercedes all previous proposals.
2. The Design Build GMP is based on C.W. Drivers Milestone Schedule as dated October 24, 2016.
3. C.W. Driver's proposal is based on a release for C.W. Driver to award subcontract by December 15 2016.
4. We have included Builders Risk.
5. We have included an Owner allowance of \$10,000 for the relocation of the Fire station roof prop.
6. C.W. Driver's proposal is based on mutually agreeable contract terms.
7. The following items are included in the General Requirements
 - a) Trash dumpsters and removal
 - b) Progressive cleaning
 - c) Commissioning
 - d) Traffic control
 - e) Relocation of the Fire station roof prop
8. The Testing and Inspection services include
 - a) Review plans, specifications, assume Geotechnical Engineer of Record Responsibilities
 - a. Attend pre-construction meeting with grading contractor and owner representative
 - b) Field observation and testing during excavation, backfill and grading activities
 - c) Observation during foundation excavation
 - d) Special inspection and material testing
 - a. Reinforced concrete- testing and inspections
 - b. Post installed anchors - testing and inspections
 - c. Structural masonry – testing and inspections
 - d. Structural steel erection, bolting and field welding – inspections
 - e. Wood framing – inspection
 - e) Final as-graded report
 - f) Project oversight
 - a. Review daily field reports on a weekly basis for compliance with plans, specifications and geotechnical report.
 - b. Provide as needed engineering support during construction

DIVISION 033000

- I. As directed by Hope Amundson, CDIH's are not required and not included in the estimate.

2. As directed by the architect we have included curbs at following areas:
 - a. Perimeter wood framed walls
 - b. Interior restroom walls
 - c. Cages in Room 181 and 177 per architect's narrative
 - d. Room 122 Corridor
 - e. Room 159 Quart. Parvo
 - f. Room 170 Iso. Cats
 - g. Room 173 Quar. Cats

DIVISION 040000

1. We have included the following modifications to CMU and fencing
 - a) Sally Port gridline 7-8/A eliminate CL fence at top of wall and extend CMU full height
 - b) Laundry near gridline 7, between gridline A&B eliminate CMU and provide CL fence
 - c) Iso Dog north wall only eliminate CL fence at top of wall and extend CMU full height
 - d) Gridline B-C/3.5 eliminate framed wall and provide CMU
 - e) Gridline 3-4.5/G-H eliminate CMU and provide CL fence
 - f) Gridline I/D-D.5 length of CMU wall
 - g) Gridline I/B.5-C length of CMU wall
 - h) Increase fence size at tops of CMU walls

DIVISION 050000

None

DIVISION 060000

1. As directed by design team we have included stainless steel countertops for the following areas:
 - a) Parvo 159, Utility 163
 - b) All other areas are to be laminate for both lower cabinets, countertops and upper cabinets (type as referenced in the finish legend).
2. As directed by design team we have included 5 LF of stainless steel lower cabinets and 5 LF of stainless steel countertops in the Euthanasia Room 153.
3. We have included an allowance of \$30,000 for Lobby 102 T&G and Soffits.

DIVISION 070000

1. We include 5 locations of operable louvers 72" W X 12" H at the kennel metal deck roofs.
2. We have included Duraflex epoxy flooring as noted on A2.9 and noted in the specifications under optional system.

DIVISION 080000

1. Interior window glazing dimensions' unknown. Assumed a 5'6" interior window height and 5' interior window width as shown in room 133 on A6.3 Treatment elevation 1A. This window size has been applied to all windows shown on the floor plan.

DIVISION 090000

1. All painting based per A2.9 note 21 which describes the locations of each paint type. Paint is to be installed as described on BOD, Specifications and per the following
 - a) Change from latex paint to HPC-1 in corridors 157, 148, 132, 129, 122, 112
 - b) Change from latex paint to HPC-2 in laundry room
 - c) Change from HPC-2 above tile to HPC-1 above tile in rooms 156, 123, 119
 - d) Change from latex paint to HPC-1 in room 158
 - e) Change from HPC-1 to latex paint in locker rooms 152 and 154
 - f) Delete paint in rooms 146 and 128 to provide full height FRP
 - g) Room 115 change paint type to HPC- 2 and provide 6' H wall tile
2. Specification Section 095113 calls for Ultima tile at both dry and wet areas. A2.9 calls for Cirrus tile at dry areas and Ultima Health Zone tile at wet areas. Pricing is based on the materials called out on A2.9 with Cirrus tile at dry areas and Ultima Health Zone tile at wet areas.
3. We have included an allowance of \$15,000 for sound isolation at walls, locations not defined.

DIVISION 100000

1. We have included an allowance of \$19,200 for code and non - code signage.
2. Specification Section 102113 calls for metal toilet compartments with powder coat finish. BOD calls for baked enamel toilet compartments. Metal toilet compartments with a powder coat finish has been priced per Specification.
3. Crash rails, corner guards, and acrovyn wallcovering is based on CWD quantity shown in Exhibits. Crash rails and acrovyn wallcovering were installed at all interior hallways and treatment room per A2.9.
4. We have included epoxy Dur-a-quartz shown on A2.9.
5. We have included an allowance of \$51,500 for acoustical wall panels. Graphics on the acoustical wall panels are not included.
6. BOD calls for stainless steel corner guards and Specification Section 102600-2.2A calls for PVC corner guards. We have included stainless steel corner guards at 1/3 of locations and other areas are PVC.
7. The following rooms have FRP are located at the following rooms and are full height
 - a) Rooms 179, 172
 - b) Rooms 128 and 146
8. The following locations do not include of crash rails. The allowance included for crash rails is \$21,100.

- a) Room 104 Corridor
 - b) Room 102 Adopt
9. Acrovyn wall covering is not included.
10. We have added 6' high tile to the following rooms
- a) Room 115 and 178

DIVISION 110000

- 1. We have included kennels all other animal care and medical equipment are part of the FF&E allowance.
- 2. We have included Owner allowance of \$600,000 for the supply and installation of FF&E items. We have also included design and procurement.
- 3. We have included an allowance of \$15,000 for X Ray Shielding.

DIVISION 140000

None

DIVISION 210000

- 1. We have included a design build fire sprinkler system.

DIVISION 220000 and 230000

- 1. We have included PVC DWV pipe and fittings above grade in lieu of cast iron.
- 2. The central vacuum system is not included.
- 3. We have included capping the line for future hose bibbs at the following interior rooms
 - a) Room 122 Corridor
 - b) Room 159 Quart. Parvo
 - c) Room 170 Iso. Cats
 - d) Room 173 Quar. Cats
- 4. As directed by the design team we included a mop sink in lieu of a trench drain (TD-1) in the Laundry room.
- 5. As directed by design team, Sally Port does not require a trench drain as shown on sheet A2.1.2. We have included drainage per the plumbing sheets.
- 6. As directed by the design team we have eliminated the PVC jacket at the interior ducting.
- 7. As directed by the design team we have based the exterior heaters on the following documents issued by MA Engineer's
 - a) Detroit Radiant Model LS3 Brochure

- b) Detroit Radiant Model LS3 IOM Manual
 - c) Detroit Radiant Model LS3 Submittal
 - d) Detroit Radiant WVE-3 Vent Cap
 - e) LSH036 TH-115 Thermostat
 - f) MI_1 -Mechanical Zoning Plan For Dog Kennel
 - g) Wiring Diagram For One Thermostat And Multiple Heaters
8. We have included the BMS per design team comments below
- a) A terminal strip on the rooftop units shall be connected to the BMS system to control the heating / cooling of the unit.
 - b) Provide Outside Air Economizer control on those units with RA.
 - c) Provide sensors to accomplish the above including but not limited to duct sensor to monitor discharge temperature.
 - d) Monitoring the AHU's and exhaust fans for status and alarm condition.
 - e) Interlock the AHU's with their respective Exhaust Fans.
 - f) Temperature control via T-stat.
 - g) Time clock function to start / stop each AHU / Exhaust fan.
 - h) Simplified monitoring within building with remote monitoring via modem.

DIVISION 260000

- 1. We have included an allowance of \$56,000 for fiber optic (final scope pending design) conduit, cable and pedestal.
- 2. As directed by the architect we have included the POC for SDG&E per the Exhibit D.
- 3. As directed by ELEN we have included one (1) additional wall light to be located at the exterior kennel area
- 4. As directed by ELEN we have included one (1) additional light pole to be located at the exterior kennel area.
- 5. We have incorporated Owner accepted VE #9 provide an alternate lighting package (excludes lobby lighting) in the GMP.

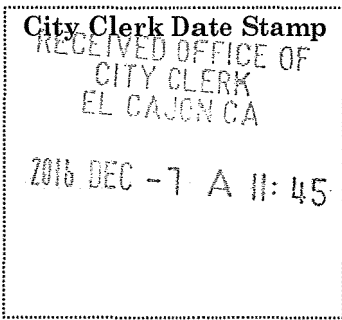
DIVISION 330000

- 1. We have included modifications to the storm water system per the Conceptual Storm Water Mitigation revised plan dated 9/07/16. The site area increases to the east. We have included the relocation of the bio filtration, added gravel swale, modification to the storm drain piping, the extended area shall receive mulch on existing contour.

EXCLUSIONS

- 1. Cost impacts due to the MND and NAHC Comment Letter.
- 2. All permits and fees.
- 3. Provisions for an accelerated schedule.
- 4. All utility company charges and fees.

5. Special use or zoning fees.
6. Handling or removal of hazardous or toxic materials.
7. Owner or tenant trash removal, haul-off and dump fees.
8. Building startup power. Power to be drawn from owner's meter.
9. Rock excavation, blasting.
10. Any LEED requirements.
11. Warranties greater than 1 year unless specifically indicated within each trades specification.
12. Remediation of hazardous and/or toxic materials.
13. Gas main and meter. To be provided by others.
14. Transformer and primary electrical service. To be provided by others.
15. Archeologist, Biologist or entomologist services.
16. Testing for methane from methane probes.



City of El Cajon Agenda Report

MEETING: 12/13/16

ITEM NO: 6.1



TO: Councilmembers
FROM: Mayor Wells
SUBJECT: Council Activities Report

RECOMMENDATION: That the City Council accept and file the following report of Council/Mayor activities attended during the current agenda period.

BACKGROUND:

Government Code Section 53232.3(d) requires members of a legislative body to provide brief reports on meetings attended at the expense of the local agency at the next regular meeting of the legislative body.

REPORT:


Since the last City Council meeting, I have attended the following events on behalf of the City of El Cajon:

- November 17, 2016 - Interview with Boy Scout for Badge Requirement
- November 20, 2016 - Downtown El Cajon Tree Lighting Ceremony
- November 29, 2016 - Town Hall Meeting Regarding Homelessness
- November 30, 2016 - Meeting w/ City Manager
- November 30, 2016 - Meeting w/ Mexican Consulate
- December 2, 2016 - SANDAG Executive Committee Meeting
- December 13, 2016 - City Council Meeting at 3:00 p.m.

I will be happy to answer any questions you may have.

SUBMITTED BY,

Bill Wells
Mayor



LEGISLATIVE REPORT 2015-2016



6.2

BILL	NO.	SPONSOR	SUBJECT	COUNCIL DATE	POSITION	COMMITTEE	BILL STATUS / LAST ACTION DATE
AB	1554	Irwin	Powdered Alcohol (Amended: 4/14/16)	1/26/2016	Support	Assembly	9/28/2016- Chaptered by Secretary of State - Chapter 742, Statutes of 2016.
AB	2121	Gonzalez	Alcoholic beverage control: Responsible Interventions for Beverage Servers Training Act of 2016. (Amended: 4/12/2016)	2/23/2016	Watch	Assembly	9/28/2016- Vetoed by the Governor
SB	819	Huff	Powdered Alcohol (Amended: 3/15/2016)	1/26/2016	Support	Senate	9/28/2016- Chaptered by Secretary of State - Chapter 778, Statutes of 2016.
SB	885	Wolk	Contracts: design professionals: indemnity. (Amended: 6/16/2016)	6/14/2016	Watch	Senate	7/1/2016-Failed Deadline pursuant to Joint Rule 61(b)(13). (Last location was JUD. on 6/16/2016) Dead .
SB	1046	Hill	Driving under the influence: ignition interlock device. (Amended: 4/13/2016)	2/23/2016	Support	Senate	9/28/2016- Chaptered by Secretary of State - Chapter 783, Statutes of 2016.

The Legislative Report tracks bills for the 2015-2016 Session of the California Legislature that the El Cajon City Council/Housing Authority/Successor Agency to the Redevelopment Agency has voted to monitor/watch, support or oppose. Updated December 6, 2016 at 11:30 a.m. for the December 13, 2016 City Council Meeting.

City Clerk Date Stamp

RECEIVED OFFICE OF
CITY CLERK
EL CAJON CA

2016 DEC -5 P 1:42

City of El Cajon Agenda Report

MEETING: 12/13/16

ITEM NO: 7.1



TO: Mayor Wells and Councilmembers
Councilmembers Bales and McClellan

FROM: Councilmember Kendrick

SUBJECT: Council Activities Report

RECOMMENDATION: That the City Council accept and file the following report of Council/Mayor activities attended during the current agenda period.

BACKGROUND:

Government Code Section 53232.3(d) requires members of a legislative body to provide brief reports on meetings attended at the expense of the local agency at the next regular meeting of the legislative body.



REPORT:

Since the last City Council meeting, I have attended the following events on behalf of the City of El Cajon:

November 20, 2016 -	Downtown El Cajon Tree Lighting Ceremony
December 13, 2016 -	City Council Meeting at 3:00 p.m.

I will be happy to answer any questions you may have.

SUBMITTED BY,


Gary Kendrick
Councilmember 

City Clerk Date Stamp

RECEIVED OFFICE OF
CITY CLERK
EL CAJON CA

2016 DEC -5 P 12:36

City of El Cajon Agenda Report

MEETING: 12/13/16

ITEM NO: 8.1



TO: Mayor Wells and Councilmembers

FROM: Mayor Pro Tem Ambrose

SUBJECT: Council Activities Report

RECOMMENDATION: That the City Council accept and file the following report of Council/Mayor activities attended during the current agenda period.

BACKGROUND:

Government Code Section 53232.3(d) requires members of a legislative body to provide brief reports on meetings attended at the expense of the local agency at the next regular meeting of the legislative body.

REPORT:

Since the last City Council meeting, I have attended the following events on behalf of the City of El Cajon:

November 16, 2016 -	ECEDC Board of Directors
November 16, 2016 -	CEDS Committee Meeting
November 17, 2016 -	City Employees Luncheon
December 1, 2016 -	Metro Wastewater JPA Meeting
December 7, 2016 -	Senator Joel Anderson's Annual Holiday Open House
December 8, 2016 -	KaBOOM Playground build at Crisis House
December 13, 2016 -	Council Meeting at 3:00 p.m.

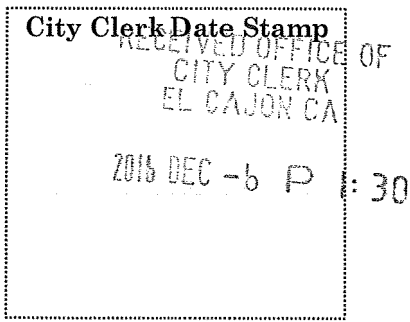
I will be happy to answer any questions you may have.

SUBMITTED BY,



Tony Ambrose
Mayor Pro Tem





City of El Cajon Agenda Report

MEETING: 12/13/16

ITEM NO: 9.1



TO: Mayor Wells and Councilmembers

FROM: Councilmember McClellan

SUBJECT: Council Activities Report

RECOMMENDATION: That the City Council accept and file the following report of Council/Mayor activities attended during the current agenda period.

BACKGROUND:

Government Code Section 53232.3(d) requires members of a legislative body to provide brief reports on meetings attended at the expense of the local agency at the next regular meeting of the legislative body.

REPORT:

Since the last City Council meeting, I have attended the following events on behalf of the City of El Cajon:

- December 1, 2016 - MTS Executive Committee Meeting
- December 7, 2016 - Joel Anderson's Holiday Open House
- December 8, 2016 - MTS Board Meeting
- December 10, 2016 - Toys for Joy Rock Church Event-El Cajon Valley HS
- December 13, 2016 - City Council Meeting

I will be happy to answer any questions you may have.

SUBMITTED BY,

**Bob McClellan
Councilmember**

City Clerk Date Stamp

RECEIVED OFFICE OF
CITY CLERK
EL CAJON CA

2016 DEC -5 P 12:36

City of El Cajon Agenda Report

MEETING: 12/13/16

ITEM NO: 10.1



TO: Mayor Wells and Councilmembers

FROM: Councilmember Bales

SUBJECT: Council Activities Report

RECOMMENDATION: That the City Council accept and file the following report of Council/Mayor activities attended during the current agenda period.

BACKGROUND:

Government Code Section 53232.3(d) requires members of a legislative body to provide brief reports on meetings attended at the expense of the local agency at the next regular meeting of the legislative body.

REPORT:

Since the last City Council meeting, I have attended the following events on behalf of the City of El Cajon:

November 17, 2016 -	Employee Appreciation Lunch
November 20, 2016 -	Mother Goose Parade
November 20, 2016 -	November 20th Tree Lighting
December 7, 2016 -	Joel Anderson Holiday Celebration
December 10, 2016 -	Toy Drive at Rock Church
December 13, 2016 -	Meeting with City Manager
December 13, 2016 -	City Council Meeting

I will be happy to answer any questions you may have.

SUBMITTED BY,



Star Bales
Councilmember

